

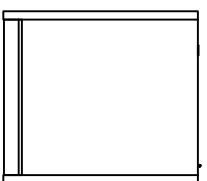
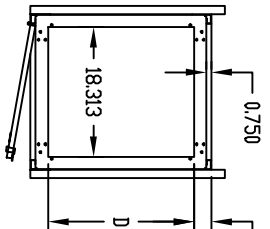
PART NAME SERIES 2000 UPRIGHT CABINET RACK (DOVERED)

PART No. E-2024 TD E-2031

REV. DATE 1-2-02

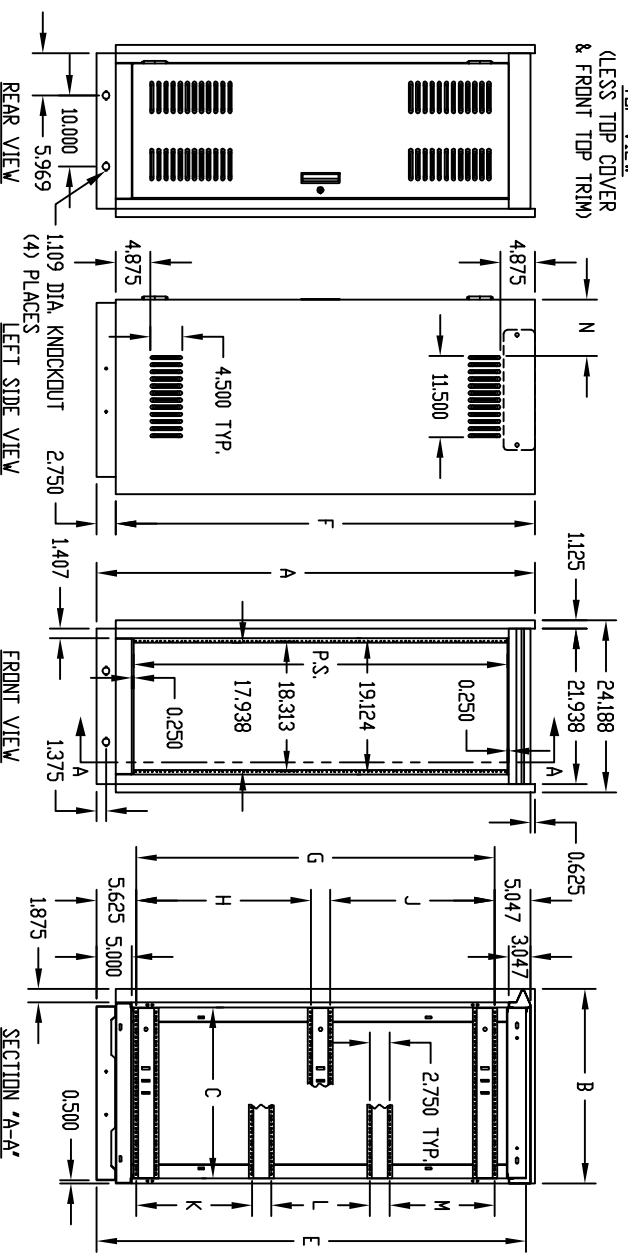
FINISH
 FRAME ASSEMBLY, SIDES,
 DOOR & TOP COVER _____ GRAY TEXTURE OR
 ROYAL BLUE TEXTURE
 PANEL MOUNTING RAILS _____ SMOOTH BLACK
 FRONT TOP TRIM _____ METALLIC GRAY

MATERIAL:
 PANEL MOUNTING RAILS _____ 12 GA. STEEL
 FRAME TOP, BASE ASSEMBLY,
 FILLERS & VERTICAL RAILS _____ 14 GA. STEEL
 RAIL SUPPORTS _____ 16 GA. STEEL
 TOP COVER & SIDES _____ 18 GA. STEEL
 DOOR & FRONT TOP TRIM _____ 20 GA. STEEL



TOP VIEW
 (LESS TOP COVER
 & FRONT TOP TRIM)

TOP VIEW



REAR VIEW

LEFT SIDE VIEW

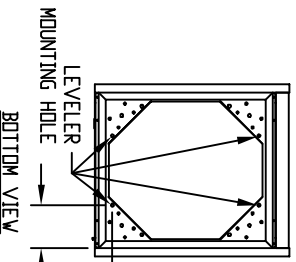
FRONT VIEW

SECTION 'A-A'
 (LESS PANEL MTG. RAILS)

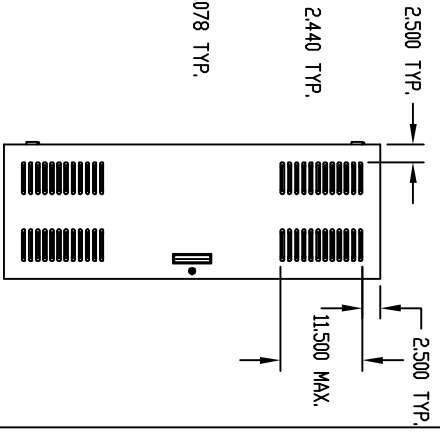
PANEL MOUNTING RAILS (FRONT & REAR)
 ARE TAPPED #10-32 ON E.I.A. UNIVERSAL
 SPACING AND ARE FULLY ADJUSTABLE.

BOTTOM PIERCED FOR MOUNTING RC-7758 CASTERS.
 EACH SIDE HAS (2) SETS OF (12) SLOTTED LOUVERS.

LOAD RATING: 1200 LBS. MAX.



BOTTOM VIEW



DOOR DETAIL

* DISCONTINUED

PART No.	P.S.	A	B	C	D	E	F	G	H	J	K	L	M	N
E-2024	21,000	30,250	27,375	24,000	20,500	29,000	27,500	18,937						7,937
* E-2025	31,500	40,750				39,500	38,000	29,437						
* E-2026	35,000	44,250				43,000	41,500	32,937						
E-2027	42,000	51,250				50,000	48,500		19,281	17,906				
E-2028	52,500	61,750				60,500	59,000		24,531	23,156				
E-2029	61,250	70,500				69,250	67,750		28,906	27,531				
E-2030	70,000	79,250				78,000	76,500		33,281	31,906				
E-2031	78,750	88,000	27,375	24,000	20,500	86,750	85,250				25,125	22,312	23,750	7,937