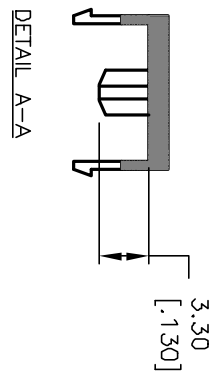
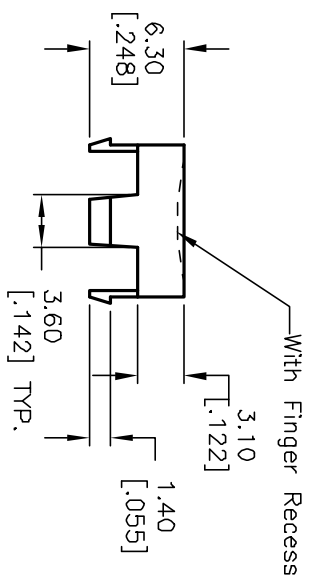
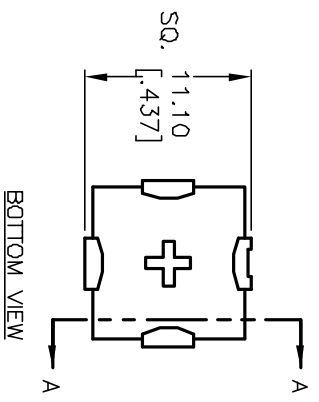


TOP VIEW



DETAIL A-A



BOTTOM VIEW

- NOTES:
1. ALL DIMENSIONS IN MM [INCH]
  2. GENERAL TOLERANCE: X.XX=±0.2
  3. CAP MATERIAL: ABS
  4. CAP COLOR: BLACK

**E-SWITCH®**

B	12767	REMOVED TABULATION, ADD DETAIL	2/3/03	CB
A		RELEASED FOR PRODUCTION		
REV.	ECN NO.	DESCRIPTION	DATE	CHKD

TITLE		320 CAP BLK	
SCALE	2:1	DATE	10/2/98
DR	MM	DWG	B040000
REV	B		

THE INFORMATION CONTAINED IN THIS DOCUMENT IS PROPRIETARY TO E-SWITCH AND IS NOT TO BE COPIED OR TRANSMITTED