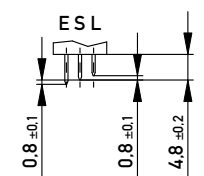
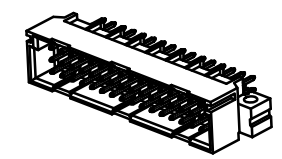
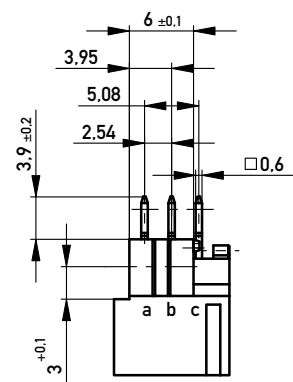


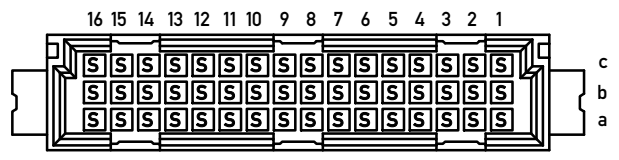
Stecklänge / mating length



E = early mate, late break / voreilend
 S = standard
 L = late mate, early break / nacheilend

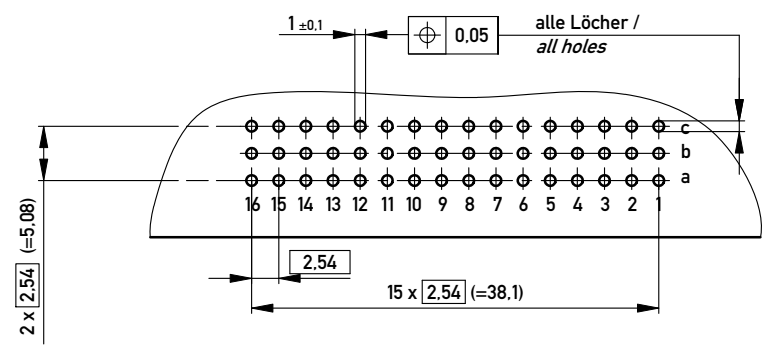


Bestückungsplan / contact layout



Lötanschluss 0,6mm / solder terminal 0,6mm
 Isolierwerkstoff / housing material : PBT GF 30
 Bauart 4 / type 4
 Anforderungsstufe 2 = 400 Steckzyklen / performance class 2 = 400 mating cycles
 Fehlende Maße und Angaben nach IEC 60 603-2 / DIN EN 60 603-2
 Missing information and dimensions per IEC 60 603-2 / DIN EN 60 603-2

Leiterplatten- Lochbild / PCB drillhole pattern



Berdeckung siehe Zeichnung 294905
 marking see drawing 294905

Copyright by ERNI GmbH
 Proprietary notice pursuant to ISO 16106 to be observed.

Information:		Tolerances	All Dimensions in mm	Scale	2:1
All rights reserved. Only for Information. To ensure that this is the latest version of this drawing, please contact one of the ERNI companies before using.		Subject to modification without prior notice. Drawing will not be updated.		Designation	
		www.ERNI.com		Messerleiste C/2 48 Löt Male Con.C/2 48 solder	
-	25.08.2009			384199	
Index	Date			I A3	
				Class	STVC/2