

2CL100KV/1.5A Product Data

High voltage rectifier diode 2CL100KV/1.5A series adopt high reliable mesa structure and diffusion craftwork, epoxy resin molded in a compact structure.

■ Feature

- Avalanche characteristic
- More sizes to choose
- Epoxy resin molded in vacuum, have anticorrosion in the surface
- Operating junction temperature Tj: -40°C—+150°C

■ Application

- High voltage rectifier used in electrostatic cleaning
- High voltage generator
- High voltage testing equipment
- General purpose high voltage rectifier, voltage multiplier assembly

■ Maximum Ratings

Item	Symbol	Conditions	2CL	Unit
			100KV/1.5A	
Repetitive Peak Reverse Voltage	V_{RRM}	Ta=25°C I _R =5μA	100	kV
Average Forward Current	I _O		1.5	A
Surge Forward Current	I _{FSM}	(50Hz Half-sine Wave , Resistance load @T _{break} =50°C)	100	A
Operating Junction Temperature	Tj	Halfsine wave peak voltage	-40—+150	°C
Operating Ambient Temperature	Tc		100	°C
Storage Temperature	Tstg		-40—+120	°C

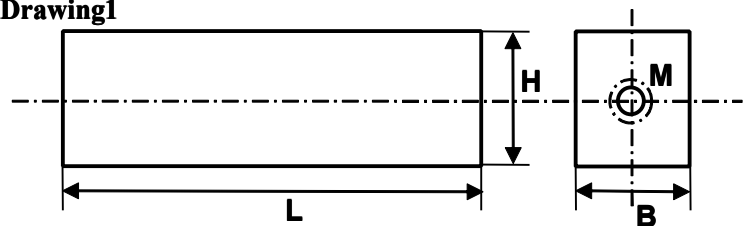
■ Electrical Characteristics

Rated Value	Symbol	Conditions	2CL	Unit
			100KV/1.5A	
Forward Peak Voltage Max (Reference Value)	V	I_F=1.5A 40°C	135	V
Peak Reverse Current (Reference Value)	I _{R1}	V _R =V _{RRM} , 25°C	5.0	μA
	I _{R2}	V _R =V _{RRM} , 100°C	50.0	μA

■ Dimension

Type	L	B	H	Electrode
2CL100KV/1.5A	250	50	20	M6

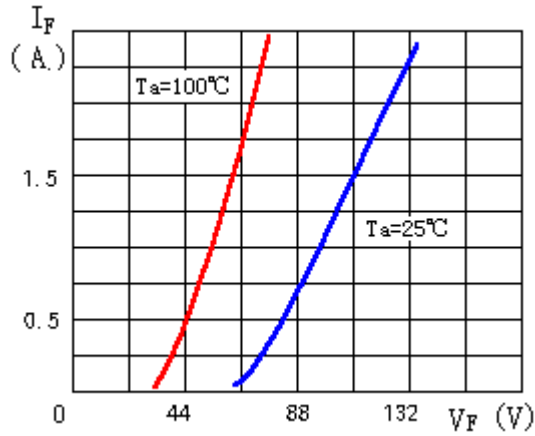
Drawing1



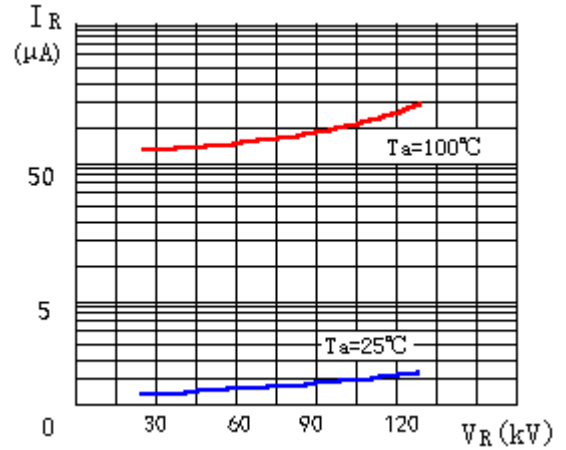
Notice:

Above is standard size, customized size is acceptable.

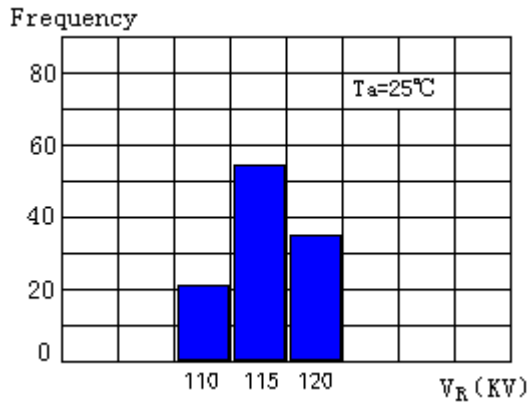
Characteristic Curve



Forward Characteristics



Reverse Characteristics



Avalanche Breakdown Voltage Distribution

Reverse Recovery Time Basic Test Circuit

