



Micro Commercial Components



Micro Commercial Components
20736 Marilla Street Chatsworth
CA 91311
Phone: (818) 701-4933
Fax: (818) 701-4939

SMB2EZ5.1D5
THRU
SMB2EZ75D5

Features

- Lead Free Finish/Rohs Compliant (Note1) ("P"Suffix designates Compliant. See ordering information)
Glass Passivated Junction
Excellent Clamping Capability
Built-in Strain Relief
Low Inductance
Halogen free available upon request by adding suffix "-HF"

Mechanical Data

- Epoxy meets UL 94 V-0 flammability rating
Moisture Sensitivity Level 1
TERMINALS : Solder plated, solderable per MIL-STD-750, method 2026
POLARITY : Color band denotes positive end (cathode)

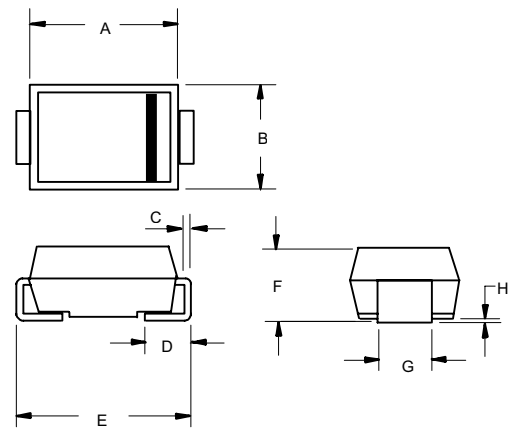
Maximum Ratings @ 25°C Unless Otherwise Specified

Table with 4 columns: Parameter, Symbol, Value, Units. Rows include Peak Pulse Power Dissipation (PD), Peak Forward Surge Current (IFSM), and Operating And Storage Temperature Range (TJ, TSTG).

- NOTES: 1. High Temperature Solder Exemptions Applied, see EU Directive Annex 7.
2. Mounted on 5.0mm²(.013mm thick) land areas.
3. Measured on 8.3ms, single half sine-wave or equivalent square wave, duty cycle = 4 pulses per minute maximum.

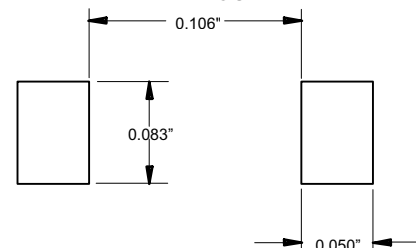
2 W Glass Passivated Junction Silicon Zener Diode 5.1-75 Volts

DO-214AA (SMB) (LEAD FRAME)



DIMENSIONS table with columns: DIM, INCHES (MIN, MAX), MM (MIN, MAX), NOTE. Rows A through H.

SUGGESTED SOLDER PAD LAYOUT



**SMB2EZ5.1D5 THRU SMB2EZ75D5**

ELECTRICAL CHARACTERISTICS( $T_A=25^{\circ}C$  unless otherwise noted) $V_F=1.5V$  max, $I_F=200mA$  for all types.

Type No. (Note 1.)	Nominal Zener Voltage $V_Z$ @ $I_{ZT}$ Volts (Note 2.)	Test Current $I_{ZT}$ mA	Maximum Zener Impedance (Note 3)			Leakage Current		Maximum Zener Current $I_{ZM}$ mA	Surge Current @ $T_A=25$ $I_{ZSM}$ -A (Note 4.)	Device Marking
			$Z_{ZT}$ @ $I_{ZT}$	$Z_{ZK}$ @ $I_{ZK}$	$I_{ZK}$	$I_R$	$V_R$			
			Ohms	Ohms	mA	uA Max	Volts			
SMB2EZ5.1D5	5.1	98.0	3.5	600	1	5	1	356	3.5	2E5.1/2C5V1
SMB2EZ5.6D5	5.6	89.5	2.5	500	1	5	2	324	3.3	2E5.6/2C5V6
SMB2EZ6.2D5	6.2	80.5	1.5	700	1	5	3	292	3.1	2E6.2/2C6V2
SMB2EZ6.8D5	6.8	73.5	2	700	1	5	4	266	2.9	2E6.8/2C6V8
SMB2EZ7.5D5	7.5	66.5	2	700	0.5	5	5	242	2.66	2E7.5/2C7V5
SMB2EZ8.2D5	8.2	61	2.3	700	0.5	5	6	220	2.44	2E8.2/2C8V2
SMB2EZ9.1D5	9.1	55	2.5	700	0.5	3	7	200	2.2	2E9.1/2C9V1
SMB2EZ10D5	10	50	3.5	700	0.25	3	7.6	182	2.0	2E10/2C10
SMB2EZ11D5	11	45.5	4	700	0.25	1	8.4	166	1.82	2E11/2C11
SMB2EZ12D5	12	41.5	4.5	700	0.25	1	9.1	152	1.66	2E12/2C12
SMB2EZ13D5	13	38.5	5	700	0.25	0.5	9.9	138	1.54	2E13/2C13
SMB2EZ14D5	14	35.7	5.5	700	0.25	0.5	10.6	130	1.43	2E14/2C14
SMB2EZ15D5	15	33.4	7	700	0.25	0.5	11.4	122	1.33	2E15/2C15
SMB2EZ16D5	16	31.2	8	700	0.25	0.5	12.2	114	1.25	2E16/2C16
SMB2EZ17D5	17	29.4	9	750	0.25	0.5	13	107	1.18	2E17/2C17
SMB2EZ18D5	18	27.8	10	750	0.25	0.5	13.7	100	1.11	2E18/2C18
SMB2EZ19D5	19	26.3	11	750	0.25	0.5	14.4	95	1.05	2E19/2C19
SMB2EZ20D5	20	25	11	750	0.25	0.5	15.2	90	1	2E20/2C20
SMB2EZ22D5	22	22.8	12	750	0.25	0.5	16.7	82	0.91	2E22/2C22
SMB2EZ24D5	24	20.8	13	750	0.25	0.5	18.2	76	0.83	2E24/2C24
SMB2EZ27D5	27	18.5	18	750	0.25	0.5	20.6	68	0.74	2E27/2C27
SMB2EZ30D5	30	16.6	20	1000	0.25	0.5	22.5	60	0.67	2E30/2C30
SMB2EZ33D5	33	15.1	23	1000	0.25	0.5	25.1	55	0.61	2E33/2C33
SMB2EZ36D5	36	13.9	25	1000	0.25	0.5	27.4	50	0.56	2E36/2C36
SMB2EZ39D5	39	12.8	30	1000	0.25	0.5	29.7	47	0.51	2E39/2C39
SMB2EZ43D5	43	11.6	35	1500	0.25	0.5	32.7	43	0.45	2E43/2C43
SMB2EZ47D5	47	10.6	40	1500	0.25	0.5	35.8	39	0.42	2E47/2C47
SMB2EZ51D5	51	9.8	48	1500	0.25	0.5	38.8	36	0.39	2E51/2C51
SMB2EZ56D5	56	9	55	2000	0.25	0.5	42.6	32	0.36	2E56/2C56
SMB2EZ62D5	62	8.1	60	2000	0.25	0.5	47.1	29	0.32	2E62/2C62
SMB2EZ68D5	68	7.4	75	2000	0.25	0.5	51.7	27	0.29	2E68/2C68
SMB2EZ75D5	75	6.7	90	2000	0.25	0.5	56	24	0.27	2E75/2C75

**Notes:**

1. TOLERANCES - Suffix indicates 5% tolerance any other tolerance will be considered as a special device.
2. ZENER VOLTAGE ( $V_Z$ ) MEASUREMENT - guarantees the zener voltage when measured at 40 ms from the diode body, and an ambient temperature of 25 centigrade degrees.
3. ZENER IMPEDANCE ( $Z_Z$ ) DERIVATION - The zener impedance is derived from the 60 cycle ac voltage, which results when an ac current having an rms value equal to 10% of the dc zener current ( $I_{ZT}$  or  $I_{ZK}$ ) is superimposed on  $I_{ZT}$  or  $I_{ZK}$
4. SURGE CURRENT ( $I_{ZSM}$ ) NON-REPETITIVE - The rating listed in the electrical characteristics table is maximum peak, non-repetitive, reverse surge current of 1/2 square wave or equivalent sine wave pulse of 1/120 second duration superimposed on the test current,  $I_{ZT}$ , per JEDEC standards, however, actual device capability is as described in Figure 3.

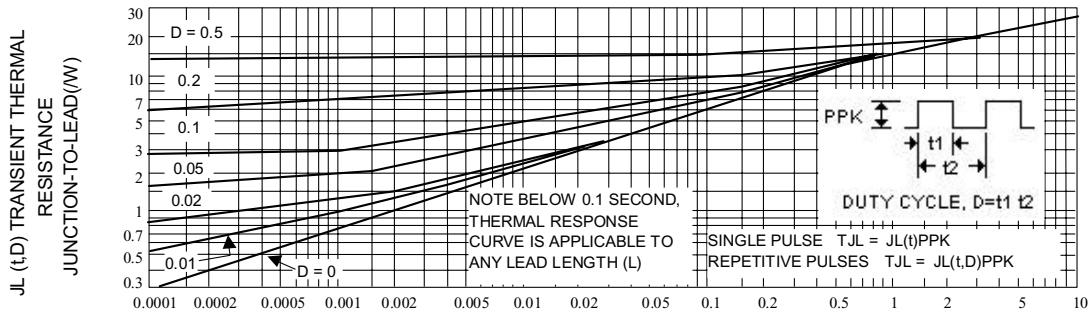


Fig. 2-TYPICAL THERMAL RESPONSE

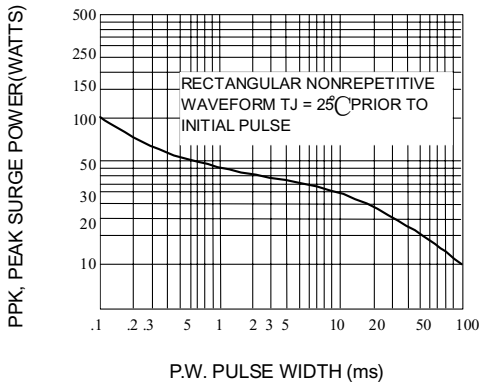


Fig. 3-MAXIMUM SURGE POWER

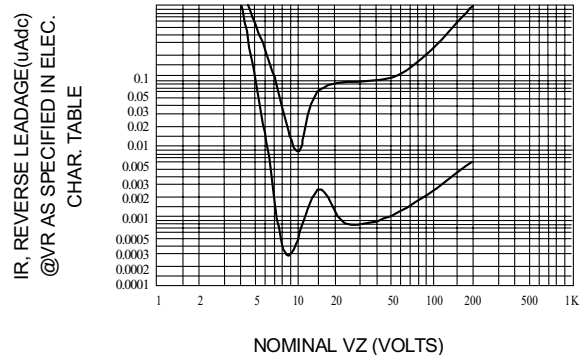


Fig. 4-TYPICAL REVERSE LEAKAGE

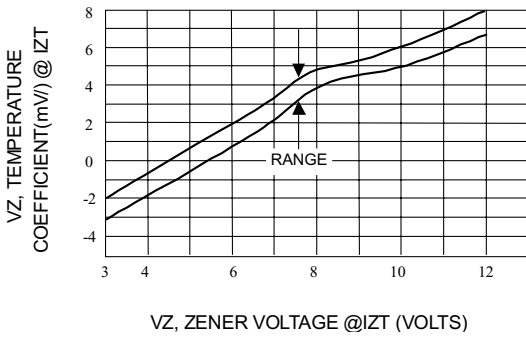


Fig. 5-UNITS 3.9 TO 12 VOLTS

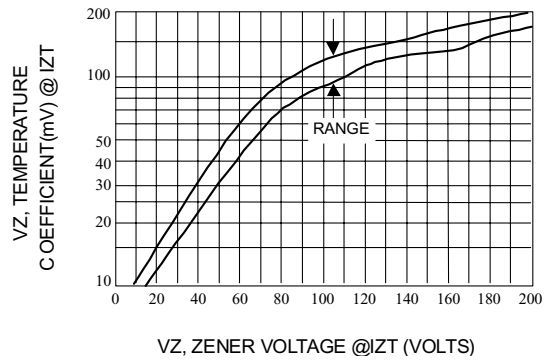


Fig. 6-UNITS 10 TO 200 VOLTS

RATING AND CHARACTERISTICS CURVES  
SMB2EZ5.1 D5 THRU SMB2EZ75D5

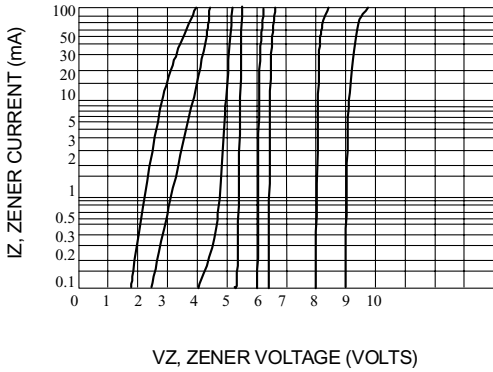


Fig. 7-VZ = 3.9 THRU 10 VOLTS

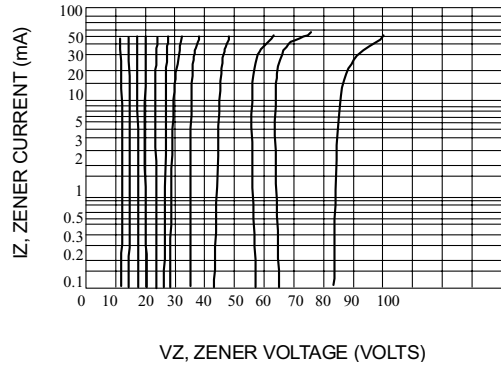


Fig. 8-VZ = 12 THRU 82 VOLTS

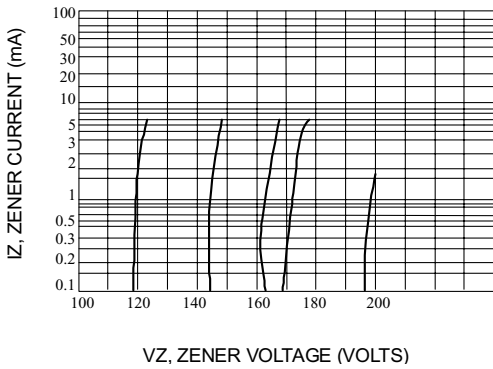


Fig. 9-VZ = 100 THRU 200 VOLTS

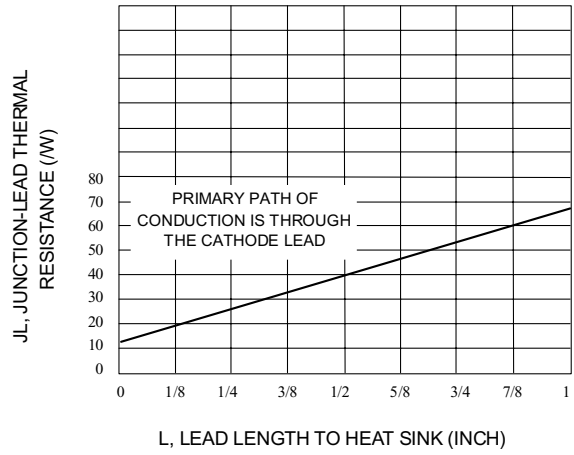


Fig. 10-TYPICAL THERMAL RESISTANCE



Micro Commercial Components

Ordering Information :

Device	Packing
Part Number-TP	Tape&Reel: 3Kpcs/Reel

Note : Adding "-HF" suffix for halogen free, eg. Part Number-TP-HF

\*\*\*IMPORTANT NOTICE\*\*\*

Micro Commercial Components Corp. reserves the right to make changes without further notice to any product herein to make corrections, modifications , enhancements , improvements , or other changes . Micro Commercial Components Corp . does not assume any liability arising out of the application or use of any product described herein; neither does it convey any license under its patent rights ,nor the rights of others . The user of products in such applications shall assume all risks of such use and will agree to hold Micro Commercial Components Corp . and all the companies whose products are represented on our website, harmless against all damages.

\*\*\*LIFE SUPPORT\*\*\*

MCC's products are not authorized for use as critical components in life support devices or systems without the express written approval of Micro Commercial Components Corporation.

\*\*\*CUSTOMER AWARENESS\*\*\*

Counterfeiting of semiconductor parts is a growing problem in the industry. Micro Commercial Components (MCC) is taking strong measures to protect ourselves and our customers from the proliferation of counterfeit parts. MCC strongly encourages customers to purchase MCC parts either directly from MCC or from Authorized MCC Distributors who are listed by country on our web page cited below. Products customers buy either from MCC directly or from Authorized MCC Distributors are genuine parts, have full traceability, meet MCC's quality standards for handling and storage. MCC will not provide any warranty coverage or other assistance for parts bought from Unauthorized Sources. MCC is committed to combat this global problem and encourage our customers to do their part in stopping this practice by buying direct or from authorized distributors.