




Series 442 Data Sheet

Slide Potentiometer

Commercial Linear Motion Carbon Composition Slide Potentiometer

Features

- 1¹/₄" (31.7mm) travel
- 1/4 watt power rating
- Choice of resistance tapers
- Economical
- Wide resistance range
- Choice of mounting styles
- RoHS compliant



Electrical and Mechanical Specifications

Resistance Range

200 ohms through 5 Megohms, linear
Consult CTS for audio taper

Resistance Tolerance

±30%, ±20%, ±10%

Power Rating, Watts

1/4 watt @ 55°C derated to no load @ 85°C,
linear taper, control mounted on steel panel
4" x 4" x .050" (101.6mm x 101.6mm x 1.27mm).

Voltage Rating

Across end terminals:
Linear curves — 500 VDC
Tapered curves — 350 VDC
(Not to exceed wattage ratings)
Between case and end terminals:
1080 VAC RMS

Resistance Tapers

Standard: Linear
Special: Available upon request

Operating Temperature

0°C to +70°C

Actuator Travel

1¹/₄ inches (31.7mm)

Potentiometer Life

10,000 cycles

Actuator Information

See illustrations, page 2.

Operating Force

Either direction 1 to 9 oz. (28 to 256 g)
Measured .250" (6.35mm) from base of actuator

Stop Strength

Maximum — 35 lbs. (15.9 kg) measured
at base of actuator

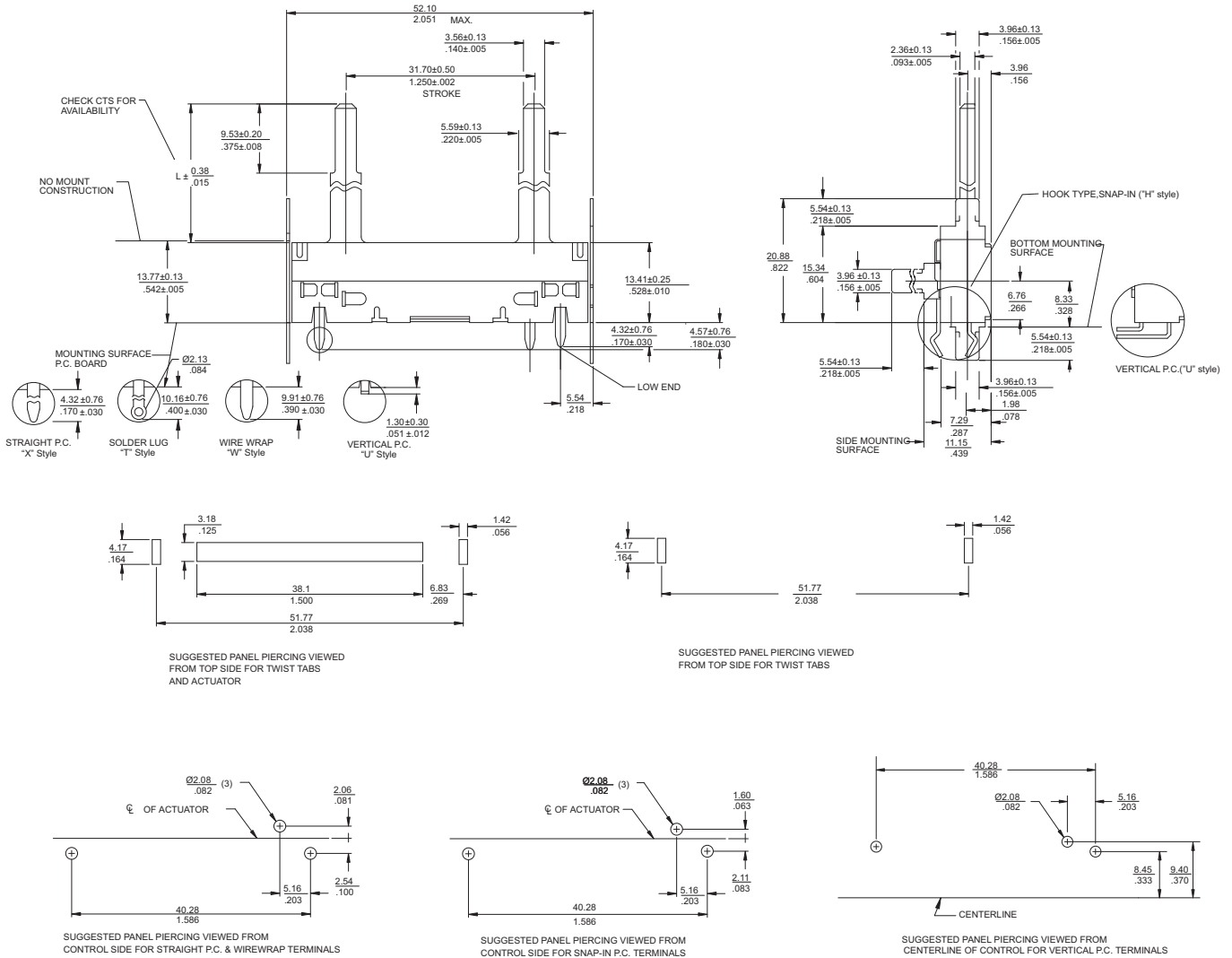
Terminal Information

Straight, vertical or snap-in to printed circuit board,
wirewrap or solder lug styles.

Mounting Information

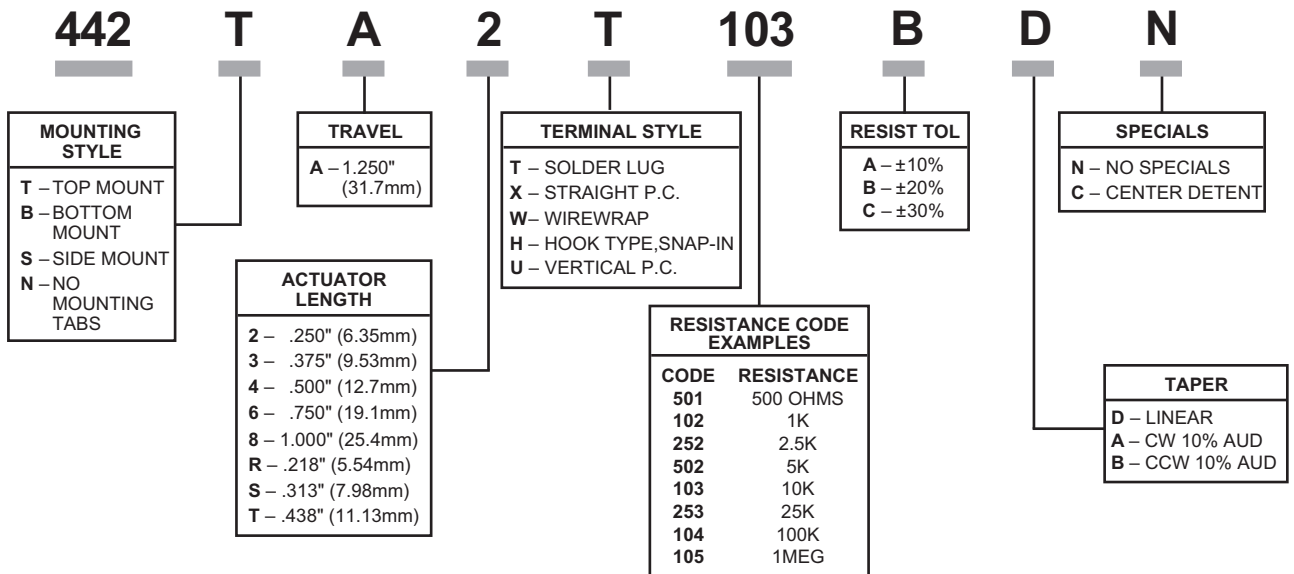
Top, bottom, side twist tab or no twist tab mounting —
refer to illustrations, page 2.

CTS Series 442



DIMENSION: $\frac{\text{mm}}{\text{INCH}}$

Ordering Information



Note:
Consult CTS for other common features not listed.