


Small Signal Product

Switching Diode

FEATURES

- Surface Mounted Device
- Fast Switching Speed
- Moisture sensitivity level (MSL): 1
- Pb free and RoHS compliant



SOD-323



MECHANICAL DATA

- Case: Bend lead SOD-323 package
- High temperature soldering guaranteed: 260°C/10s
- Weight: 4.5mg (approximately)
- Marking: T4

APPLICATION

General purpose switching application

MAXIMUM RATINGS AND ELECTRICAL CHARACTERISTICS (T _A =25°C unless otherwise noted)			
PARAMETER	SYMBOL	VALUE	UNIT
Peak reverse voltage	V _{RM}	100	V
DC blocking voltage	V _R	75	V
Non-repetitive peak forward current	I _{FM}	300	mA
Average rectified output current	I _O	150	mA
Peak forward surge current @t=1μs	I _{FSM}	2.0	A
Power dissipation	P _D	200	mW
Junction temperature	T _J	150	°C
Storage temperature	T _{STG}	- 55 to +150	°C

PARAMETER	SYMBOL	TEST CONDITION	MIN	TYP	MAX	UNIT
Forward voltage	V _{F1}	I _F = 1mA			0.715	V
	V _{F2}	I _F = 10mA			0.885	V
	V _{F3}	I _F = 50mA			1	V
	V _{F4}	I _F = 150mA			1.25	V
Reverse leakage current	I _{R1}	V _R =75V			1	μA
	I _{R2}	V _R =20V			25	nA
Capacitance between terminals	C _T	V _R =0V , f=1MHz			2	pF
Reverse recovery time	t _{rr}	I _F =I _R =10mA, I _{rr} =0.1 · I _R , R _L =100Ω			4.0	ns

Small Signal Product

RATINGS AND CHARACTERISTICS CURVES

($T_A=25^\circ\text{C}$ unless otherwise noted)

Fig. 1 Typical Reverse Characteristics

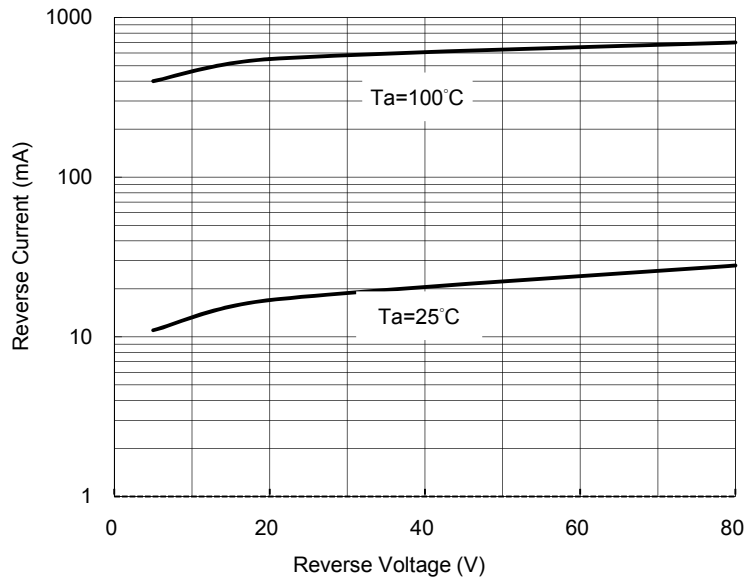


Fig.2 Typical Forward Characteristics

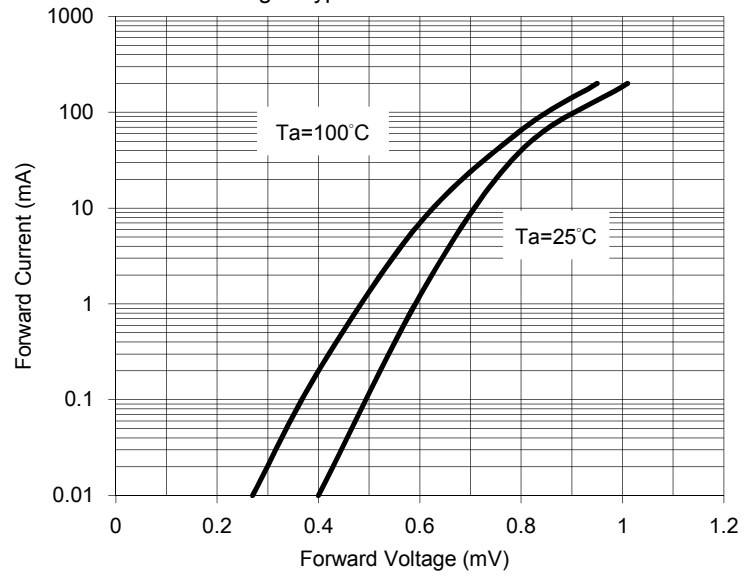


Fig. 3 Power Derating Curve

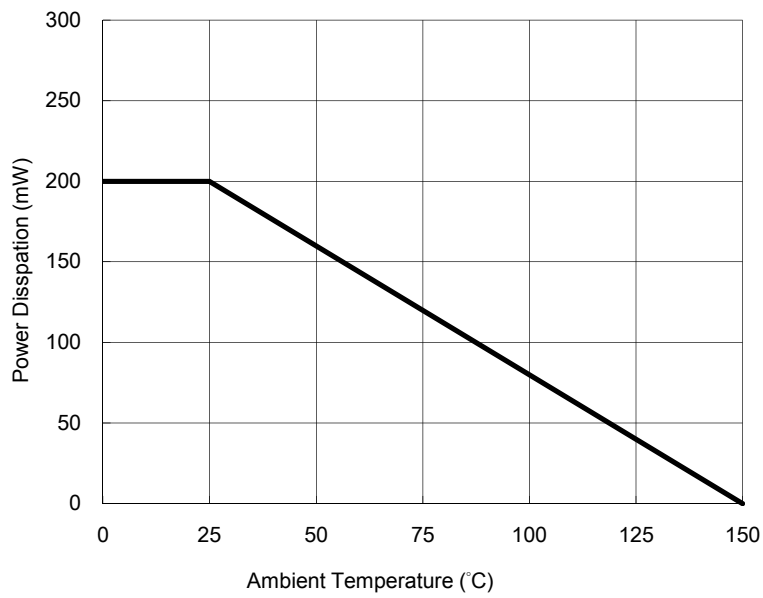
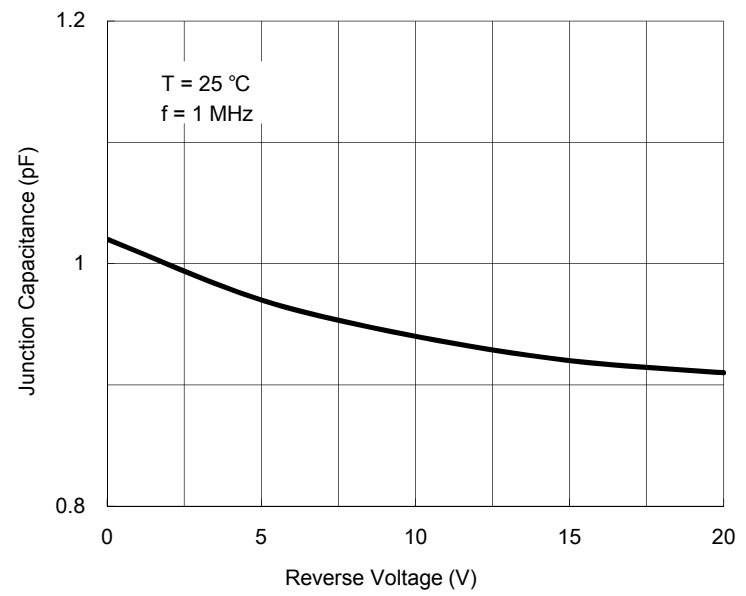


Fig. 4 Typical Capacitance Characteristics



Small Signal Product

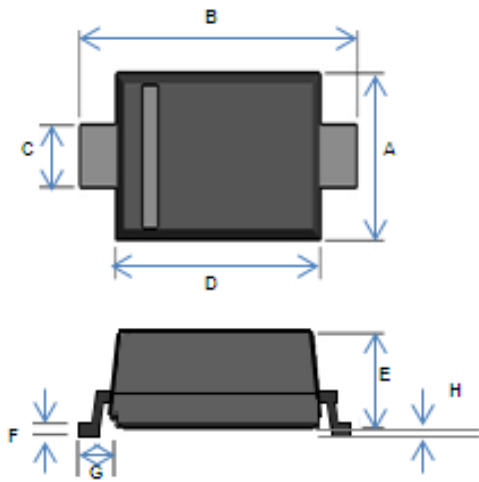
ORDERING INFORMATION					
PART NO.	PART NO. SUFFIX	PACKING CODE	PACKING CODE SUFFIX	PACKAGE	PACKING
1N4148WS-G	-xx (Note 1)	RV	G	SOD-323	3K / 7" Reel

Note 1: Part No. Suffix „-xx “ would be used for special requirement

EXAMPLE					
PREFERRED PART NO.	PART NO.	PART NO. SUFFIX	PACKING CODE	PACKING CODE SUFFIX	DESCRIPTION
1N4148WS-G RVG	1N4148WS-G		RV	G	Multiple manufacturer sources, Green compound
1N4148WS-G-N0 RVG	1N4148WS-G	-N0	RV	G	Defined manufacturer source, Green compound

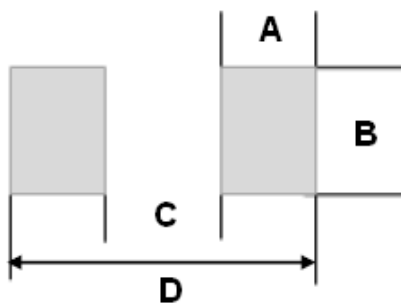
Small Signal Product

PACKAGE OUTLINE DIMENSIONS
SOD-323



DIM.	Unit (mm)		Unit (inch)	
	Min	Max	Min	Max
A	1.15	1.40	0.045	0.055
B	2.30	2.70	0.091	0.106
C	0.25	0.45	0.010	0.018
D	1.60	1.80	0.063	0.071
E	0.80	1.00	0.031	0.039
F	0.05	0.17	0.002	0.007
G	0.475 REF		0.19 REF	
H	-	0.10	-	0.004

SUGGESTED PAD LAYOUT



DIM.	Unit (mm)	Unit (inch)
	Typ.	Typ.
A	0.63	0.025
B	0.83	0.033
C	1.60	0.063
D	2.86	0.113

Small Signal Product

Notice

Specifications of the products displayed herein are subject to change without notice. TSC or anyone on its behalf, assumes no responsibility or liability for any errors or inaccuracies.

Information contained herein is intended to provide a product description only. No license, express or implied, to any intellectual property rights is granted by this document. Except as provided in TSC's terms and conditions of sale for such products, TSC assumes no liability whatsoever, and disclaims any express or implied warranty, relating to sale and/or use of TSC products including liability or warranties relating to fitness for a particular purpose, merchantability, or infringement of any patent, copyright, or other intellectual property right.

The products shown herein are not designed for use in medical, life-saving, or life-sustaining applications. Customers using or selling these products for use in such applications do so at their own risk and agree to fully indemnify TSC for any damages resulting from such improper use or sale.