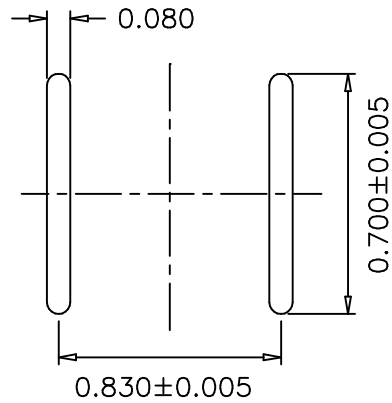
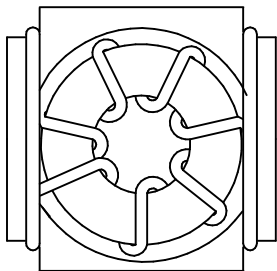
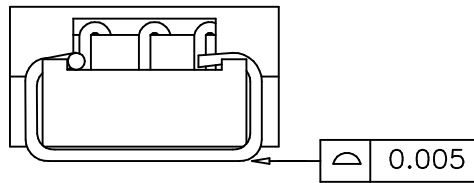
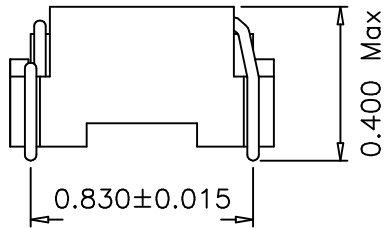
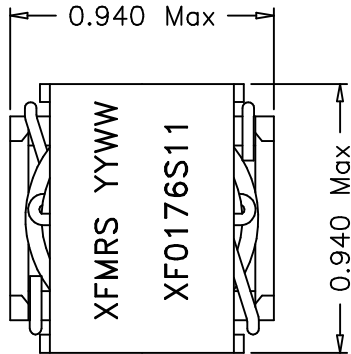



1. Mechanical:



Suggested PCB LAYOUT

2. Schematic:



3. Electrical Specifications: @25°C

DC Resistance: 0.0123 Ohms Typical

OCL: 17.6uH ±15% @10KHz 0.1V

OCL: 9.4uH TYPICAL @10KHz 0.1V 10.9Adc

E_{Top}: 6.84V/uS Max

DOC. REV: A/1

XFMR INC	Title: Surface Mount Inductor		
	UNLESS OTHERWISE SPECIFIED	P/N: XF0176S11	REV. A
TOLERANCES: .xxx ±0.010	DWN.	李清儿	Aug-05-99
Dimensions in inch	CHK.	孙小悦	Aug-05-99
SHEET 1 OF 1	APP.	Joe Huff	Aug-05-99