

HIR67-21C/L11/TR8

Features

- Peak wavelength $\lambda_p=850\text{nm}$.
- Low forward voltage.
- Compatible with infrared and vapor phase reflow solder process.
- Package in 8mm tape on 7" diameter reels.
- Pb free
- The product itself will remain within RoHS compliant version.



Description

- HIR67-21C/L11/TR8 is an infrared emitting diode in miniature SMD package which is molded in a water clear plastic with flat top view lens.
- The device is spectrally matched with silicon photodiode and phototransistor.

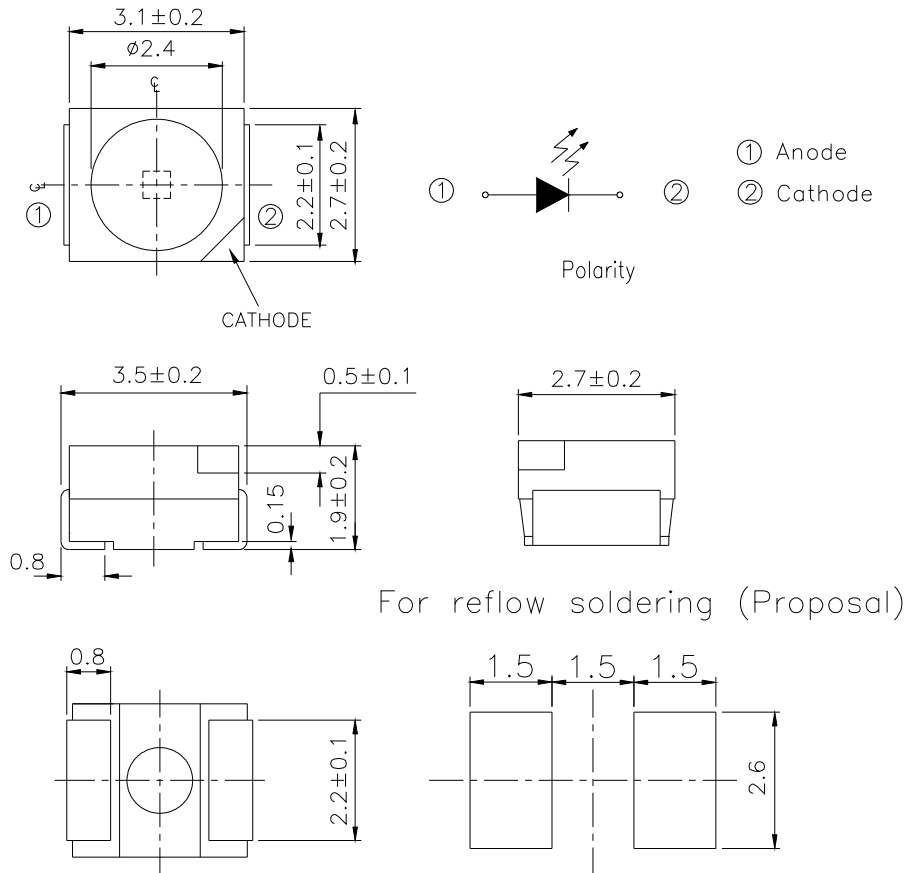
Applications

- Floppy disk drive
- Optoelectronic switch
- Camera
- VCR
- Video
- Smoke detector

Device Selection Guide

Device No.	Chip Material	Lens Color
HIR67-21C/L11/TR8	GaAlAs	Water clear

Package Dimensions



- Notes:** 1.All dimensions are in millimeters
2.Tolerances unless dimensions ± 0.1 mm

Absolute Maximum Ratings ($T_a=25^\circ\text{C}$)

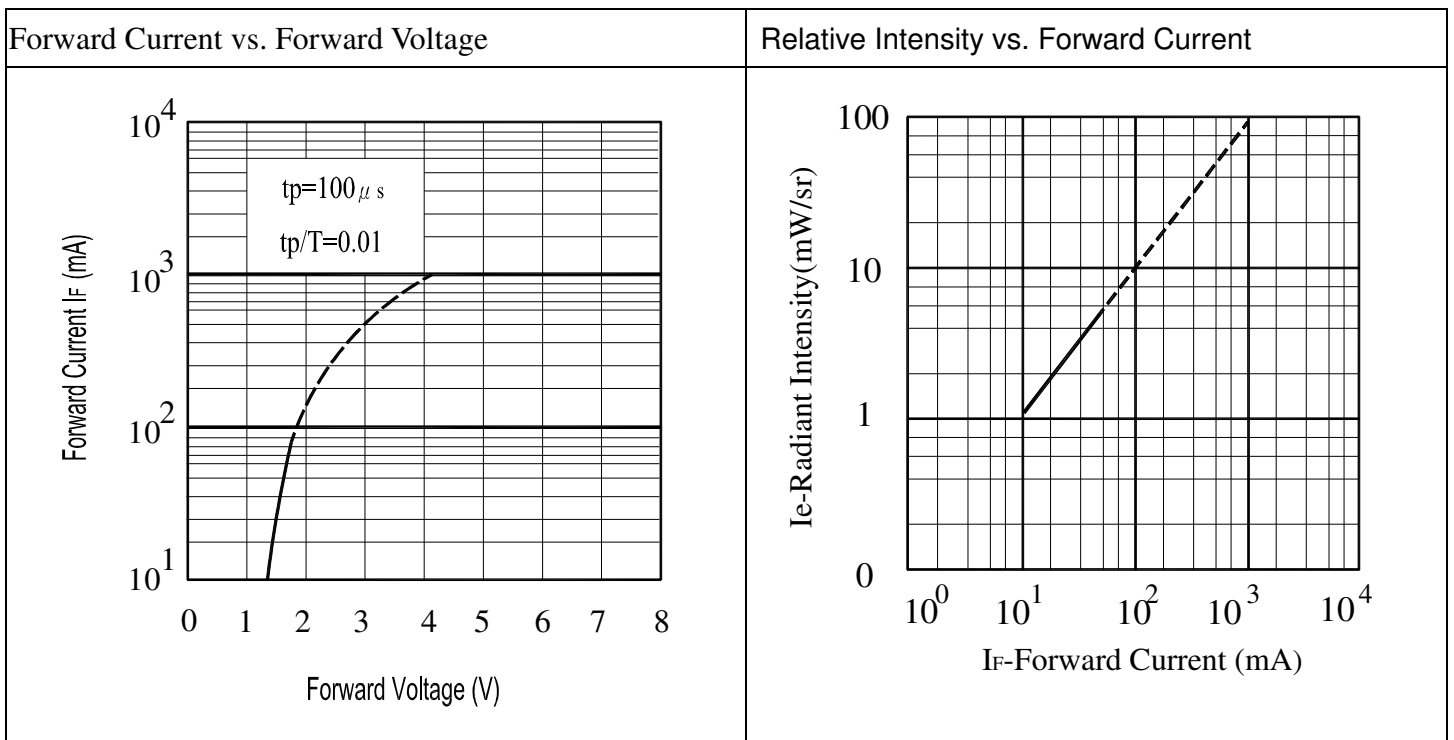
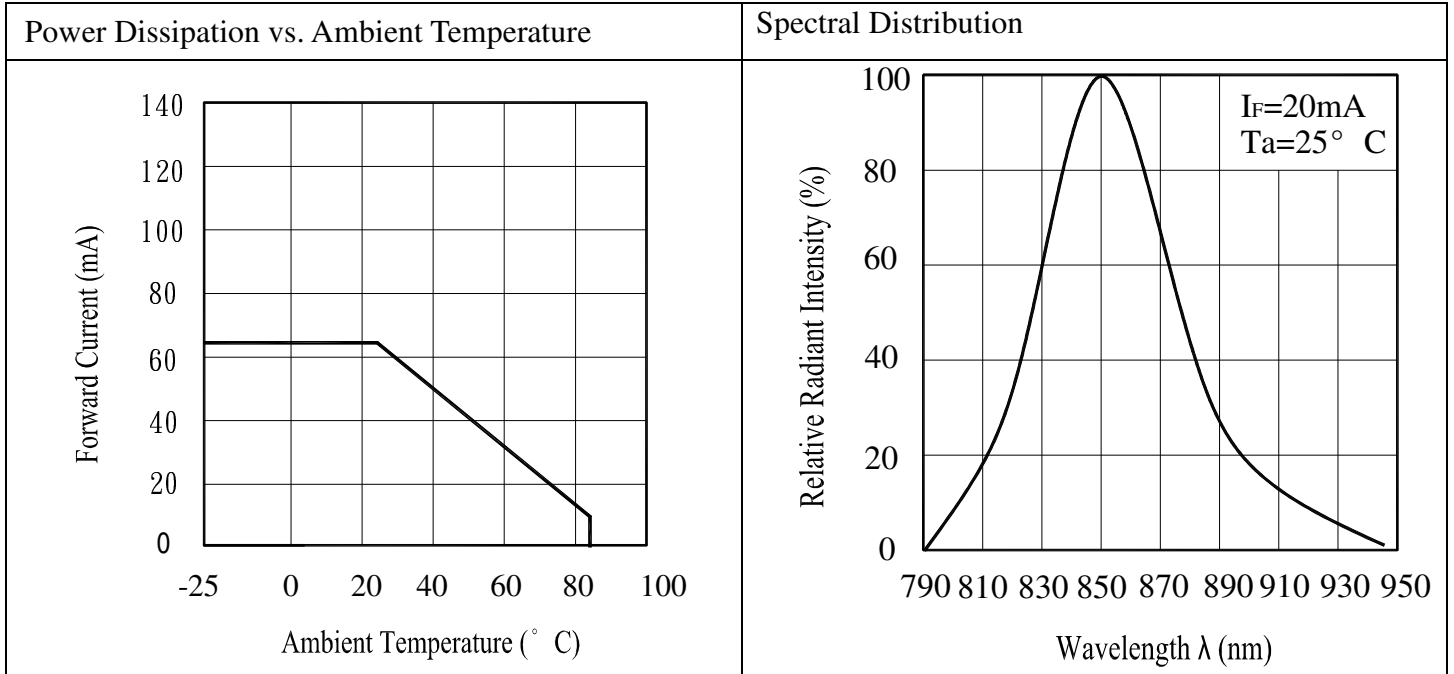
Parameter	Symbol	Rating	Unit
Continuous Forward Current	I_F	65	mA
Reverse Voltage	V_R	5	V
Operating Temperature	T_{opr}	-40 ~ +100	$^\circ\text{C}$
Storage Temperature	T_{stg}	-40 ~ +100	$^\circ\text{C}$
Soldering Temperature *1	T_{sol}	260	$^\circ\text{C}$
Power Dissipation at(or below) 25 $^\circ\text{C}$ Free Air Temperature	P_d	130	mW

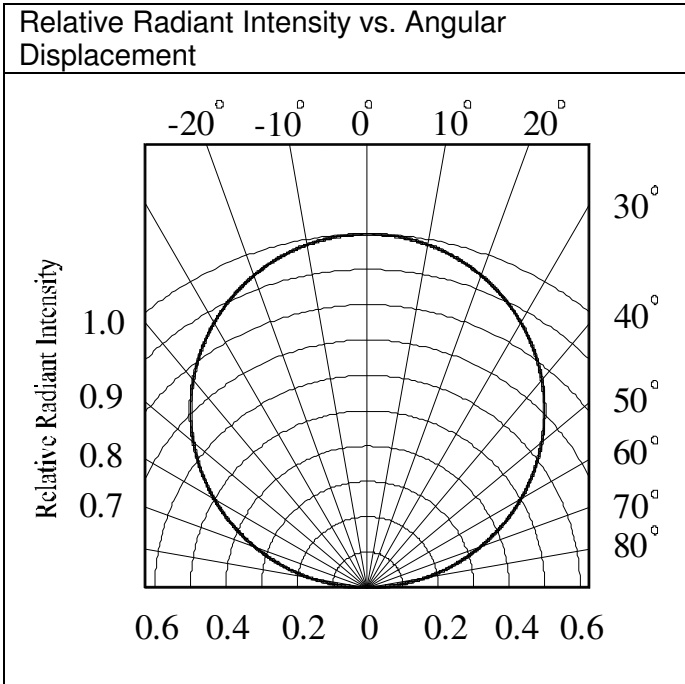
Notes: *1:Soldering time ≤ 5 seconds.

Electro-Optical Characteristics (Ta=25°C)

Parameter	Symbol	Min.	Typ.	Max.	Unit	Condition
Radiant Intensity	I _e	1.0	2.0	--	mW /sr	I _F =20mA
		--	10	--		I _F =100mA Pulse Width ≤ 100 μs ,Duty ≤ 1%
Peak Wavelength	λ _p	--	850	--	nm	I _F =100mA
Spectral Bandwidth	Δ λ	--	45	--	nm	I _F =100mA
Forward Voltage	V _F	--	1.45	1.65	V	I _F =20mA
		--	1.80	2.40		I _F =100mA Pulse Width ≤ 100 μs ,Duty ≤ 1%
Reverse Current	I _R	--	--	10	μ A	V _R =5V
View Angle	2θ1/2	--	120	--	deg	I _F =20mA

Typical Electrical/Optical/Characteristics Curves for IR





ERROR: stackunderflow
OFFENDING COMMAND: ~

STACK: