


6Amps ATH06

PRELIMINARY

Total Power: 33W
 Input Voltages: 3.3V, 5V, 12V
 No. of Outputs: Single



Special Features

- Point-of-Load Alliance product
- Open frame TH or SMT termination
- Auto-Track™ Sequencing
- Output Voltage Adjust (Resistor Programming)
- Under Voltage Lockout
- Pre-Biased start-up²
- Output On/Off Inhibit
- -40°C to +85°C Ambient Air Operation
- Non Isolated module

Environmental

Ambient air operating temperature range:
 -40°C to +85°C

Storage temperature: -40°C to +125°C

Calculated MTBF: > TBA

Safety

UL,cUL 60950 Recognition (Pending)

EN 60950 through TUV or VDE (Pending)

Electrical Specs

Input

Input Range 3.0 - 3.6V
 4.5 - 5.5V
 10.8 - 13.2V

Under Voltage Lockout with hysteresis

Efficiency up to 95%

Output

Overall Regulation 1% of Vo Typ

Noise/Ripple 30mV Typ (2.5Vo and below)

1% Vo Typ (Vo > 2.5V)

Remote sense Up to 300mV max

Transient Response 100mV typical for 3.3Vo
 for 50% to 100% I_{O,MAX} step change
 70us recovery time (Co = 330uF)

Over Current Protection 160% I_{O,MAX} typical (autorecovery)

Control

Inhibit On/Off Positive Enable Logic

Output Voltage Adjust See output range on page 2

Output Margin ±5% V_{O,NOM}

Output Auto-Track™ (See Note 5)

Specifications subject to change without notice

AMERICAS

5810 Van Allen Way
 Carlsbad, CA 92008
 Telephone: 760-930-4600
 Facsimile: 760-930-0698

EUROPE

Astec House, Waterfront Business Park
 Merry Hill, Dudley
 West Midlands, DY5 1LX, UK
 Telephone: 44 (1384) 842-211
 Facsimile: 44 (1384) 843-355

ASIA

Units 2111-2116, Level 21
 Tower1, Metroplaza
 223, Hing Fong Road
 Fwai Fong, New Territories
 Hong Kong
 Telephone: 852-2437-9662
 Facsimile: 852-2402-4426



Ordering Information

Input Voltage	Output Voltage	Output ³ Current	Efficiency ⁴	Model Number
3.0V to 3.6V	0.8V to 2.5V	6A	95%	ATH06T033-9(S)(J)
4.5V to 5.5V	0.8V to 3.6V	6A	95%	ATH06T05-9(S)(J)
10.8V to 13.2V	1.2V to 5.5V	6A	95%	ATH06K12-9(S)(J)

OPTIONS:

- "-9J" - Output Trim, TH termination, Tray Packaging
- "-9SJ" - Output Trim, SMT termination, Tray Packaging
- "-9S" - Output Trim, SMT Termination, T&R packaging

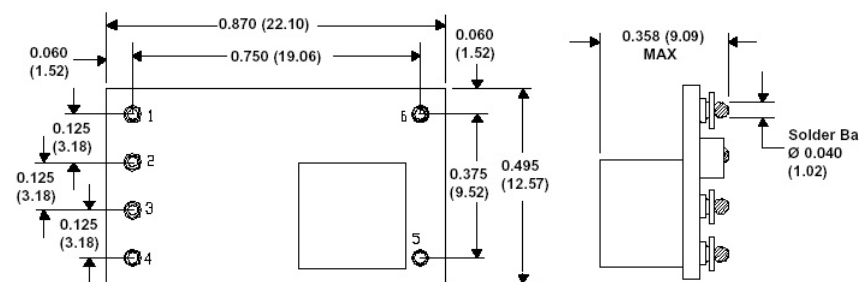
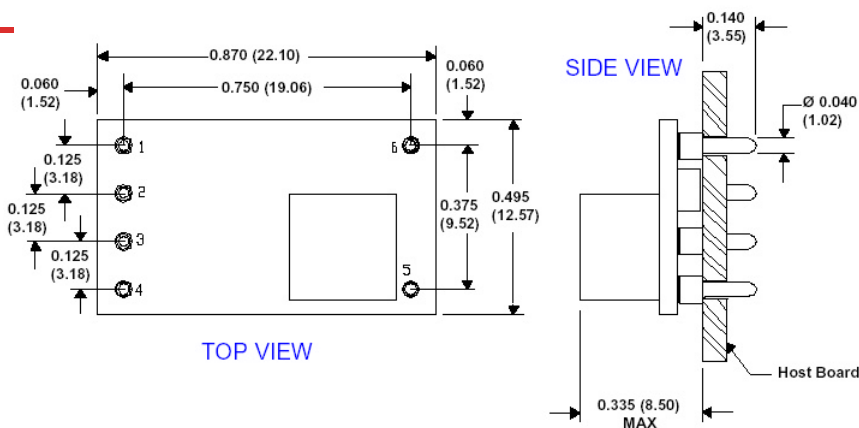
Pin Assignments

Single Output

	PINS
GND	: 1
Track	: 2
Vin	: 3
Inhibit	: 4
Vo Adjust	: 5
Vout	: 6

Notes:

- Nominal values apply with sense pins connected to +Vout and Ground Return with other control pins unconnected.
- Pre-Bias startup capability exists for 3.3Vin and 5Vin devices.
- Output derating applies at elevated ambient temperature.
- Typical efficiency taken at (TBA) load, 2.5V output (3.3Vin device); (TBA) load, 3.3V output (5Vin device); (TBA) load, 5V output (12Vin device).
- Consult the technical reference notes when available.
- Mechanical Dimensions are nominal values.
- Auto-Track™ is a trademark of Texas Instruments.
- Specification subject to change without notice.



Through-hole and SMT Outline [in (mm)]

* This is a Preliminary Data Sheet. Astec reserves the right to make changes to the information contained herein without notice and assumes no liability as a result of its use or application.
 (REV01: JULY 31, 2003)