



## FEATURES

- 6 WATTS MAXIMUM OUTPUT POWER
- OUTPUT CURRENT UP TO 1200mA
- PACKAGE, 1.61 x 1.02 x 0.33 INCH
- HIGH EFFICIENCY UP TO 85%
- 2:1 WIDE INPUT VOLTAGE RANGE
- FIVE-SIDED SHIELD
- SWITCHING FREQUENCY 100k TO 1500kHz.
- NO EXTERNAL INPUT AND OUTPUT CAPACITOR NEEDED
- LOW RIPPLE & NOISE
- OVER CURRENT PROTECTION
- SHORT CIRCUIT PROTECTION
- LONG LIFE WITHOUT ELECTROLYTIC CAPACITOR
- CE MARK MEETS 2006/95/EC, 2011/95/EC AND 2004/108/EC
- SAFETY MEETS J60950-1, UL60950-1, EN60950-1 AND IEC60950-1
- ISO9001 CERTIFIED MANUFACTURING FACILITIES
- COMPLIANT TO RoHS EU DIRECTIVE 2011/65/EU

## APPLICATIONS

Wireless Network  
Telecom/Datacom  
Industry Control System  
Measurement Equipment  
Semiconductor Equipment

## DESCRIPTION

The TEN06 series offer 6 watts of output power from a 1.61 x 1.02 x 0.33 inch package without derating to 50°C and without external input/output capacitor. The TEN06 series with 2:1 wide input voltage of 4.5~9VDC, 9~18VDC, 18~36VDC and 36~75VDC and features 500VAC of isolation, short-circuit protection.

## TECHNICAL SPECIFICATION

All specifications are typical at nominal input, full load and 25°C otherwise noted

OUTPUT SPECIFICATIONS	
Maximum output power	6 Watts
Voltage accuracy	± 1%
Minimum load	0%
Line regulation	LL to HL at Full Load ± 0.2%
Load regulation	No load to Full load ± 0.5%
Ripple and noise	50MHz bandwidth See table
Maximum temperature drift	±0.02% / °C
Transient response recovery time	25% load step change 500µs
Short circuit protection	Continuous, automatic recovery
Over current protection	150%
OUTPUT VOLTAGE ADJUSTMENT TERMINAL(Vset) (Note 6)	
Model number	Open -OUTPUT shorted +OUTPUT shorted
XXS33	3.3VDC 3.67VDC 2.84VDC
XXS05	5VDC 6VDC 4.3VDC
XXS12	12VDC 15VDC -
XXD12	±12VDC ±15VDC -
Model number	Open -OUTPUT connected with resistance (7) +OUTPUT connected with resistance (7)
XXS33	3.3VDC 3.3 to 3.67VDC (8-1) 3.3 to 2.84VDC (8-2)
XXS05	5VDC 5 to 6VDC (8-3) 5 to 4.3VDC (8-4)
XXS12	12VDC 12 to 15VDC (8-5) -
XXD12	±12VDC ±12 to ±15VDC (8-6) -
GENERAL SPECIFICATIONS	
Efficiency	See table
Isolation voltage	Input to Output 500 VAC, min. 1minute Input (Output) to Case 500 VAC, min. 1minute
Isolation resistance	Input to Output 50M ohms, min. 500VDC Input (Output) to Case 50M ohms, min. 500VDC
Isolation capacitance	300 pF, max.
Design meet safety standard	IEC60950-1, J60950-1, UL60950-1, EN60950-1
Switching frequency	Full load to No load 100k to 1500k Hz
Case material	Metal case
Base material	None
Weight	20.0g (0.71oz)
Dimension	1.61 x 1.02 x 0.33 Inch (41 x 25.8 x 8.5 mm)
MTBF (Note 1)	BELLCORE TR-NWT-000332 3.706 x 10 <sup>6</sup> hrs MIL-HDBK-217F 1.679 x 10 <sup>6</sup> hrs

INPUT SPECIFICATIONS	
Input voltage range	5VDC nominal input 4.5 ~ 9VDC
	12VDC nominal input 9 ~ 18VDC
	24VDC nominal input 18 ~ 36VDC
	48VDC nominal input 36 ~ 75VDC
Input filter	L-C filter
Input surge voltage 100mS max	5VDC input 15VDC 100ms, max.
	12VDC input 36VDC 100ms, max.
	24VDC input 50VDC 100ms, max. 48VDC input 100VDC 100ms, max.
Remote ON/OFF	See figure 1
ENVIRONMENTAL SPECIFICATIONS	
Operating ambient temperature	-25°C ~ +85°C (with derating)
Operating case temperature range	-25°C ~ +100°C
Storage temperature range	-55°C ~ +125°C
Cooling	Nature convection
Thermal shock	MIL-STD-810F
Vibration	At no operation, 10~55~10Hz (sweep for 15min.) amplitude 1.5mm constant (maximum 9G X, Y, Z 2hrs each)
Operating humidity range	20% to 95% RH
Storage humidity range	20% to 95% RH
EMC CHARACTERISTICS	
EMI (Note 9)	EN55022 Class A, Class B

Model Number	Input Range	Output Voltage	Output Voltage Range	Output Current		Output <sup>(2)</sup> Ripple & Noise	No Load <sup>(3)</sup> Input Current	Eff <sup>(4)</sup> (%)	Capacitor <sup>(5)</sup> Load max
				Min. load	Full load				
TEN06-05S33	4.5 ~ 9 VDC	3.3 VDC	2.84 ~ 3.67 VDC	0mA	1200mA	100mVp-p	80mA	74	6600μF
TEN06-05S05	4.5 ~ 9 VDC	5 VDC	4.3 ~ 6 VDC	0mA	1000mA	100mVp-p	65mA	77	3000μF
TEN06-05S12	4.5 ~ 9 VDC	12 VDC	12 ~ 15 VDC	0mA	500mA	100mVp-p	140mA	83	1400μF
TEN06-05D12	4.5 ~ 9 VDC	±12 VDC	±12 ~ ±15 VDC	0mA	±250mA	100mVp-p	140mA	83	±510μF
TEN06-12S33	9 ~ 18 VDC	3.3 VDC	2.84 ~ 3.67 VDC	0mA	1500mA	100mVp-p	45mA	76	6600μF
TEN06-12S05	9 ~ 18 VDC	5 VDC	4.3 ~ 6 VDC	0mA	1200mA	100mVp-p	55mA	80	3000μF
TEN06-12S12	9 ~ 18 VDC	12 VDC	12 ~ 15 VDC	0mA	500mA	100mVp-p	60mA	85	1400μF
TEN06-12D12	9 ~ 18 VDC	±12 VDC	±12 ~ ±15 VDC	0mA	±250mA	100mVp-p	55mA	85	±510μF
TEN06-24S33	18 ~ 36 VDC	3.3 VDC	2.84 ~ 3.67 VDC	0mA	1500mA	100mVp-p	15mA	77	6600μF
TEN06-24S05	18 ~ 36 VDC	5 VDC	4.3 ~ 6 VDC	0mA	1200mA	100mVp-p	20mA	82	3000μF
TEN06-24S12	18 ~ 36 VDC	12 VDC	12 ~ 15 VDC	0mA	500mA	100mVp-p	30mA	85	1400μF
TEN06-24D12	18 ~ 36 VDC	±12 VDC	±12 ~ ±15 VDC	0mA	±250mA	100mVp-p	30mA	85	±510μF
TEN06-48S33	36 ~ 75 VDC	3.3 VDC	2.84 ~ 3.67 VDC	0mA	1500mA	100mVp-p	15mA	77	6600μF
TEN06-48S05	36 ~ 75 VDC	5 VDC	4.3 ~ 6 VDC	0mA	1200mA	100mVp-p	15mA	80	3000μF
TEN06-48S12	36 ~ 75 VDC	12 VDC	12 ~ 15 VDC	0mA	500mA	100mVp-p	20mA	85	1400μF
TEN06-48D12	36 ~ 75 VDC	±12 VDC	±12 ~ ±15 VDC	0mA	±250mA	100mVp-p	15mA	85	±510μF

**Note:**

- BELLCORE TR-NWT-000332. Case 1:50% Stress, temperature at 40°C.  
MIL-HDBK-217F Notice2 @Ta=25 °C, Full load(Ground, Benign, controlled environment).
  - Typical value at nominal input and full load.
  - Typical value at nominal input and no load.
  - Typical value at nominal input and full load.
  - Test by minimum input and constant resistive load.
  - The following output voltage can be obtained by connecting this terminal to an output + or – terminal. Unless the output voltage is adjusted, this terminal should be open.
  - In addition, the voltage can be adjusted not by shorting these terminals, but by connecting them to resistances as shown below.
  - Arithmetic expression connected resistance: R ( kΩ )  
 8-1  $V_o = (3.3 \cdot R + 36.7) / (R + 10)$   
 8-2  $V_o = (3.3 \cdot R + 36.7) / (R + 12.92)$   
 8-3  $V_o = 2.5 \cdot [2 + 2.7 / (R + 6.8)]$   
 8-4  $V_o = 2.5 \cdot [2 - 2.7 / (R + 9.5)]$   
 8-5  $V_o = 2.5 + 9.5 \cdot (R + 10.9) / (R + 8.2)$  [Between two outputs]  
 8-6  $V_o = 2.5 + 22 \cdot (R + 12.7) / (R + 10)$  [Between two outputs]
  - The TEN06 series standard module meets EN55022 Class A and Class B with external components.  
For more detail information, please contact with P-DUKE.
- CAUTION:** This power module is not internally fused. An input line fuse must always be used.

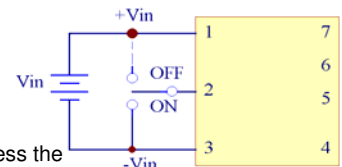
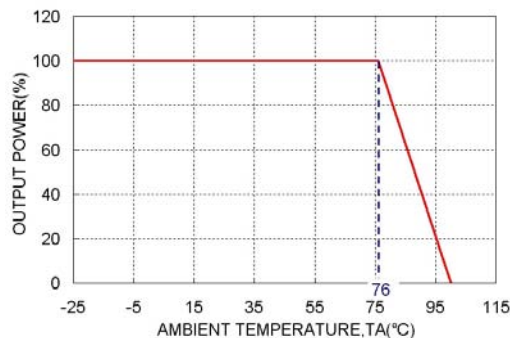
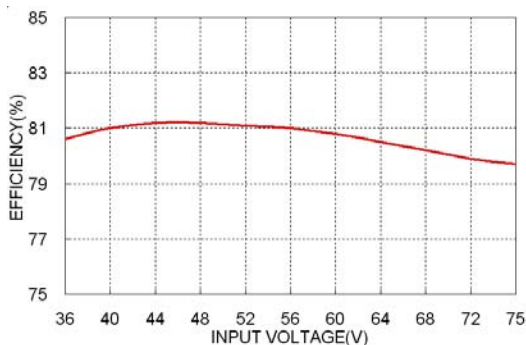


Figure 1

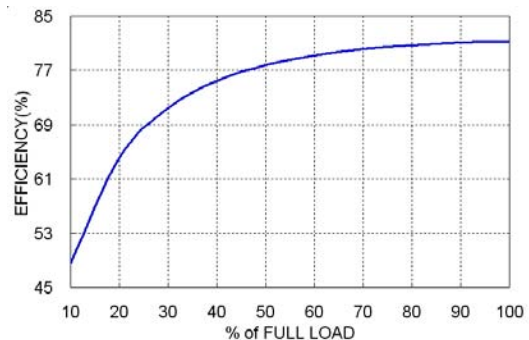
TEN06-48S05 Derating Curve



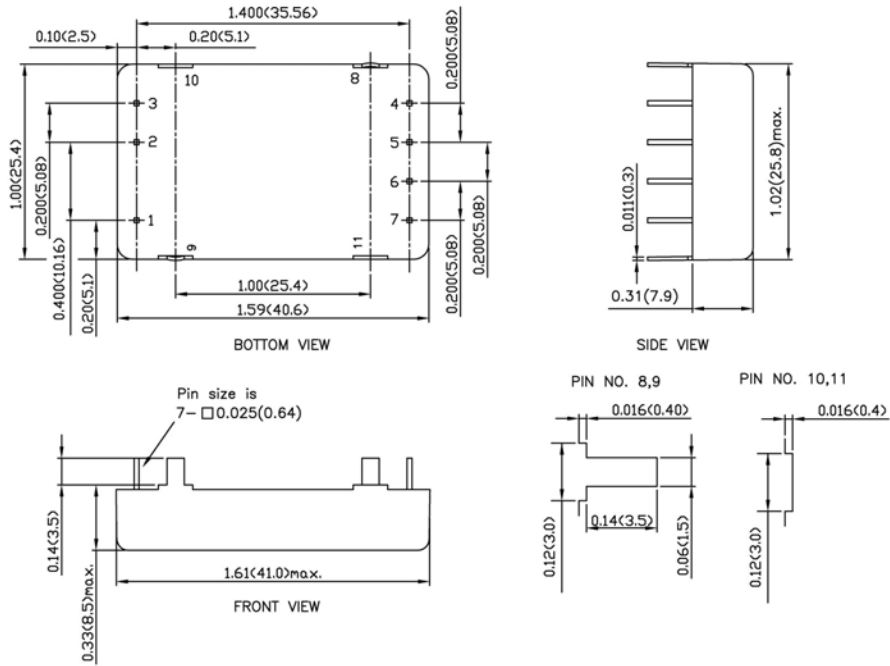
TEN06-48S05 Efficiency VS Input Voltage



TEN06-48S05 Efficiency VS Output Current



**MECHANICAL DRAWING :**



1. All dimensions in Inch (mm)  
Tolerance: X.XX±0.02 (X.X±0.5)  
              X.XXX±0.01 (X.XX±0.25)
2. Pin pitch tolerance ±0.01 (0.25)
3. Pin dimension tolerance ±0.004 (0.1)

PIN CONNECTION		
PIN	SINGLE	DUAL
1	+ INPUT	+ INPUT
2	CTRL	CTRL
3	- INPUT	- INPUT
4	NC	- OUTPUT
5	- OUTPUT	COMMON
6	Vset	Vset
7	+ OUTPUT	+ OUTPUT
8	CASE	CASE
9	CASE	CASE
10	CASE STAND OFF	CASE STAND OFF
11	CASE STAND OFF	CASE STAND OFF

