

BAND PASS FILTER

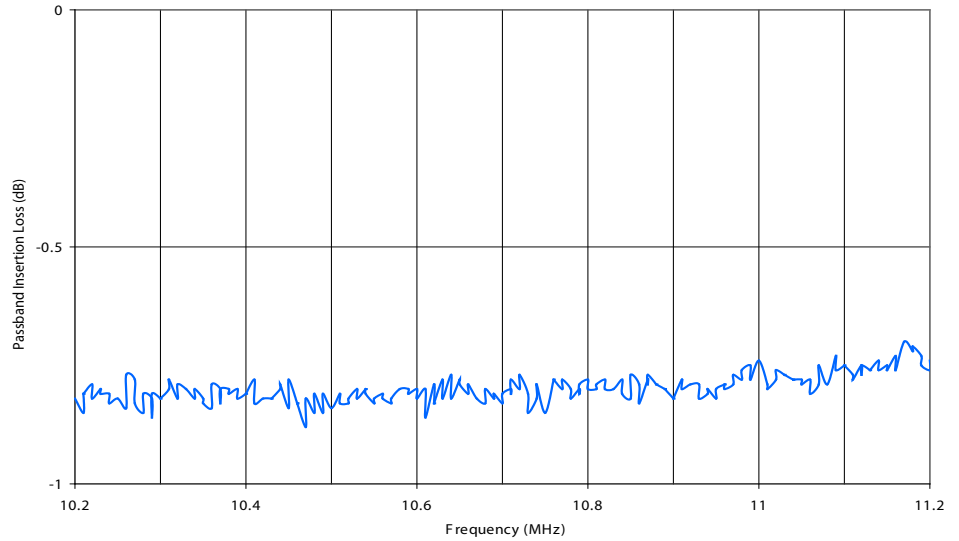
SURFACE MOUNT MODEL: FNS-10.7

OPTIMIZED BANDWIDTH

F_c = 10.7 MHz

FEATURES:

- ▶ Low Loss
- ▶ Small Size
- ▶ High Rejection



SPECIFICATIONS (Rev. B 08/05/09)

Center Frequency	10.7 MHz
Passband Frequency	10.2 - 11.2 MHz
Insertion Loss	1.7 dB (Max.)
35 dB Bandwidth	5.1 - 22.5 MHz
Power Rating	1 Watt (Max.)
Impedance	50 Ohms (Nom.)
VSWR (Passband)	1.5:1
Operating Temperature Range	-20 to +70 °C

Package #	124S
------------------	------

TOP VIEW

RECOMMENDED MOUNTING PADS

PORT CONFIGURATION		
Input	Output	Gnd.
1	16	All Other

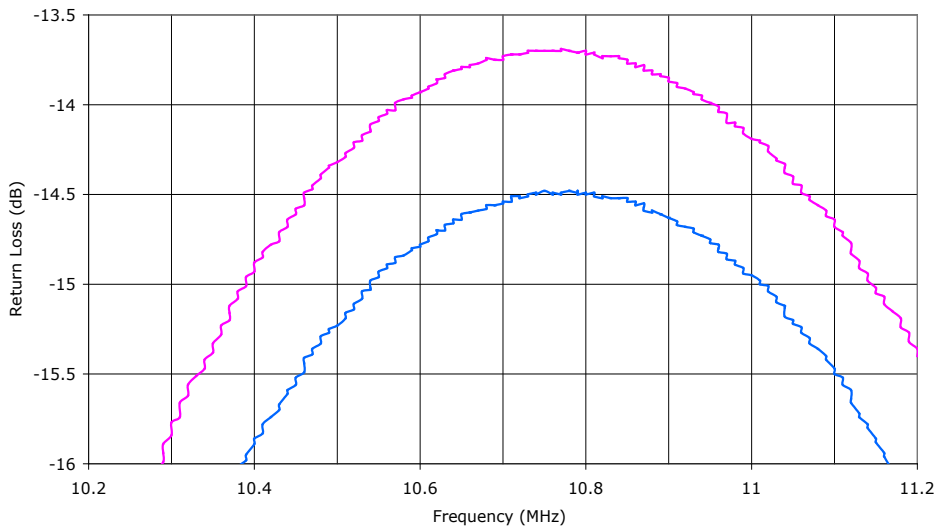
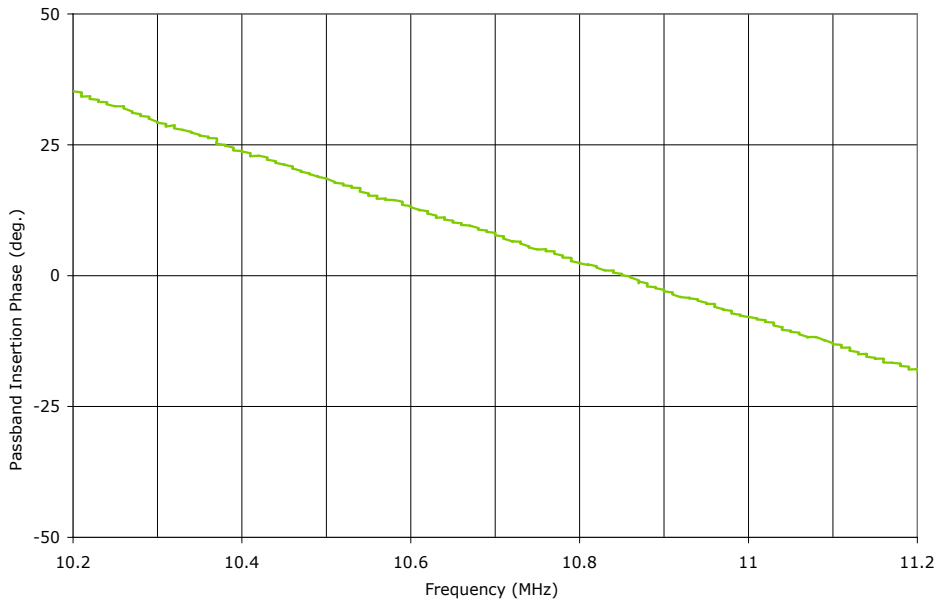
BAND PASS FILTER

SURFACE MOUNT MODEL: FNS-10.7

OPTIMIZED BANDWIDTH

$F_c = 10.7 \text{ MHz}$

PERFORMANCE PLOTS



— Input Return Loss (dB)

BAND PASS FILTER

SURFACE MOUNT MODEL: FNS-10.7

OPTIMIZED BANDWIDTH

$F_c = 10.7 \text{ MHz}$

PERFORMANCE PLOTS

