

1

2

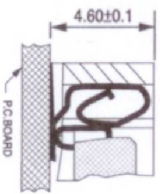
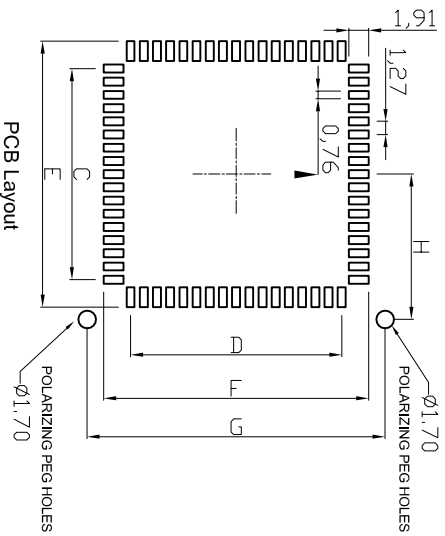
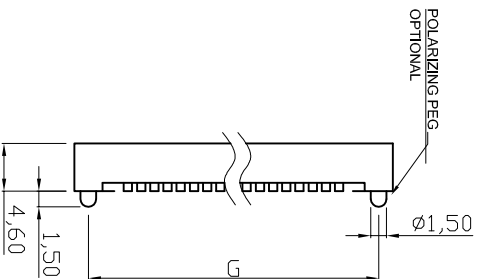
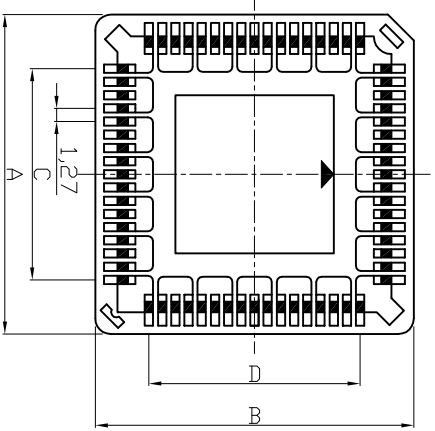
3

4

5

6

7



**Product Specification**

**Material**

Insulator: Glass filled NYLON9T UL94V-0, Black  
 Contact : Phosphor Bronze, 0.20mm Thickness  
 Plated: Tin Plated 160u" over Nickel (Lead Free)

**MECHANICAL PERFORMANCE:**

Durability: Per MIL-STD-1344, Method 2016.25 Cycles  
 Vibration: Per MIL-STD-810C, Method 514.2 10-200.000Hz 5G's  
 Shock: Per MIL-STD-810C, Method 516.2.35G's  
 Acceleration: Per MIL-STD-810C, Method 513.2, 15G's  
 Contact Force: 210g/per pin.

**ELECTRICAL PERFORMANCE:**

Contact Interface Resistance:  
 Initial: 6.5 Milliohms Average  
 Final: 15.0 Milliohms Average Max. After Testing.  
 Current rating: 1 AMP  
 Voltage rating: 250V  
 Contact resistance: 20mohms Max.  
 Insulation Resistance: 10000 Megohms min.  
 Dielectric Strength: 1000V/AC continuous for 1 minute.  
 Operating and Storage Temperature : -40°C to +105°C

**Order Information:**

-SM : Without Polarizing Peg  
 -SMP : With Polarizing Peg

⑤ Soldering Information:  
 Recommend reflow temperature 245°C, preheat time over 160s

**Dimensions**

No. of Contacts	A $\pm$ 0.2	B $\pm$ 0.2	C $\pm$ 0.1	D $\pm$ 0.1	E $\pm$ 0.1	F $\pm$ 0.1	G $\pm$ 0.2	H $\pm$ 0.1
20	15.65	15.65	5.08	5.08	10.03	10.03	12.70	6.35
28	18.18	18.18	7.62	7.62	12.57	12.57	15.24	7.62
32	18.18	20.75	7.62	10.16	12.57	15.11	17.78	7.62
44	23.28	23.28	12.70	12.70	17.65	17.65	20.32	10.16
52	25.84	25.84	15.24	15.24	20.19	20.19	22.86	11.43
68	30.95	30.95	20.32	20.32	25.27	25.27	27.94	13.97
84	36.00	36.00	25.40	25.40	30.35	30.35	33.02	16.15

**RoHS compliant**

Unit:mm

Scale	Free
TOLERANCE	
X.	$\pm X$
X.X	$\pm X$
X.XX	$\pm X$
X.°	$\pm X$
Angle	TOL

⑥	Add electrical performance	28.05.2014	Ray
⑤	Add soldering information	18.12.2013	Ray
④	Correction	03.08.2012	Lucas
③	Update	02.08.2012	Lucas
②	Update	23.07.2009	Dean
①	Drawn	13.10.1998	Hellwig

⑥	Date	Name
⑤ <td>13.10.1998</td> <td>Hellwig</td>	13.10.1998	Hellwig
④ <td>28.05.2014</td> <td>Ray</td>	28.05.2014	Ray



Customer-No.	ASSMANN WSW-No.	A-CCS 0xx-Z-SM	A-CCS 0xx-Z-SM/P
Drawing-No.			
Replace	ASS 0142 CO	rev06	Sheet 1/2

1

2

3

4

5

6

7

SVXXX

	1	2	3	4	5	6	7																																																																	
A	<p>④</p> <p>Tube</p> <p>Tube Packing direction for A-CCS-020, 028, 044, 052, 068, 084-Z-SM</p>							A																																																																
B	<p>Tube</p>							B																																																																
C								C																																																																
D								D																																																																
E	<p>OR</p> <p>Tube</p> <p>Tube packing direction to the left or right for ACCS-32-Z-SM only.</p>							E																																																																
F								F																																																																
G	<p><b>RoHS compliant</b></p> <p>Unit:mm</p> <table border="1"> <thead> <tr> <th>Scale</th> <th>Free</th> <th colspan="2">⑥ Add electrical performance</th> <th>28.05.2014</th> <th>Ray</th> <th colspan="2">Customer-No.</th> </tr> </thead> <tbody> <tr> <td>TOLERANCE</td> <td></td> <td colspan="2">⑤ Add soldering information</td> <td>18.12.2013</td> <td>Ray</td> <td colspan="2">ASSMANN WSW-No. A-CCS 0xx-Z-SM A-CCS 0xx-Z-SM/P</td> </tr> <tr> <td>X.</td> <td>±X</td> <td colspan="2">④ Correction</td> <td>03.08.2012</td> <td>Lucas</td> <td colspan="2">Drawing-No. ASS 0142 CO</td> </tr> <tr> <td>X.X</td> <td>±X</td> <td colspan="2">③ Update</td> <td>02.08.2012</td> <td>Lucas</td> <td colspan="2">Replace rev06</td> </tr> <tr> <td>X.XX</td> <td>±X</td> <td colspan="2">② Update</td> <td>23.07.2009</td> <td>Dean</td> <td colspan="2">Sheet 2/2</td> </tr> <tr> <td>X.°</td> <td>±X</td> <td colspan="2">① Drawn</td> <td>13.10.1998</td> <td>Hellwig</td> <td colspan="2"></td> </tr> <tr> <td>Angle</td> <td>TOL</td> <td colspan="2">Id.</td> <td></td> <td></td> <td colspan="2"></td> </tr> <tr> <td></td> <td></td> <td colspan="2">Modification</td> <td>Date</td> <td>Name</td> <td colspan="2"></td> </tr> </tbody> </table>							Scale	Free	⑥ Add electrical performance		28.05.2014	Ray	Customer-No.		TOLERANCE		⑤ Add soldering information		18.12.2013	Ray	ASSMANN WSW-No. A-CCS 0xx-Z-SM A-CCS 0xx-Z-SM/P		X.	±X	④ Correction		03.08.2012	Lucas	Drawing-No. ASS 0142 CO		X.X	±X	③ Update		02.08.2012	Lucas	Replace rev06		X.XX	±X	② Update		23.07.2009	Dean	Sheet 2/2		X.°	±X	① Drawn		13.10.1998	Hellwig			Angle	TOL	Id.								Modification		Date	Name			G
Scale	Free	⑥ Add electrical performance		28.05.2014	Ray	Customer-No.																																																																		
TOLERANCE		⑤ Add soldering information		18.12.2013	Ray	ASSMANN WSW-No. A-CCS 0xx-Z-SM A-CCS 0xx-Z-SM/P																																																																		
X.	±X	④ Correction		03.08.2012	Lucas	Drawing-No. ASS 0142 CO																																																																		
X.X	±X	③ Update		02.08.2012	Lucas	Replace rev06																																																																		
X.XX	±X	② Update		23.07.2009	Dean	Sheet 2/2																																																																		
X.°	±X	① Drawn		13.10.1998	Hellwig																																																																			
Angle	TOL	Id.																																																																						
		Modification		Date	Name																																																																			
H	1	2	3	4	5	6	7	H																																																																
	1	2	3	4	5	6	7	SVXXX																																																																