

## 2CL20KV/30mA Products Data

High voltage rectifier diodes 2CL20KV/30mA Series adopts high reliable mesa structure and diffusion craftwork, epoxy resin molded in a compact structure.

### ■ Maximum Ratings

#### ■ Feature

- Avalanche characteristic
- More sizes to choose
- Epoxy resin molded in vacuum, have anticorrosion in the surface
- Operating Junction Temperature Tj: -40°C—+150°C

#### ■ Application

- High voltage rectifier used in electrostatic cleaning
- High voltage generator
- High voltage testing equipment
- General purpose high voltage rectifier, voltage multiplier assembly

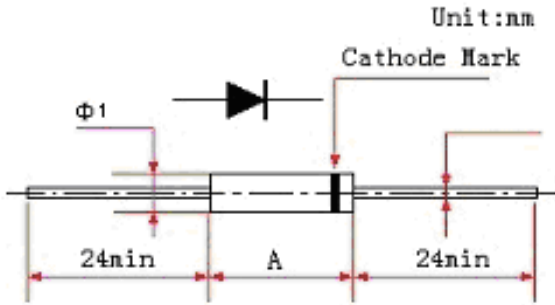
Item	Symbol	Conditions	2CL	Unit
			20KV/30mA	
Repetitive Peak Reverse Voltage	$V_{RRM}$	Ta=25°C I <sub>R</sub> =0.5μA	20	kV
Average Forward Current	I <sub>O</sub>		30	mA
Surge Forward Current	I <sub>FSM</sub>	(50Hz Half-sine Wave , Resistance load @T <sub>break</sub> =50°C )	1	A
Operating Junction Temperature	Tj	Halfsine wave peak voltage	-40—+150	°C
Operating Ambient Temperature	Tc		100	°C
Storage Temperature	Tstg		-40—120	°C

### ■ Electrical Characteristics

Rated Value	Sign	Condition	2CL	Unit
			20KV/30mA	
Forward Peak Voltage Max (Reference Value)	V <sub>F</sub>	<b>I<sub>F</sub>=30mA 40°C</b>	55	V
Reverse Recovery Time Max	T <sub>rr</sub>		80	nS
Peak Reverse Current (Reference Value)	I <sub>R1</sub>	V <sub>R</sub> =V <sub>RRM</sub> , 25°C	2.0	μA
	I <sub>R2</sub>	V <sub>R</sub> =V <sub>RRM</sub> , 100°C	5.0	μA

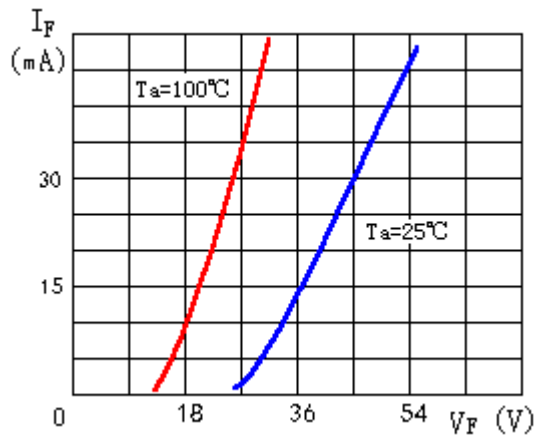
## Dimension

### OUTLINE DRAWINGS

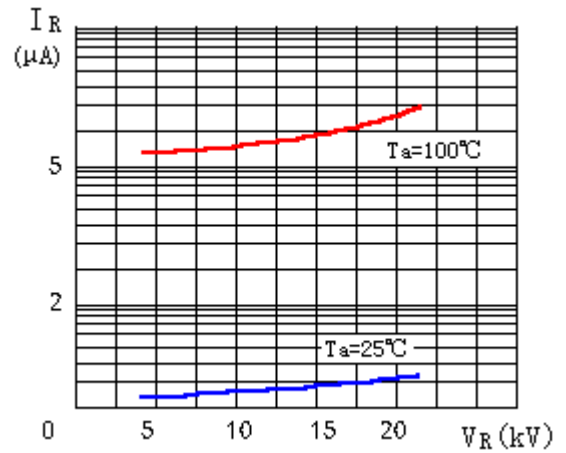


Type	A	$\Phi 1$
2CL20KV/30mA	15	4.5

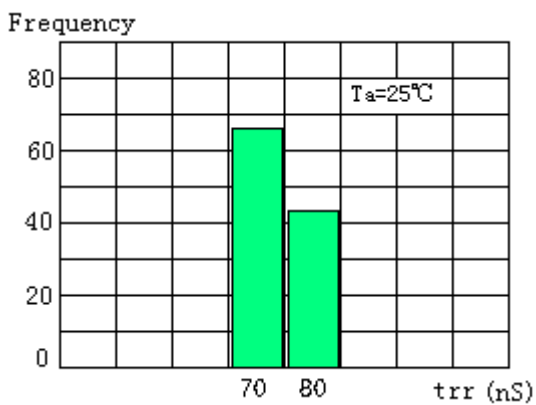
## Characteristic Curve



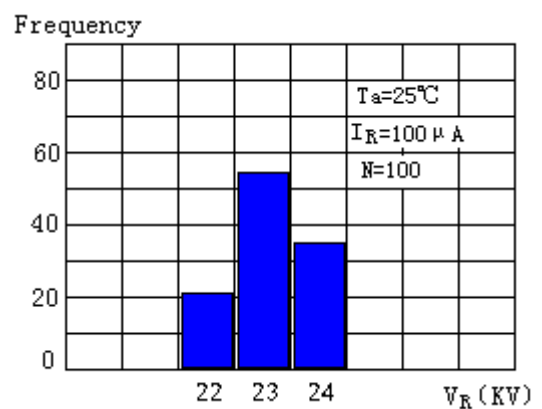
Forward Characteristics



Reverse Characteristics



Reverse Recovery Time Distribution



Avalanche Breakdown Voltage Distribution

**Reverse Recovery Time Basic Test Circuit**

