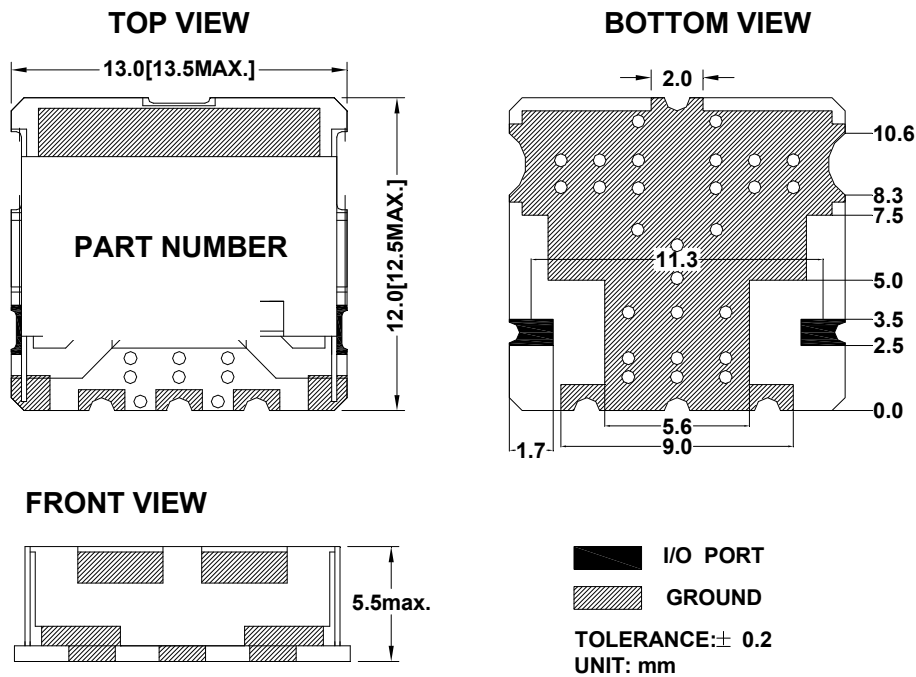


# Ceramic Bandpass Filter IFD21148

## Features

- Ceramic bandpass filter
- 50Ω single-ended operation
- Surface Mounted Module Package ( 13.5mm × 12.5mm × 5.5mm )


## Package Dimensions



## Maximum Ratings

Parameter	Unit	Minimum	Typical	Maximum
Operating Temperature Range	℃	-45	25	85
Storage Temperature Range	℃	-40	25	85
Power Handling Capability	Watt	-	-	3

Electrostatics Sensitive Device (ESD)

	<b>ITF Co., Ltd.</b> 102-901, Bucheon Technopark 364, Samjeong-Dong, Ojeong-Gu, Bucheon-City, Gyeonggi-Do, Korea 421-809	Part No.	IFD21148	
		Rev. Date	2014-09-03	
		Rev.	AS 01	1/3

# Ceramic Bandpass Filter IFD21148


## Specifications

Fo = 2115MHz

	Minimum	Typical	Maximum	Unit
Center Frequency ( Fo )	-	2115	-	MHz
Insertion Loss (2110 ~ 2120MHz)	-	2.0	2.5	dB
Amplitude Ripple (2110 ~ 2120MHz)	-	0.3	0.5	dB
Return Loss (2110 ~ 2120MHz)	15	18	-	dB
Relative Attenuation				
839 ~ 894 MHz	50.0	53.0	-	dB
1770 ~ 1870 MHz	35.0	38.0	-	
1920 ~ 1930 MHz	45.0	48.0	-	
Input/Output Impedance		50		Ohm

### Notes :

- 1) All specifications are based on the matching schematic shown below, measured by Agilent Network analyzer and full 2 port calibration.
- 2) Electrical margin has been built into the design to account for the variations due to temperature drift and manufacturing tolerances
- 3) All attenuation measurements are measured relative to insertion loss

	<b>ITF Co., Ltd.</b> 102-901, Bucheon Technopark 364, Samjeong-Dong, Ojeong-Gu, Bucheon-City, Gyeonggi-Do, Korea 421-809	Part No.	IFD21148	
		Rev. Date	2014-09-03	
		Rev.	AS 01	2/3

# Ceramic Bandpass Filter IFD21148

## Matching Schematic

( Actual matching values may vary due to PCB layout and parasitics )




## Marking Configuration

Part Number <sup>1)</sup>

1) Part Number

\* Ink or Laser Marking available

	<b>ITF Co., Ltd.</b> 102-901, Bucheon Technopark 364, Samjeong-Dong, Ojeong-Gu, Bucheon-City, Gyeonggi-Do, Korea 421-809	Part No.	IFD21148	
		Rev. Date	2014-09-03	
		Rev.	AS 01	3/3