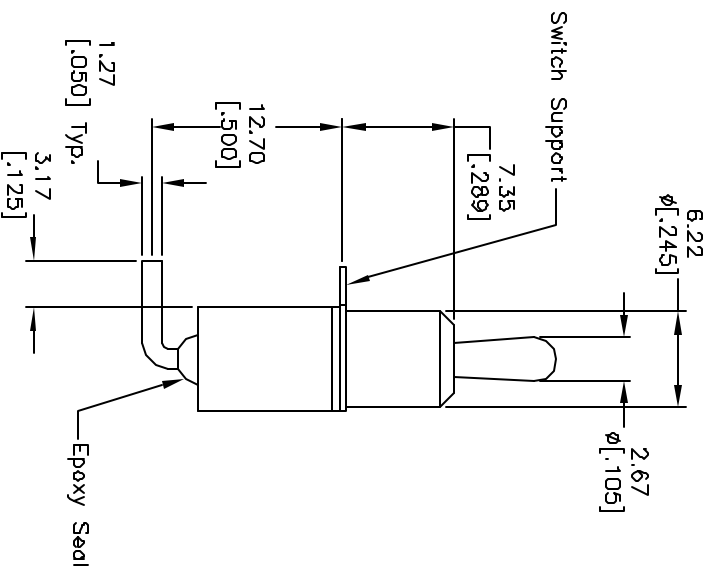
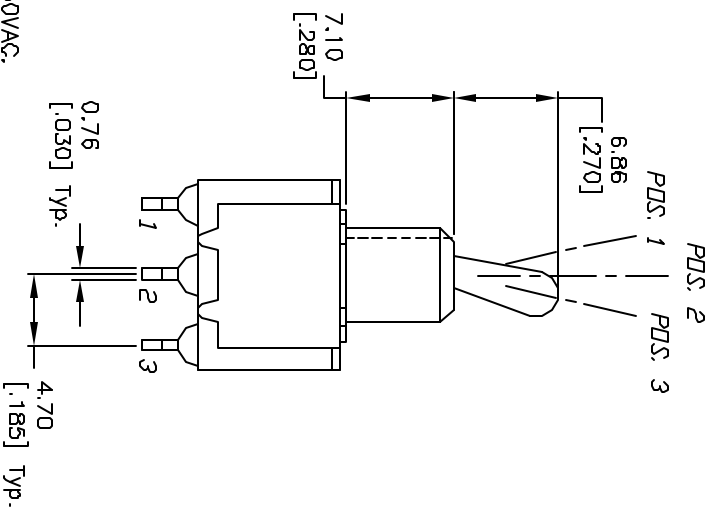
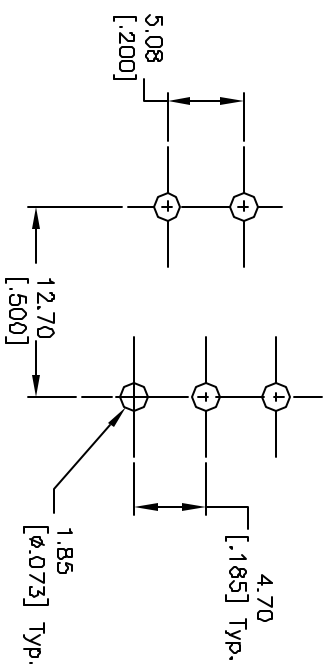
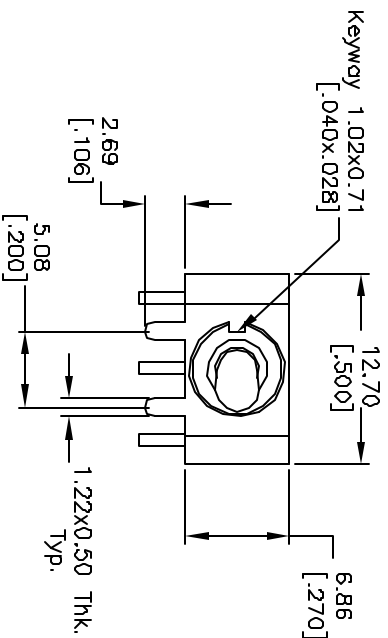


CIRCUIT: SPDT
CONTACT CONFIGURATION

SWITCH FUNCTION		
PDS: 1	PDS: 2	PDS: 3
DN	OFF	DN
2-3	OPEN	2-1



NOTES:

1. ALL DIMENSIONS IN MM [INCH]
2. GENERAL TOLERANCE: 0.0=±0.4
0.00=±0.25
3. TERM. NOS. FOR REF. ONLY
4. RATING: 5A, @120VAC or 28VDC; 2A, @250VAC.
5. ELECTRICAL LIFE: 50,000 make-and-break cycles at full load.
6. INSULATION RESISTANCE: 1,000M ohm min.
7. DIELECTRIC STRENGTH: 1,000V RMS @sed level.
8. OPERATING TEMP.: -30°C to 85°C.

REV.	ECN No.	DESCRIPTION	DATE	CHKD	SCALE	DATE	DR	DWG	REV
A	10364	RELEASED FOR PRODUCTION			2:1	9/21/99	MM	T113039	A
THE INFORMATION CONTAINED IN THIS DOCUMENT IS PROPRIETARY TO E-SWITCH AND IS NOT TO BE COPIED OR TRANSMITTED					TITLE: 100 SP-3 T2 B4 M6 Q E				
					E-SWITCH®				