SHEET OF

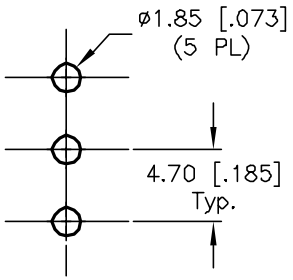

RECOMMENDED P.C.B. LAYOUT

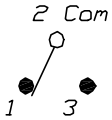

CIRCUIT: SPDT
CONTACT CONFIGURATION

SWITCH FUNCTION		
POS. 1	POS. 2	POS. 3
ON	OFF	ON
2-3	OPEN	2-1

NOTES:

1. ALL DIMENSIONS IN MM [INCH]
2. GENERAL TOLERANCE: X.X=±0.4
   X.XX=±0.25
3. TERM. NOS. FOR REF. ONLY
4. RATING: 0.4(VA) Max. @20V (AC or DC)
5. ▲ FIXED TERM. & MOVING CONTACT:
   COPPER ALLOY W/GOLD plate over
   Nickel plate.
6. ELECTRICAL LIFE: 50,000 make-and-break cycles
   at full load.
7. INSULATION RESISTANCE: 1,000M ohm min.
8. DIELECTRIC STRENGTH: 1,000V RMS @sea level.
9. OPERATING TEMP.: -30°C to 85°C.
10. ▲ DESIGNATE MAJOR FEATURE.

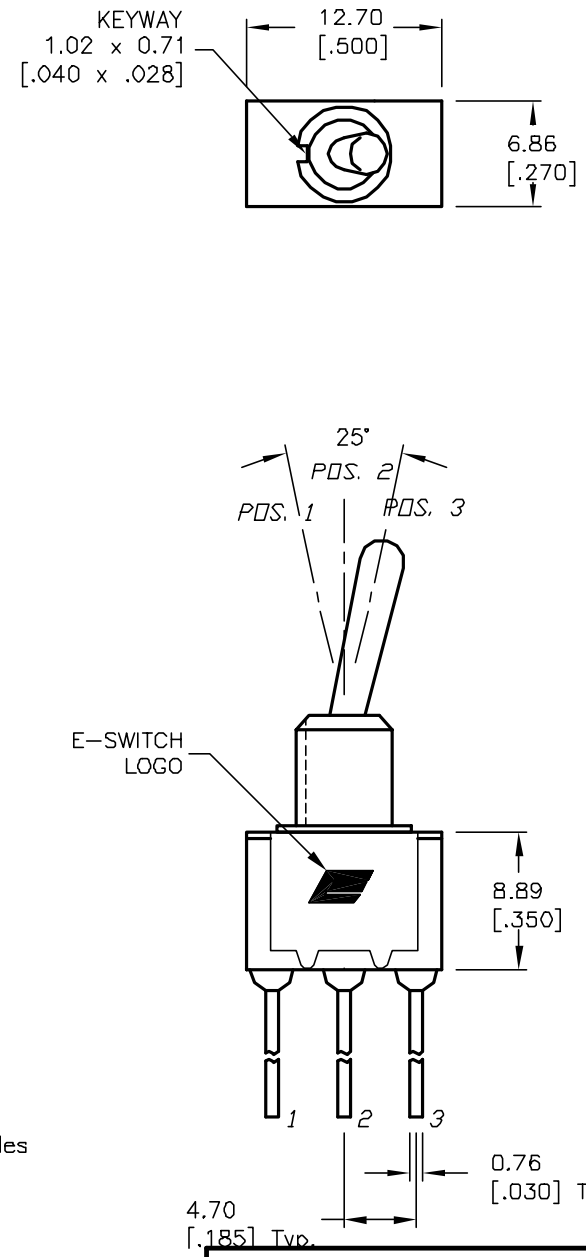

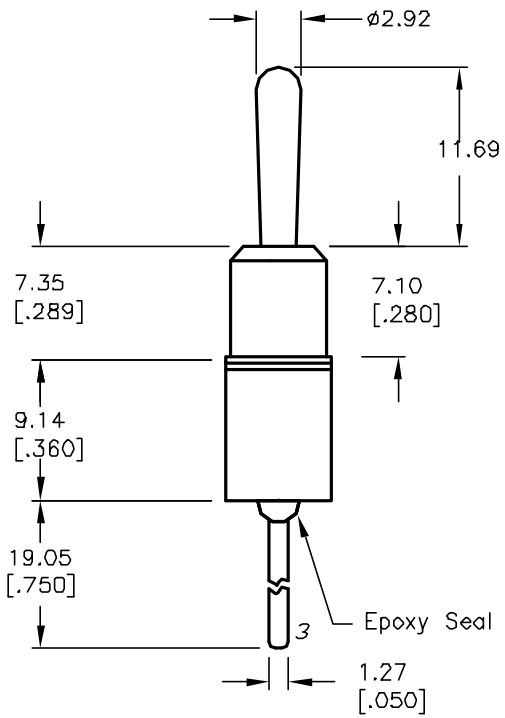

REV.	ECN No.	DESCRIPTION	DATE	CHKD
A	12953	REVISED AND REDRAWN	3/24/03	AR

THE INFORMATION CONTAINED IN THIS DOCUMENT
IS PROPRIETARY TO E-SWITCH AND IS
NOT TO BE COPIED OR TRANSFERRED

E-SWITCH®

TITLE 100SP3T1B4M5RE (GOLD CONTACTS)

SCALE	DATE	DR	DWG	REV
2:1	3/24/03	AR	T113028	A