



USB Controlled High Isolation SPDT PIN Diode Switch 500 MHz to 40 GHz, 2.92mm

TECHNICAL DATA SHEET

PE71S3901

The PE71S3901 is a broadband high isolation SPDT Switch covering 500 MHz to 40 GHz. The Switch has a 60 dB of Isolation min, Insertion Loss of 6 dB max and Max Input Power of +20 dBm CW. The unit uses a USB connector for power.

Features

- 0.5 GHz to 40 GHz Frequency Range
- Isolation: 60 dB min
- Insertion Loss: 6 dB max
- Max Input Power: +20 dBm CW
- USB type plug DC Positive Supply

Applications

- Electronic Warfare
- Test & Measurement
- Military & Space
- Military Communication Systems
- Receiver Protection

Electrical Specifications

Description	Minimum	Typical	Maximum	Units
Frequency Range	0.5		40	GHz
Insertion Loss			6	dB
Isolation	60			dB
Input VSWR		2.5:1		
Power Handling			20	dBm
Survival Power			1	Watts

Mechanical Specifications

Size

Length	2.25 in [57.15 mm]
Width/Dia.	1 in [25.4 mm]
Height	0.33 in [8.38 mm]

Environmental Specifications By Design

Temperature

Operating Range	-40 to +85 deg C
Storage Range	-55 to +125 deg C

Compliance Certifications (visit www.Pasternack.com for current document)

Not RoHS Compliant

Click the following link (or enter part number in "SEARCH" on website) to obtain additional part information including price, inventory and certifications: [USB Controlled High Isolation SPDT PIN Diode Switch 500 MHz to 40 GHz, 2.92mm PE71S3901](#)



USB Controlled High Isolation SPDT PIN Diode
Switch 500 MHz to 40 GHz, 2.92mm

TECHNICAL DATA SHEET

PE71S3901

Plotted and Other Data

Notes:

- Values at +25 °C, sea level

Click the following link (or enter part number in "SEARCH" on website) to obtain additional part information including price, inventory and certifications: [USB Controlled High Isolation SPDT PIN Diode Switch 500 MHz to 40 GHz, 2.92mm PE71S3901](#)



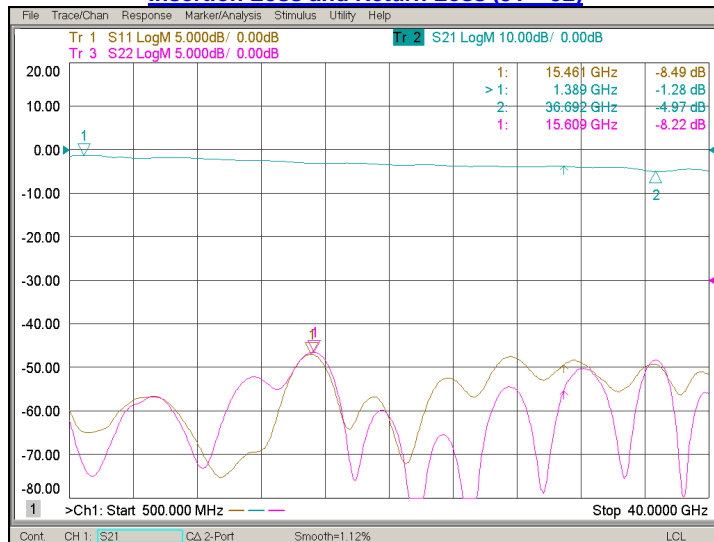
USB Controlled High Isolation SPDT PIN Diode
Switch 500 MHz to 40 GHz, 2.92mm

TECHNICAL DATA SHEET

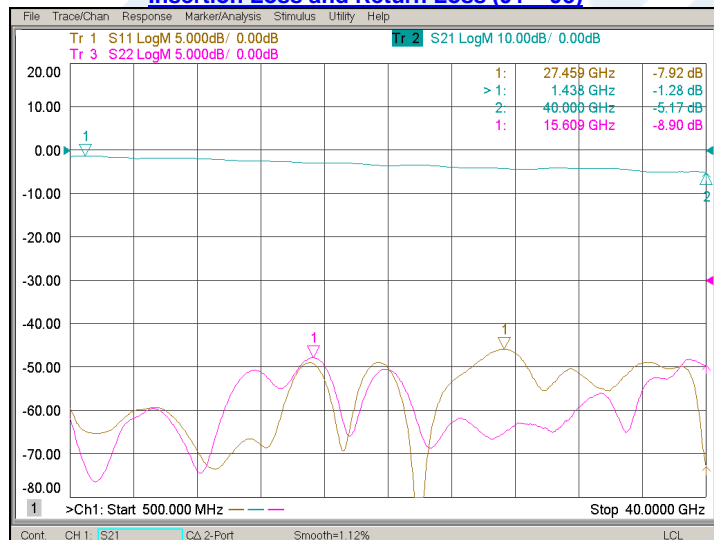
PE71S3901

Typical Performance Data

Insertion Loss and Return Loss (J1 – J2)



Insertion Loss and Return Loss (J1 – J3)



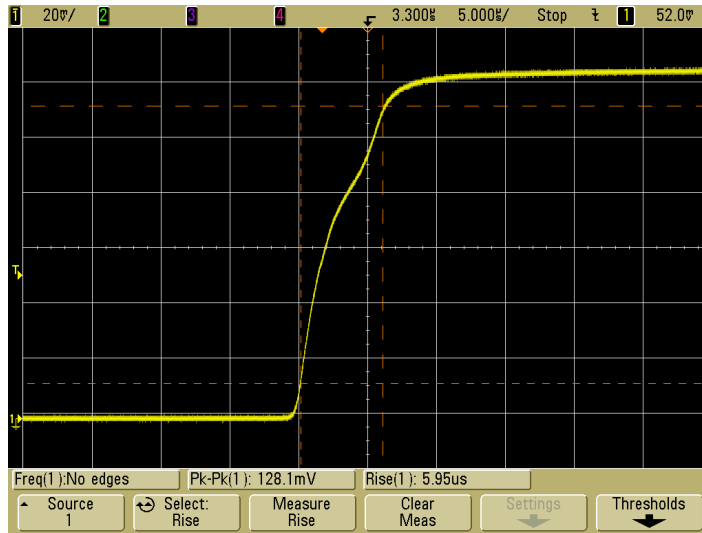
Click the following link (or enter part number in "SEARCH" on website) to obtain additional part information including price, inventory and certifications: [USB Controlled High Isolation SPDT PIN Diode Switch 500 MHz to 40 GHz, 2.92mm PE71S3901](#)



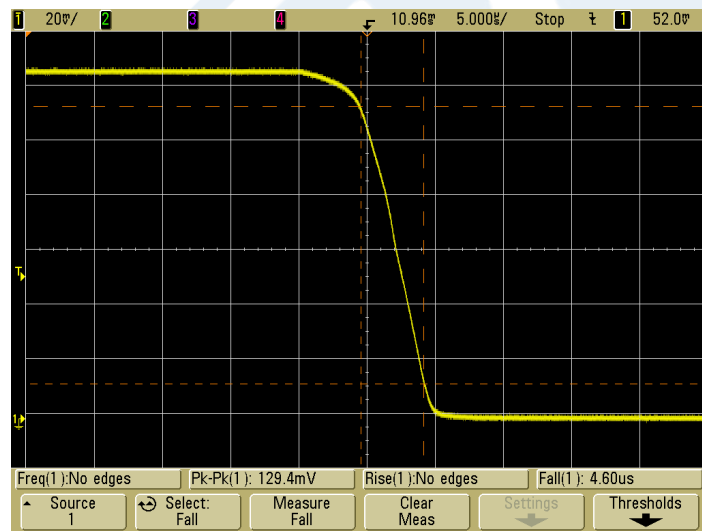
USB Controlled High Isolation SPDT PIN Diode
Switch 500 MHz to 40 GHz, 2.92mm

TECHNICAL DATA SHEET

PE71S3901



Rise Time



Fall Time

Click the following link (or enter part number in "SEARCH" on website) to obtain additional part information including price, inventory and certifications: [USB Controlled High Isolation SPDT PIN Diode Switch 500 MHz to 40 GHz, 2.92mm PE71S3901](#)

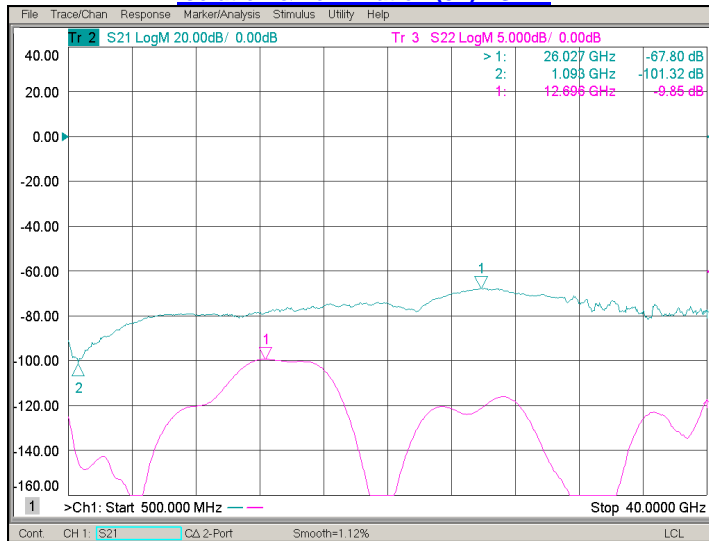


USB Controlled High Isolation SPDT PIN Diode
Switch 500 MHz to 40 GHz, 2.92mm

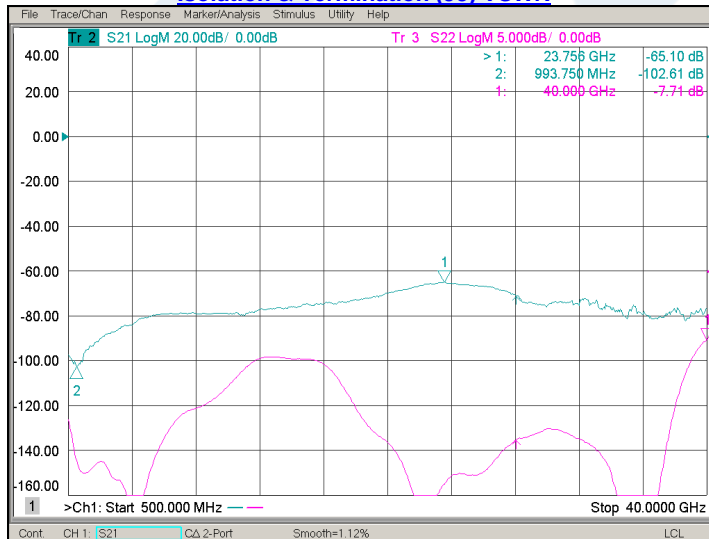
TECHNICAL DATA SHEET

PE71S3901

Isolation & Termination (J2) VSWR



Isolation & Termination (J3) VSWR



Click the following link (or enter part number in "SEARCH" on website) to obtain additional part information including price, inventory and certifications: [USB Controlled High Isolation SPDT PIN Diode Switch 500 MHz to 40 GHz, 2.92mm PE71S3901](#)



USB Controlled High Isolation SPDT PIN Diode
Switch 500 MHz to 40 GHz, 2.92mm

TECHNICAL DATA SHEET

PE71S3901

USB Controlled High Isolation SPDT PIN Diode Switch 500 MHz to 40 GHz, 2.92mm from Pasternack Enterprises has same day shipment for domestic and International orders. Our RF, microwave and millimeter wave products maintain a 99% availability and are part of the broadest selection in the industry.

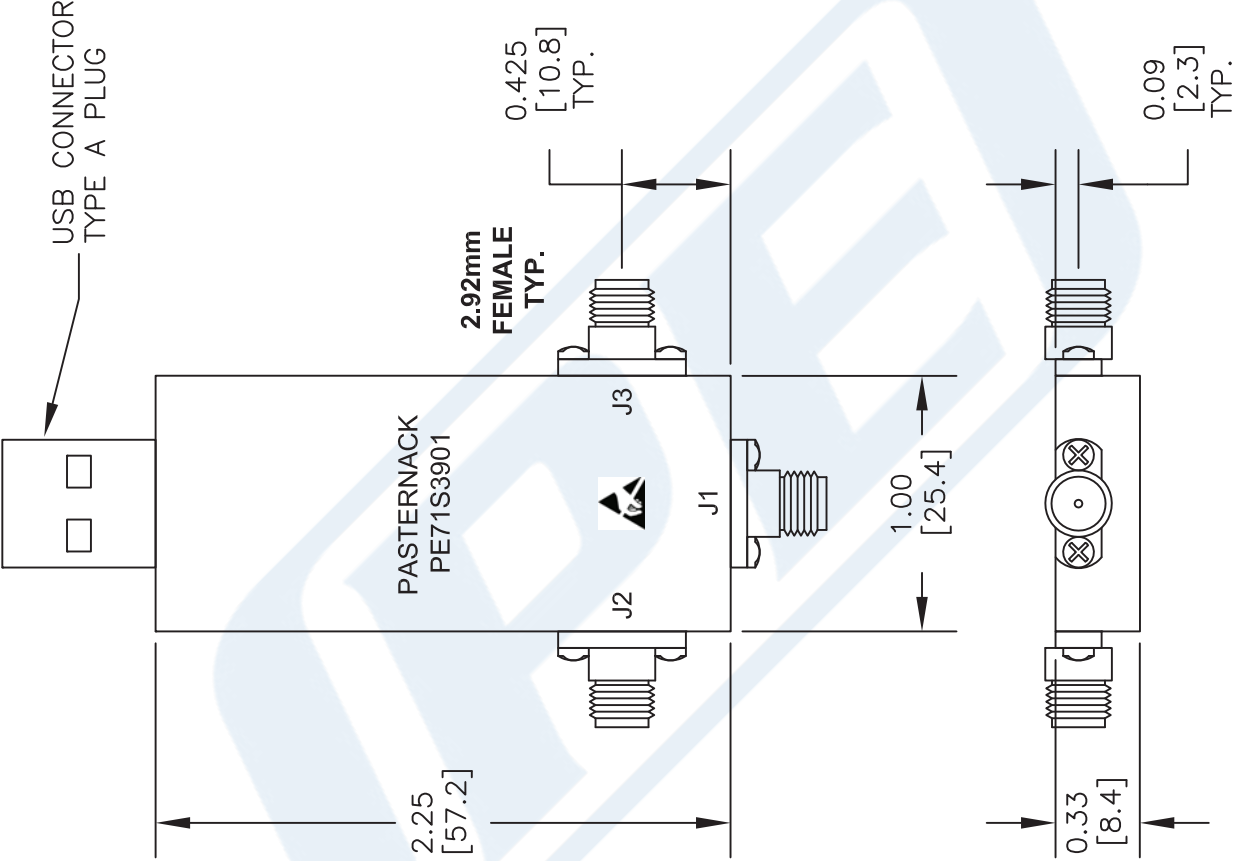
Click the following link (or enter part number in "SEARCH" on website) to obtain additional part information including price, inventory and certifications: [USB Controlled High Isolation SPDT PIN Diode Switch 500 MHz to 40 GHz, 2.92mm PE71S3901](http://www.pasternack.com/usb-controlled-high-isolation-spd-pin-diode-switch-40-ghz-2.92mm-pe71s3901-p.aspx)

URL: <http://www.pasternack.com/usb-controlled-high-isolation-spd-pin-diode-switch-40-ghz-2.92mm-pe71s3901-p.aspx>

The information contained in this document is accurate to the best of our knowledge and representative of the part described herein. It may be necessary to make modifications to the part and/or the documentation of the part, in order to implement improvements. Pasternack reserves the right to make such changes as required. Unless otherwise stated, all specifications are nominal. Pasternack does not make any representation or warranty regarding the suitability of the part described herein for any particular purpose, and Pasternack does not assume any liability arising out of the use of any part or documentation.

PE71S3901 CAD Drawing

USB Controlled High Isolation SPDT PIN Diode Switch 500 MHz to 40 GHz, 2.92mm



NOTES:
1. UNLESS OTHERWISE SPECIFIED ALL DIMENSIONS ARE NOMINAL.
2. ALL SPECIFICATIONS ARE SUBJECT TO CHANGE WITHOUT NOTICE AT ANY TIME.
3. DIMENSIONS ARE IN INCHES [mm].

DWG TITLE

PE71S3901

FSCM NO. 53919

CAD FILE 031814

SCALE N/A

SIZE A

2233

PASTERNAK
THE ENGINEER'S RF SOURCE

Pasternack Enterprises, Inc.
P.O. Box 16759 | Irvine | CA | 92623
Phone: (949) 261-1920 | Fax: (949) 261-7451
Website: www.pasternack.com | E-Mail: sales@pasternack.com