



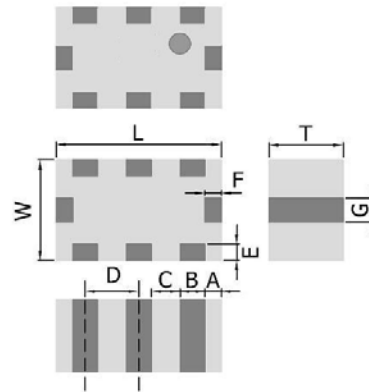
PRODUCT FEATURES

1. Surface mount balun matched filter with a small size of 2.0 X 1.2 X 0.9 mm, RoHS compliant.
2. Provide high rejection rate and DC bias option.
3. Highly stable under temperature and humidity changes.

RF CHARACTERISTICS

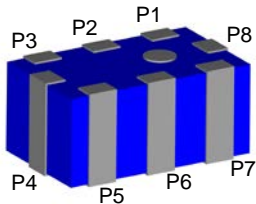
P/N BM2450E0805JT	Specification
Frequency range	2400 - 2500 MHz
Insertion Loss	3.5 dB max
VSWR	2.1 max
Impedance (Unbalanced)	50 Ω
Impedance (Balanced)	Conjugate matched to CSR BC03/04 series
Phase Difference	180° ± 10°
Amplitude Difference	2.0 dB Max
Attenuation (min.)	35dB @ 880~960 MHz 30dB @ 1710~1880 MHz 20dB @ 1880~1990 MHz 30dB @ 4800~5000 MHz
Operating temperature range	-40°C to +85°C

PHYSICAL DIMENSIONS



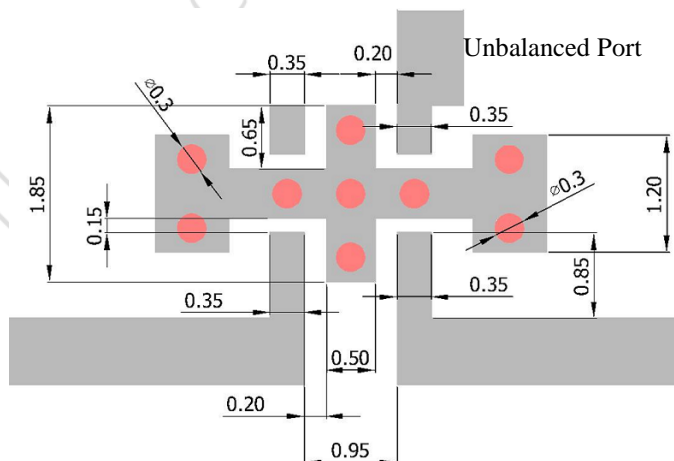
Symbol	Dimension (mm)
L	2.00 ± 0.15
W	1.25 ± 0.10
T	0.90 ± 0.10
A,E,F	0.20 ± 0.15
B	0.30 ± 0.10
C	0.35 ± 0.10
D	0.65 ± 0.10
G	0.30 ± 0.10

TERMINAL CONFIGURATION



PIN	Definition	PIN	Definition
P1	Unbalanced Port	P5	Balanced Port
P2	DC/GND	P6	GND
P3	NC	P7	Balanced Port
P4	GND	P8	GND

PCB DESIGN/LAYOUT CONSIDERATION



Note:

- Unit in mm
- Design trace width to be 50Ω impedance.



Typical RF Performance

