

RoHS Compliant Product
A suffix of "-C" specifies halogen & lead-free

FEATURES

- High Current Capability
- Extremely Low Thermal Resistance
- For Surface Mount Application
- Low Forward Voltage

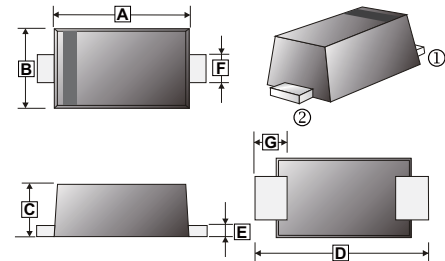
MECHANICAL DATA

- Case: Molded Plastic
- Epoxy: UL 94V-0 Rate Flame Retardant
- Lead: Solderable per MIL-STD-202, method 208 guaranteed
- Polarity: Color Band Denotes Cathode End

MARKING

Product	Marking Code
SM340FL	V4

SOD-123FL



REF.	Millimeter		REF.	Millimeter	
	Min.	Max.		Min.	Max.
A	2.60	3.10	E	0.10	0.30
B	1.60	2.00	F	0.80	1.35
C	0.81	1.55	G	0.35	0.85
D	3.50	3.90			

PACKAGE INFORMATION

Package	MPQ	Leader Size
SOD-123FL	3K	7 inch

ABSOLUTE MAXIMUM RATINGS (T_A=25°C unless otherwise specified)

Parameter	Symbol	Rating	Unit
Maximum Recurrent Reverse Voltage	V _{RRM}	40	V
Maximum RMS Voltage	V _{RMS}	28	V
Maximum DC Blocking Voltage	V _{DC}	40	V
Maximum Average Forward Rectified Current @ T _J =25°C	I _F	3	A
Peak Forward Surge Current @8.3ms single half sine-wave superimposed on rated load (JEDEC method)	I _{FSM}	80	A
Maximum Instantaneous Forward Voltage	V _F	0.52	A
Maximum DC Reverse Current @ T _J =25°C	I _R	0.5	mA
Typical Junction Capacitance ¹	C _J	100	pF
Typical Thermal Resistance	R _{θJL}	20	°C / W
Operating Temperature Range	T _J	-50~125	°C
Storage Temperature Range	T _{STG}	-50~125	°C

Notes :

1. Measured @ f=1.0MHz, V_R=4.0V

CHARACTERISTIC CURVES

FIG. 1-TYPICAL FORWARD CURRENT DERATING CURVE

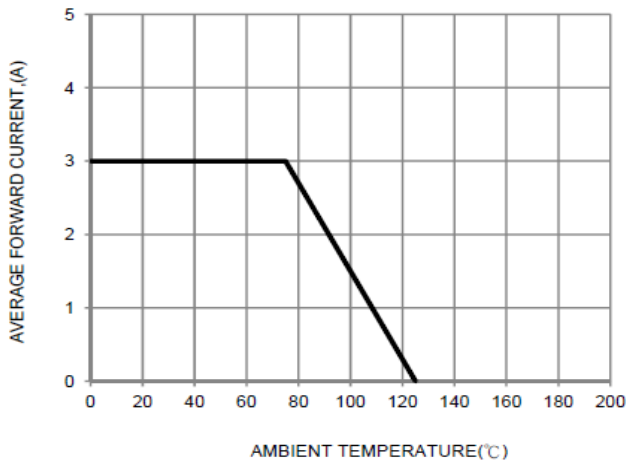


FIG. 2-TYPICAL FORWARD CHARACTERISTICS

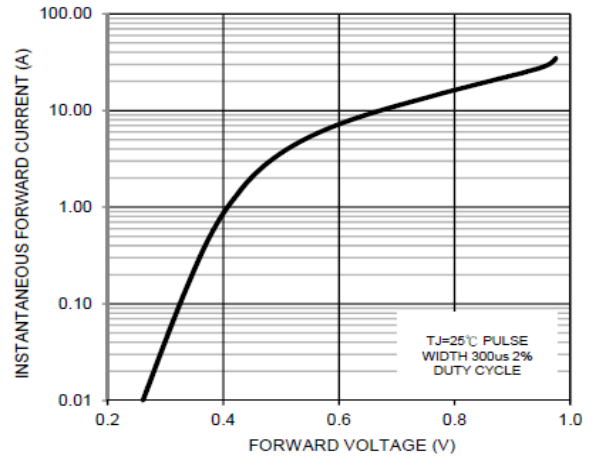


FIG. 3-MAXIMUM NON-REPETITIVE FORWARD SURGE CURRENT

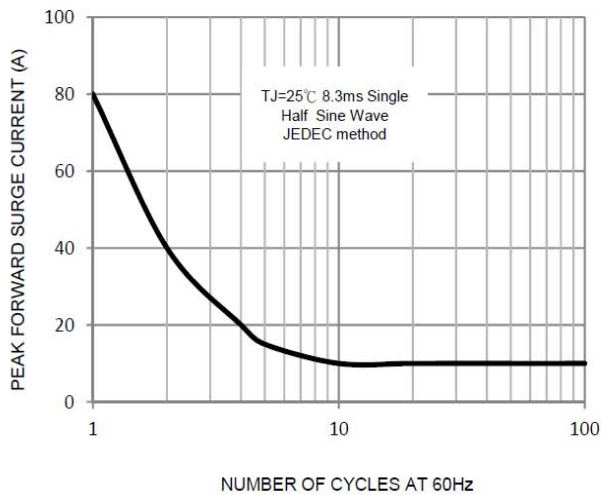


FIG. 4-TYPICAL REVERSE CHARACTERISTICS

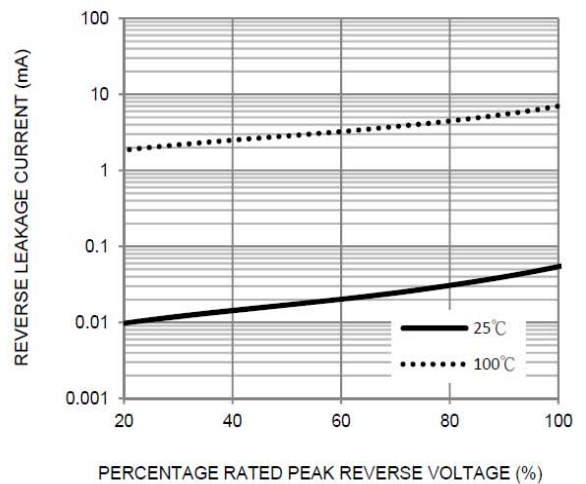


FIG. 5-TYPICAL JUNCTION CAPACITANCE

