

New Jersey Semi-Conductor Products, Inc.

20 STERN AVE.
 SPRINGFIELD, NEW JERSEY 07081
 U.S.A.

TELEPHONE: (973) 376-2922
 (212) 227-6005
 FAX: (973) 376-8960

POWER ZENERS
 5 Watt, Industrial

UZ4706 SERIES
UZ4806 SERIES

FEATURES

- 2 Times Greater Surge Rating than Plastic Types
- Small Physical Size
- Impervious to Moisture


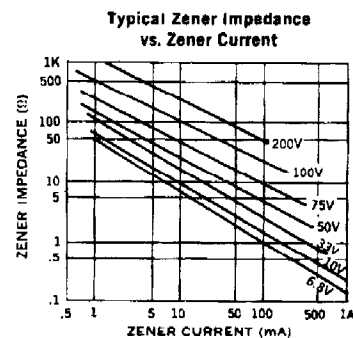
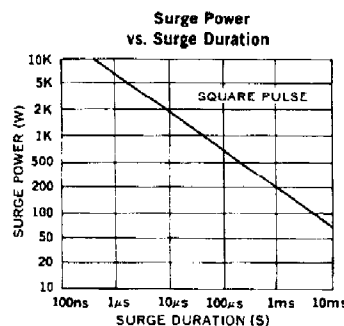
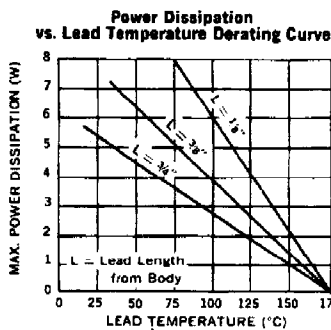
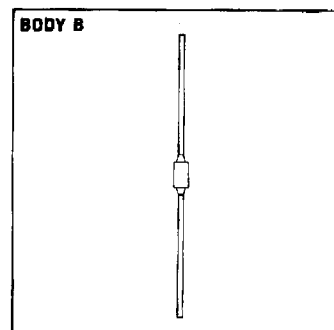
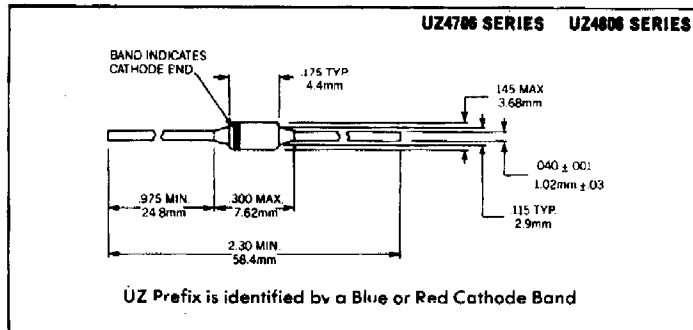
DESCRIPTION

Fused-in-glass 5 watt zeners with the same electrical specs as the 1N5342-1N5388 series.

ABSOLUTE MAXIMUM RATINGS

Zener Voltage, V_z	6.8 to 200V
Continuous Current	See Table
Surge Current (8.3ms)	See Table
Surge Power	See Graph
Power	See Lead Temperature Derating Curve
Storage and Operating Temperature	-65°C to +175°C

MECHANICAL SPECIFICATIONS



NJ Semi-Conductors reserves the right to change test conditions, parameter limits and package dimensions without notice. Information furnished by NJ Semi-Conductors is believed to be both accurate and reliable at the time of going to press. However, NJ Semi-Conductors assumes no responsibility for any errors or omissions discovered in its use. NJ Semi-Conductors encourages customers to verify that datasheets are current before placing orders.

Quality Semi-Conductors

UZ4706 SERIES UZ4806 SERIES

Type		Electrical Specifications at 25°C							Maximum Ratings	
		Nominal Zener Voltage † V _Z @ I _{ZT}	Test Current I _{ZT}	Max. Zener Impedance §		Reverse Voltage			Maximum Cont. Current I _{ZM}	Maximum Surge Current ‡ I _{SM}
				Z _Z @ I _{ZT}	Z _{ZK} @ I _{ZK} = 1mA	Maximum Leakage @ Current	Reverse Voltage			
							±10%	±5%		
±5% Tolerance	±10% Tolerance	Volts	mA	Ohms	Ohms	µA	Volts	Volts	mA	Amps
UZ4706	UZ4806	6.8	175	1	1000	500	4.9	5.2	675	32
UZ4707	UZ4807	7.5	175	1.5	800	400	5.4	5.7	620	26.5
UZ4708	UZ4808	8.2	150	1.5	600	200	5.9	6.2	570	19.2
UZ4709	UZ4809	9.1	150	2	400	100	6.6	6.9	510	17.6
UZ4710	UZ4810	10	125	2	125	75	7.2	7.6	470	16
UZ4712	UZ4812	12	100	2.5	140	50	8.6	9.1	385	14.4
UZ4713	UZ4813	13	100	3	145	25	9.3	9.9	350	12.8
UZ4715	UZ4815	15	75	3.5	150	15	10.8	11.4	300	9.6
UZ4716	UZ4816	16	75	3.5	155	10	11.5	12.2	275	8
UZ4718	UZ4818	18	65	4	160	10	12.9	13.7	255	7.2
UZ4720	UZ4820	20	65	4.5	165	10	14.4	15.2	220	6.4
UZ4722	UZ4822	22	50	5	170	10	15.8	16.7	195	5.6
UZ4724	UZ4824	24	50	5	175	10	17.3	18.2	180	5.2
UZ4727	UZ4827	27	50	6	180	10	19.4	20.6	155	4.8
UZ4730	UZ4830	30	40	8	190	10	21.6	22.8	140	4.4
UZ4733	UZ4833	33	40	10	200	5	23.7	25.1	130	4.0
UZ4736	UZ4836	36	30	11	220	5	25.9	27.4	120	3.6
UZ4739	UZ4839	39	30	14	230	5	28.1	29.7	105	3.2
UZ4743	UZ4843	43	30	20	240	5	31	32.7	100	2.8
UZ4747	UZ4847	47	25	25	250	5	33.8	35.8	96	2.6
UZ4751	UZ4851	51	25	27	270	5	36.7	38.8	85	2.4
UZ4756	UZ4856	56	20	35	320	5	40.3	42.6	81	2.2
UZ4762	UZ4862	62	20	42	400	5	44.6	47.1	73	2.0
UZ4768	UZ4868	68	20	50	500	5	49.0	51.7	61	1.8
UZ4775	UZ4875	75	20	55	620	5	54.0	56	60	1.6
UZ4782	UZ4882	82	15	80	720	5	59.0	62.2	55	1.4
UZ4791	UZ4891	91	15	90	760	5	65.5	69.2	50	1.3
UZ4110	UZ4210	100	12	100	800	5	72.0	76.0	45	1.1
UZ4111	UZ4211	110	12	125	1000	5	79.2	83.6	40	1.0
UZ4112	UZ4212	120	10	170	1150	5	86.4	91.2	38	.8
UZ4113	UZ4213	130	10	190	1250	5	93.6	98.8	35	.64
UZ4115	UZ4215	150	8	330	1500	5	108	114.0	31	.60
UZ4116	UZ4216	160	8	350	1650	5	115	121.6	30	.56
UZ4118	UZ4218	180	5	450	1750	5	129	136.8	25	.48
UZ4120	UZ4220	200	5	500	1850	5	144	152.0	22	.40

Maximum V_r @ 1.0 Amp = 1.2 Volts for all types

†All zener voltages are measured with an automated test set using a 35 ms test time. Longer or shorter test times will have a corresponding effect on the measured value due to heating effects.

§Zener impedance is derived from the 60-cycle voltage created when AC current with RMS value of 10% of DC zener test current is superimposed on the test current.

‡Figures shown are for peak sinusoidal surge current of 8.3 ms duration using 60 cycle AC. The 8.3ms square pulse rating is 71% of the value shown.