

## Wall Industries, Inc.

---

### WMIPEM1036 SERIES

---

15~36 Watts  
100-240VAC Input Voltage Range  
US, EU, UK, and AUS Interchangeable Plugs Available  
Medical AC/DC Wall Mount Power Supplies

---



---

#### FEATURES

- 100-240VAC Input Voltage Range
  - 15~36 Watts Output Power
  - Single Outputs
  - Short Circuit and Over Voltage Protection
  - MTBF: > 30,000 Hours
  - Optional Output Connectors
  - CEC & RoHS Compliance
  - High Operating Temperature up to + 50°C
  - UL60601-1 Medical Approvals
  - US, EU, UK, and AUS Interchangeable Plugs Available
- 

#### DESCRIPTION

The WMIPEM1036 series of wall mount AC/DC power supplies offers up to 36 Watts of output power in a 3.88" x 1.79" x 1.29" package. This series consists of single output models ranging from 9 to 15VDC with an input voltage range of 100~240VAC. These supplies are also protected against over voltage and short circuit conditions. This series is CEC and RoHS compliant and has UL60601-1 medical approvals. Plugs come in United States (US), Europe (EU), Australia (AUS), and United Kingdom (UK) types. Plugs are sold separately so please contact factory for ordering details. Optional output connectors are also available.

<b>SPECIFICATIONS: WMIPEM1036 SERIES</b>					
All specifications are based on 25°C, Nominal Input Voltage, and Maximum Output Current unless otherwise noted. We reserve the right to change specifications based on technological advances.					
<b>SPECIFICATION</b>	<b>TEST CONDITIONS</b>	<b>Min</b>	<b>Typ</b>	<b>Max</b>	<b>Unit</b>
<b>INPUT</b>					
Input Voltage		100	115/230	240	VAC
Input Frequency		50		60	Hz
Input Current				1.0	A
Inrush Current				60	A
<b>OUTPUT</b>					
Output Voltage		See Table			
Line Regulation	Defined by changing ±10% of input voltage from nominal line at rated load	-1		+1	%
Load Regulation		-5		+5	%
Output Power		See Table			
Output Current		See Table			
Minimum Load		0			%
Ripple & Noise	Measured at 20MHz BW with 0.1µF ceramic and 47µF aluminum capacitors in parallel with the output at full load and nominal line		240		mVp-p
Hold-Up Time		8.3			ms
Turn-on Time				3	s
<b>PROTECTION</b>					
Short Circuit Protection		Auto-recovery			
Over Voltage Protection		Auto-recovery			
<b>GENERAL</b>					
Efficiency			82		%
<b>ENVIRONMENTAL</b>					
Operating Temperature		0		+50	°C
Storage Temperature		-20		+85	°C
Storage Humidity		5		95	%
Cooling		Free air convection			
MTBF		30,000			hours
<b>PHYSICAL</b>					
Weight		7.76oz (220g)			
Dimensions (L x W x H)		3.88" x 1.79" x 1.29" (98.5 x 45.5 x 32.8 mm)			
Interchangeable AC Plugs		US, UK, EU, and AUS types			
Connector Type		optional output connectors available			
<b>SAFETY &amp; COMPLIANCE</b>					
Safety Approvals		UL60601-1			
Compliance		CEC and RoHS			

**MODEL SELECTION TABLE**

Model Number	Input Voltage Range	Output Voltage <sup>(1)</sup>	Output Current	Output Power	Ripple & Noise	AC Plug
WMIPEM1036AU	100~240 VAC	9 ~ 15 VDC	3A	36W	240mVp-p	US
WMIPEM1036BU		9 ~ 15 VDC	2.5A	30W	240mVp-p	US
WMIPEM1036CU		9 ~ 15 VDC	2A	24W	240mVp-p	US
WMIPEM1036DU		9 ~ 15 VDC	1.5A	18W	240mVp-p	US
WMIPEM1036EU		9 ~ 15 VDC	1A	15W	240mVp-p	US
WMIPEM1036AE	100~240 VAC	9 ~ 15 VDC	3A	36W	240mVp-p	EU
WMIPEM1036BE		9 ~ 15 VDC	2.5A	30W	240mVp-p	EU
WMIPEM1036CE		9 ~ 15 VDC	2A	24W	240mVp-p	EU
WMIPEM1036DE		9 ~ 15 VDC	1.5A	18W	240mVp-p	EU
WMIPEM1036EE		9 ~ 15 VDC	1A	15W	240mVp-p	EU
WMIPEM1036AK	100~240 VAC	9 ~ 15 VDC	3A	36W	240mVp-p	UK
WMIPEM1036BK		9 ~ 15 VDC	2.5A	30W	240mVp-p	UK
WMIPEM1036CK		9 ~ 15 VDC	2A	24W	240mVp-p	UK
WMIPEM1036DK		9 ~ 15 VDC	1.5A	18W	240mVp-p	UK
WMIPEM1036EK		9 ~ 15 VDC	1A	15W	240mVp-p	UK
WMIPEM1036AA	100~240 VAC	9 ~ 15 VDC	3A	36W	240mVp-p	AUS
WMIPEM1036BA		9 ~ 15 VDC	2.5A	30W	240mVp-p	AUS
WMIPEM1036CA		9 ~ 15 VDC	2A	24W	240mVp-p	AUS
WMIPEM1036DA		9 ~ 15 VDC	1.5A	18W	240mVp-p	AUS
WMIPEM1036EA		9 ~ 15 VDC	1A	15W	240mVp-p	AUS

**NOTES**

1. The output voltage is specified as a range (Ex: 9~15VDC); the customer must specify what they want the voltage set at.
2. Optional output connectors are available. Please call factory for more details.

**MODEL NUMBER SETUP**

**WMIPEM1036**

Series Designation

**X**

Output Current	
Options	
A	3A
B	2.5A
C	2A
D	1.5A
E	1A

**Z**

AC Plug Type	
Options	
U	US Type
E	EU Type
K	UK Type
A	AUS Type

**-**

**VV**

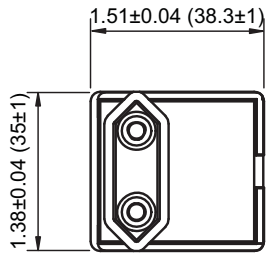
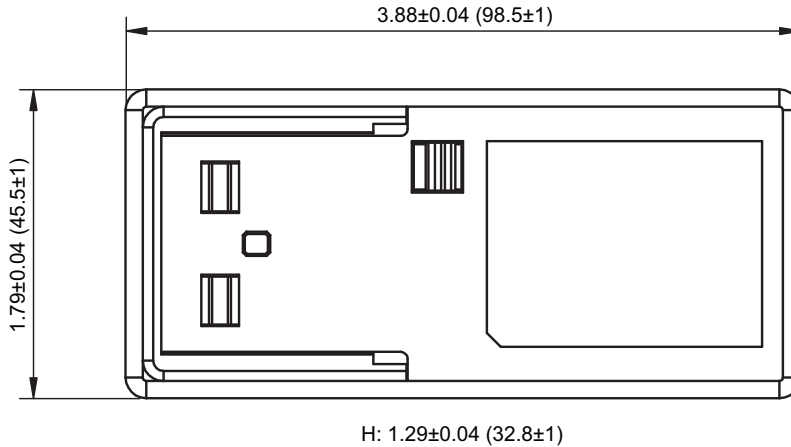
Specified Output Voltage  
(Ex: 12 is 12VDC)

**PP**

Output Connector

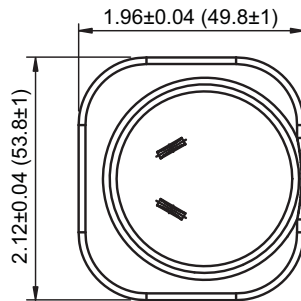
**MECHANICAL DRAWING**

Unit: inches (mm)



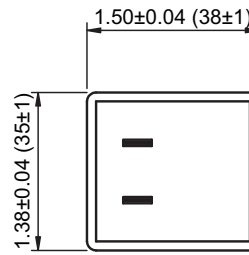
H: 1.10±0.04 (28±1)

**EU Type**



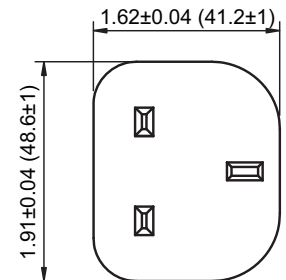
H: 0.75±0.04 (19±1)

**AUS Type**



H: 0.40±0.04 (10.2±1)

**US Type**



H: 0.40±0.04 (10.2±1)

**UK Type**

**COMPANY INFORMATION**

Wall Industries, Inc. has created custom and modified units for over 50 years. Our in-house research and development engineers will provide a solution that exceeds your performance requirements on-time and on budget. Our ISO9001-2008 certification is just one example of our commitment to producing a high quality, well-documented product for our customers.

Our past projects demonstrate our commitment to you, our customer. Wall Industries, Inc. has a reputation for working closely with its customers to ensure each solution meets or exceeds form, fit and function requirements. We will continue to provide ongoing support for your project above and beyond the design and production phases. Give us a call today to discuss your future projects.

Contact **Wall Industries** for further information:

Phone: ☎ (603)778-2300  
Toll Free: ☎ (888)587-9255  
Fax: ☎ (603)778-9797  
E-mail: [sales@wallindustries.com](mailto:sales@wallindustries.com)  
Web: [www.wallindustries.com](http://www.wallindustries.com)  
Address: 5 Watson Brook Rd.  
 Exeter, NH 03833