



“Cobra” Threaded Cordset



886-016 Single-Ended “Cobra” Threaded Coupling Cordset with 90° Entry Plug

886-016 QUICK DISCONNECT, 90° “COBRA” PLUG WITH POLYURETHANE JACKET AND SHIELDED WIRE



Superfly® threaded coupling single-ended cordset with polyamide overmolded 90° “Cobra” plug. Three contact sizes are available, 5A, 3A and 1A. Aluminum or stainless steel housings, thermoplastic insulator, high-strength wire with crosslinked ETFE insulation. High performance crimp contacts, factory terminated to wires. Braided shield with 90% coverage.

How To Order						
Sample Part Number	886-016P	A	-B7N	-MT	-0	-18
Series	886-016P = Overmolded threaded coupling “Cobra” Cordset with 90° Entry Plug					
Insert Configuration	A = Unshrouded Contacts B = Shrouded Contacts					
Shell Size and Insert Arrangement ¹	See Shell Size and Insert Arrangement Table					
Shell Material/Finish ²	M = Aluminum/electroless nickel RoHS compliant ZR = Aluminum/zinc-nickel, non-reflective with RoHS compliant black chromate MT = Aluminum/nickel-PTFE RoHS compliant NF = Aluminum/olive drab over cadmium ZC = Stainless steel/black zinc cobalt ZK = Stainless steel/passivate ZMT = Stainless steel/nickel-PTFE RoHS compliant					
Key Orientation	0 = 0° 90 = 90° 180 = 180° 270 = 270°					
Wire Length	Indicated in inches; ex. 18 = 18 inches					

MOD-686 POLARIZING OPTIONS

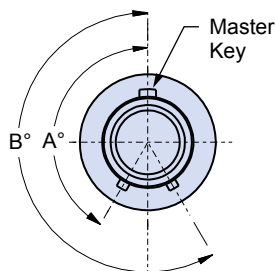
Standard SuperFly® connectors have a single master key. Versions with three keys are also available if alternate key positions are required. Add suffix code 686 to the part number per the following example: 886-016P-A-B7N-MT-0-18-**686A**

WIRE GAUGES PER CONTACT

- 1A. contact (Nano) - 30 AWG
- 3A. contact (Micro) - 26 AWG
- 5A. contact (Size 23) - 24 AWG

D

Plug Alternate Key Positions		
Suffix Code	A°	B°
686A	150°	210°
686B	75°	210°
686C	95°	230°
686D	140°	275°
686E	75°	275°
686F	95°	210°





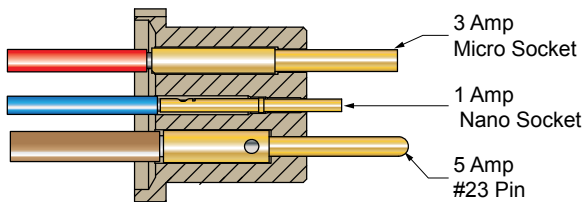
“Cobra” Threaded Cordset



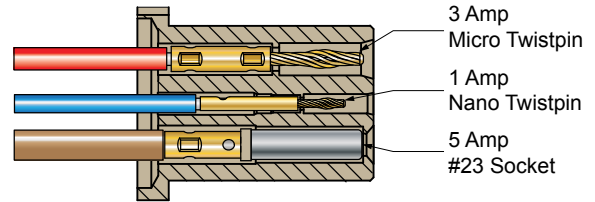
886-016 Single-Ended “Cobra” Threaded Coupling Cordset with 90° Entry Plug

ABOUT SHROUDED AND UNSHROUDED SUPERFLY® CONFIGURATIONS

Shrouded contacts are recessed within the insert. Unshrouded contacts extend from the insert face. Shrouded inserts contain 1 amp and 3 amp Twistpin contacts along with 5 amp socket contacts. Unshrouded inserts contain 1 amp and 3 amp sockets and 5 amp pin.



Unshrouded Type A Insert



Shrouded Type B Insert

Shell Size and Insert Arrangements

Insert Arrangements	No. of Contacts		
	#23 5A.	Micro 3A.	Nano 1A.
B7N	—	—	7
C10N	—	—	10
C2M2N	—	2	2
D3M	—	3	—
D2W2N	2	—	2
E3W	3	—	—
E4M	—	4	—
E19N	—	—	19
E4M4N	—	4	4
F4W	4	—	—
F7M	—	7	—
F22N	—	—	22
F4M8N	—	4	8
F4W4N	4	—	4
G7W	7	—	—
G10M	—	10	—
G31N	—	—	31
G6M10N	—	6	10
G6M12N	—	6	12
H10W	10	—	—
H37N	—	—	37
H6W14N	6	—	14
J44N	—	—	44
J7W19N	7	—	19
K19M	—	19	—
K13M19N	—	13	19
L22M	—	22	—

First letter of contact arrangement represents connector shell size. As in this example K13M19N

Figure 1

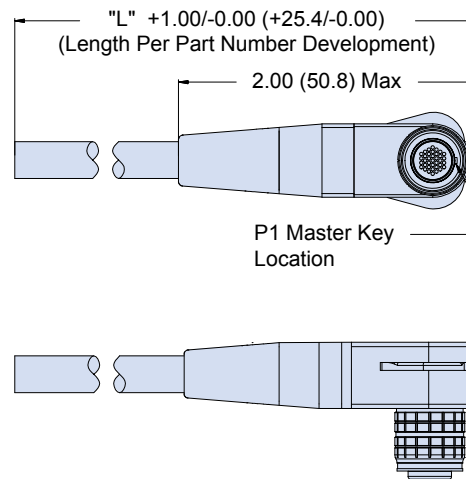


Figure 2: Master Key Orientation

