

KR Electronics, Inc.

General Description

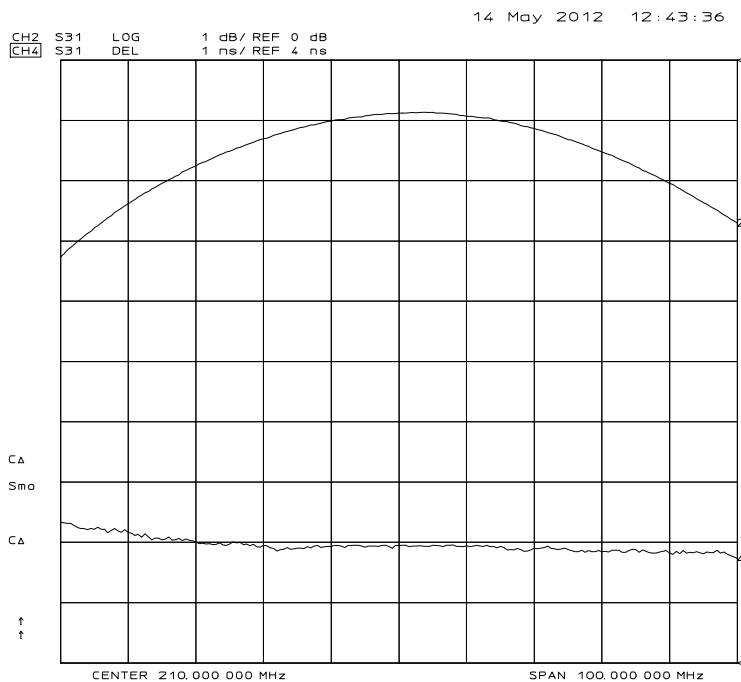
KR Electronics part number 2932-S is a 210 MHz constant delay bandpass filter. Other center frequencies and bandwidths are available. Please consult the factory.

Features

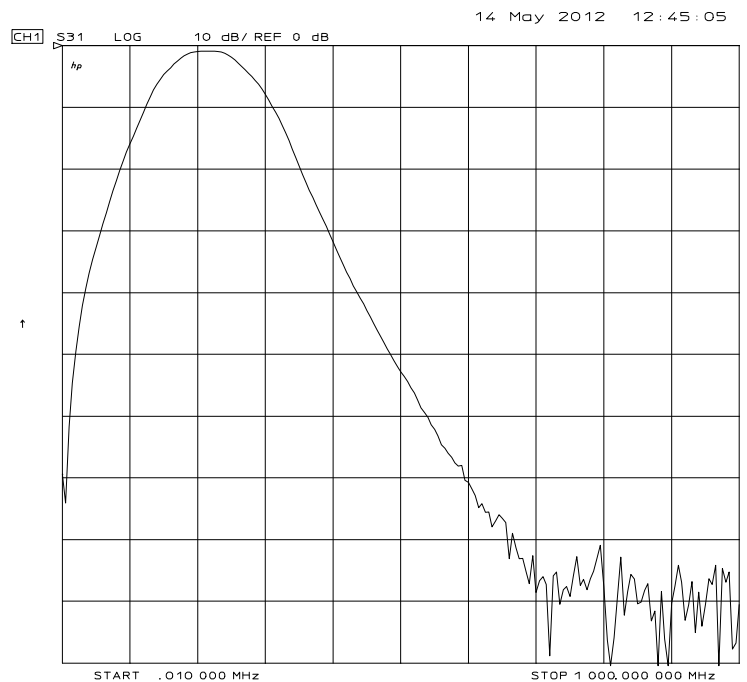
- 210 MHz Center Frequency
- 100 MHz Bandwidth
- Constant Group Delay
- Surface mount package
- 50 Ω Source and Load

Typical Performance

Passband Amplitude & Group Delay (1 dB/div & 1 nsec/div)



Overall Response (10 dB/div)



KR Electronics, Inc.
91 Avenel Street
Avenel, NJ 07001

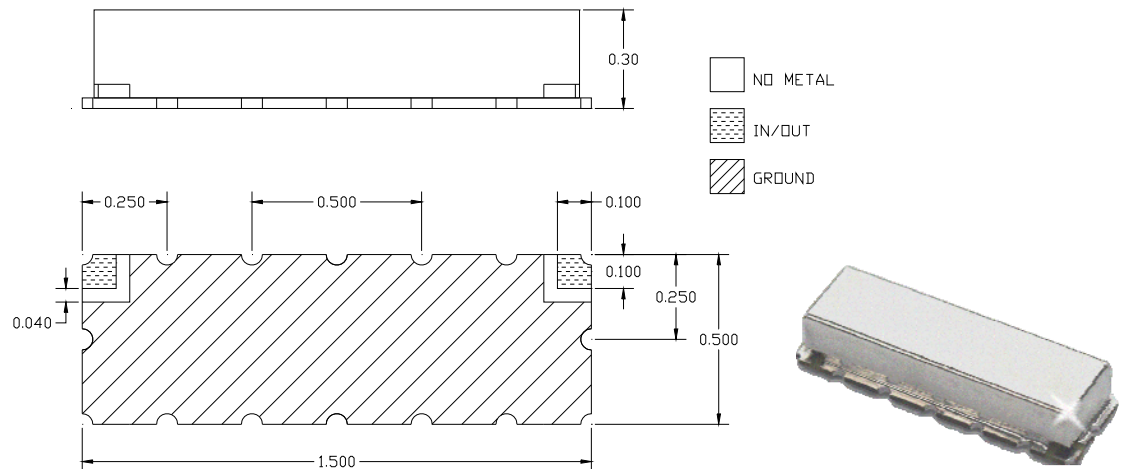
Web www.krfilters.com
Email sales@krfilters.com
Phone (732) 636-1900
Fax (732) 636-1982

KR Electronics 2932-S

Specifications

Parameter	Specification
Filter type	Constant Delay Bandpass
Center Frequency	210 MHz
Insertion Loss	< 2 dB (1 dB typical)
3 dB Bandwidth	100 MHz min
Passband Group Delay Variation	< 1 nsec typical
40 dB Bandwidth	400 MHz typical
60 dB Bandwidth	520 MHz typical
Source and Load	50 Ω

Physical Dimensions



Notes:

1. Surface mount package
2. Dimensions in inches
3. Max reflow temperature 230° C for 10 sec
4. If boards are cleaned after installation units must be completely dried

KR Electronics, Inc.
91 Avenel Street
Avenel, NJ 07001

Web www.krfilters.com
Email sales@krfilters.com
Phone (732) 636-1900
Fax (732) 636-1982