

# **Service Manual**

## **ViewSonic N2750w-1(M)**

**Model No. VS10576-1M**

**27" LCD TV**

(N2750w-1M\_SM Rev. 1a Apr. 2006)

**Copyright**

Copyright © 2006 by ViewSonic Corporation. All rights reserved. No part of this publication may be reproduced, transmitted, transcribed, stored in a retrieval system, or translated into any language or computer language, in any form or by any means, electronic, mechanical, magnetic, optical, chemical, manual or otherwise, without the prior written permission of ViewSonic Corporation.

**Disclaimer**

ViewSonic makes no representations or warranties, either expressed or implied, with respect to the contents hereof and specifically disclaims any warranty of merchantability or fitness for any particular purpose. Further, ViewSonic reserves the right to revise this publication and to make changes from time to time in the contents hereof without obligation of ViewSonic to notify any person of such revision or changes.

**Trademarks**

Optiquest is a registered trademark of ViewSonic Corporation.

ViewSonic is a registered trademark of ViewSonic Corporation.

All other trademarks used within this document are the property of their respective owners.

## Revision History

Revision	SM Editing Date	ECR Number	Description of Changes	Editor
1a	04/04/06		Initial Release	Sophia Kao

## **TABLE OF CONTENTS**

1. Precautions and Notices .....	3
2. Service Tool & Equipment Required.....	4
3. Specifications.....	4
4. Exploded View and Parts List.....	8
5. Block Diagram.....	10
6. Schematic Diagrams.....	11
7. Working Theorem.....	25
8. Wiring Diagram.....	27
9. PCB Layout Diagrams.....	28
10. Trouble Shooting Flow Chart.....	36
11. Adjustment.....	40
12. Recommended Spare Parts List.....	42

# 1. Precautions and Notices

## 1.1. SAFETY PRECAUTIONS

This LCD TV is manufactured and tested on a ground principle that a user's safety comes first. However, improper use or installation may cause damage to the LCD TV as well as to the user. Carefully go over the following WARNINGS before installing and keep this guide handy.

### WARNINGS:

- ◆ This LCD TV should be operated only at the correct power sources indicated on the label on the rear end of the LCD TV. If you're unsure of the power supply in your residence, consult your local dealer or power company.
- ◆ Use only the special power adapter that comes with this LCD TV for power input.
- ◆ Do not try to repair the LCD TV yourself as it contains no user-serviceable parts. This LCDTV should only be repaired by a qualified technician.
- ◆ Do not remove the LCD TV cabinet. There is high-voltage parts inside that may cause electric shock to human bodies, even when the power cord is unplugged.
- ◆ Stop using the LCD TV if the cabinet is damaged. Have it checked by a service technician.
- ◆ Put your LCD TV only in a clean, dry environment. If it gets wet, unplug the power cable immediately and consult your service technician.
- ◆ Always unplug the LCD TV before cleaning it. Clean the cabinet with a clean, dry cloth. Apply non-ammonia based cleaner onto the cloth, not directly onto the glass screen.
- ◆ Keep the LCD TV away from magnetic objects, motors, TV sets, and transformer.
- ◆ Do not place heavy objects on the LCD TV or power cord.

## 1.2. PRODUCT SAFETY NOTICE

Many electrical and mechanical parts in this chassis have special safety visual inspections and the protection afforded by them cannot necessarily be obtained by using replacement components rated for higher voltages, wattage, etc. Before replacing any of these components read the parts list in this manual carefully. The use of substitute replacement parts which do not have the same safety characteristics as specified in the parts list may create shock, fire, or other hazards.

## 1.3. SERVICE NOTES

1. When replacing parts or circuit boards, clamp the lead wires around terminals before soldering.
2. When replacing a high wattage resistor (more than 1W of metal oxide film resistor) in circuit board, keep the resistor about 5mm away from circuit board.
3. Keep wires away from high voltage, high temperature components and sharp edges.
4. Keep wires in their original position so as to reduce interference.
5. Usage of this product please refer to also user's manual.

## 2. Service Tool & Equipment Required

1. SIGNAL GEN.
2. MULTIMETER
3. OSCILLOSCOPE
4. SCREW DRIVER
5. IRON
6. ABSORBER
7. SOLDER
8. DUMMY LOAD (5  $\Omega$ /200W)
9. DVD PLAYER

## 3. Specifications

### 3.1. PRODUCT SPECIFICATIONS

LCD Panel	27" TFT
Power Management (OFF MODE)	< 5W
Displayable Resolution	VESA 1366 x 768 max.
Pixel Dimension	0.4365(H) $\times$ 0.4365(W)mm
LCD Display Color	16.7M Color Max. (8bit/color)
Viewing Angle	CR $\geq$ 10 Horizontal: -85 $^{\circ}$ +85 $^{\circ}$ Vertical: -85 $^{\circ}$ +85 $^{\circ}$
Contrast Ratio	1000 : 1 (typical)
Brightness	550 cd/m <sup>2</sup> (typical)
Response Time	8ms (typical ,gray to gray )
Active Display Area	596.259mm $\times$ 335.232mm
RF Tuner	Input level: 0 ~ +15 dB mV Rang: NTSC 55.25 to 801.25 MHz, 2-69 channels for Off-Air and 2-125 Channeis for CATV
Power	Voltage: 100~240 V Consumption:150 Watts(Max.)
Speaker	10W $\times$ 2
Compliance	FCC,UL
Temperature	Operating : 0 $^{\circ}$ C~ +40 $^{\circ}$ C Storage : -20 $^{\circ}$ C~+60 $^{\circ}$ C

### 3.2. FACTORY SUPPORTING MODES

ITEM	1	2	3	4
TIMING	640× 480 60HZ	640× 480 67HZ	640× 480 75HZ	720× 400 70HZ
Pixel Rate	25.175MHZ	30.240MHZ	31.500MHZ	28.322MHZ
H TOTAL	31.778us	28.571us	26.667us	31.778us
H DISPLAY	25.422us	21.164us	20.317us	25.422us
H B-Porch	1.907us	3.175us	3.810us	1.907us
H Width	3.813us	2.116us	2.032us	3.813us
H Border	0.318us	0.000us	0.000us	0.318us
V TOTAL	16.683ms	15.000ms	13.334ms	14.268ms
V DISPLAY	15.253ms	13.714ms	12.800ms	12.710ms
V B-Porch	1.049ms	1.114ms	0.427ms	1.111ms
Vs Width	0.064ms	0.086ms	0.080ms	0.064ms
V Border	0.254ms	0.000ms	0.000ms	0.254ms
H/V Sync	-/-	-/-	-/-	-/+
Interlace	No.	No.	No.	No.

ITEM	5	6	7	8
TIMING	800× 600 56HZ	800× 600 60HZ	800× 600 72HZ	800× 600 75HZ
Pixel Rate	36.000MHZ	40.000MHZ	50.000MHZ	49.500MHZ
H TOTAL	28.444us	26.400us	20.800us	21.333us
H DISPLAY	22.222us	20.000us	16.000us	16.162us
H B-Porch	3.556us	2.200us	1.280us	3.232us
H Width	2.000us	3.200us	2.400us	1.616us
H Border	0.000us	0.000us	0.000us	0.000us
V TOTAL	17.778ms	16.579ms	13.853ms	13.333ms
V DISPLAY	17.066ms	15.840ms	12.480ms	12.800ms
V B-Porch	0.626ms	0.607ms	0.478ms	0.448ms
Vs Width	0.057ms	0.106ms	0.125ms	0.064ms
V Border	0.000ms	0.000ms	0.000ms	0.000ms
H/V Sync	+/+	+/+	+/+	+/+
Interlace	No.	No.	No.	No.

ITEM	9	10	11	12
TIMING	832x 624 74.5HZ	1024x 768 60HZ	1024x 768 70HZ	1024x 768 75HZ
Pixel Rate	57.280MHZ	65.000MHZ	75.000MHZ	78.750MHZ
H TOTAL	20.111us	20.677us	17.707us	16.660us
H DISPLAY	14.525us	15.754us	13.653us	13.003us
H B-Porch	3.910us	2.462us	1.920us	2.235us
H Width	1.117us	2.092us	1.813us	1.219us
H Border	0.000us	0.000us	0.000us	0.000us
V TOTAL	13.417ms	16.666ms	14.272ms	13.328ms
V DISPLAY	12.549ms	15.880ms	13.599ms	12.795ms
V B-Porch	0.784ms	0.600ms	0.513ms	0.466ms
Vs Width	0.060ms	0.124ms	0.106ms	0.050ms
V Border	0.00ms	0.000ms	0.000ms	0.000ms
H/V Sync	-/-	-/-	-/-	+/+
Interlace	No.	No.	No.	No.

ITEM	13			
TIMING	1280 x 1024 60HZ			
Pixel Rate	108MHZ			
H TOTAL	15.630us			
H DISPLAY	11.852us			
H B-Porch	2.296us			
H Width	1.037us			
H Border	0.000us			
V TOTAL	16.661ms			
V DISPLAY	16.005ms			
V B-Porch	0.594ms			
Vs Width	0.047ms			
V Border	0.00ms			
H/V Sync	+/+			
Interlace	No.			

### 3.3. D-SUB CONNECTOR

Connector pin assignments for VGA cable

The signal cable connector shall be a molded-over, shield twisted pair cable. The cable shall be 1.8 meters long. The pin assignments shall be listed as below:

PIN	D-SUB Connector
1	Red Video
2	Green Video
3	Blue Video
4	NC
5	GND
6	GNC
7	GND
8	GND
9	+5V for DDC
10	GND
11	NC
12	SDA
13	H-sync
14	V-sync
15	SCL

Connector pin assignments for DVI cable

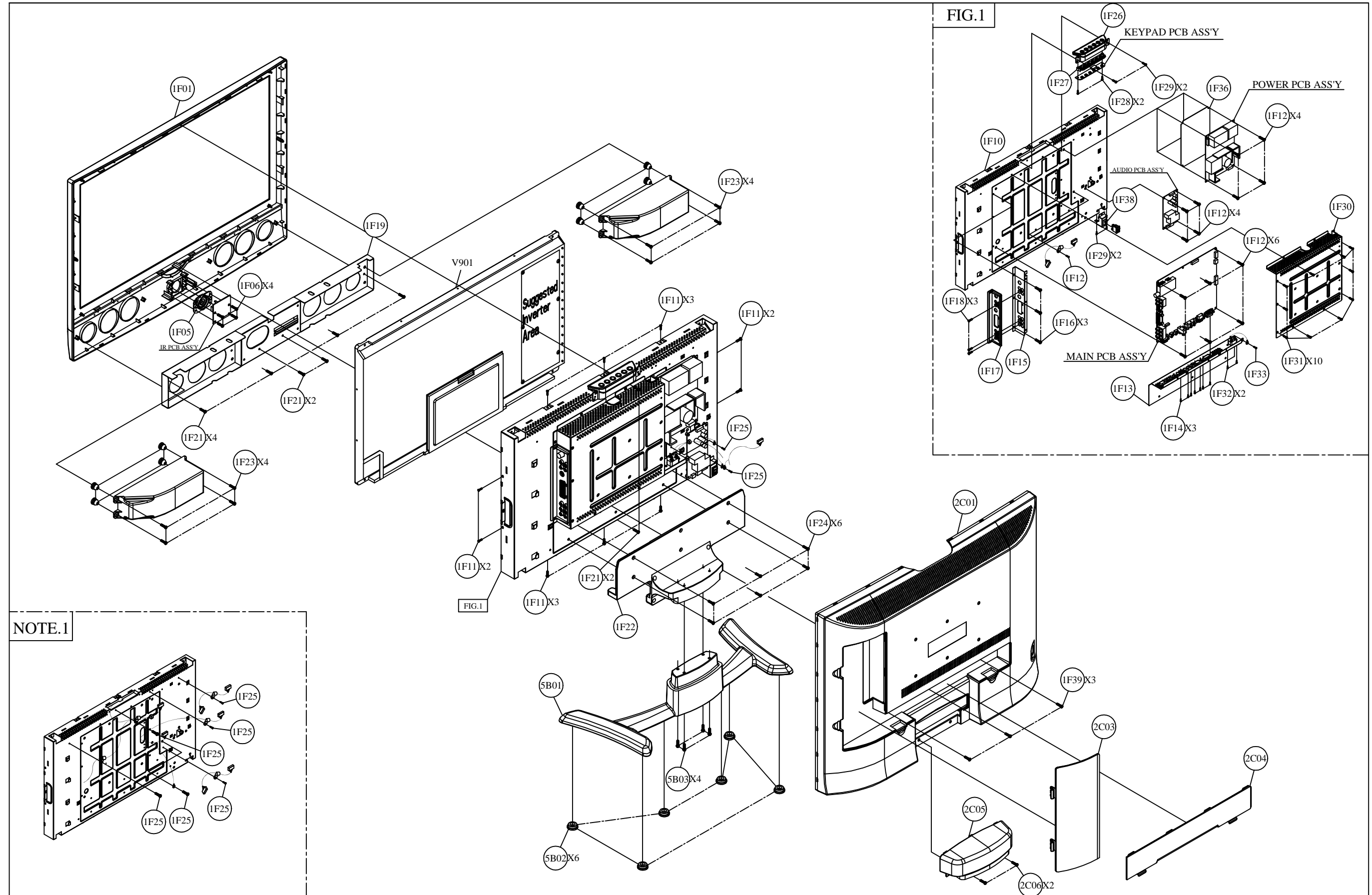
DVI: 24 pins DVI connector is designed to match with DVI-D digital signal cable, the pin assignment is as the following:



Pin	Signal Assignment	Pin	Signal Assignment	Pin	Signal Assignment
1	TMDS RX2-	9	TMDS RX1-	17	TMDS RX0-
2	TMDS RX2+	10	TMDS RX1+	18	TMDS RX0+
3	TMDS Ground	11	TMDS Ground	19	TMDS Ground
4	Floating	12	Floating	20	Floating
5	Floating	13	Floating	21	Floating
6	DDC Clock	14	+5V Power	22	TMDS Ground
7	DDC Data	15	Ground	23	TMDS Clock+
8	Floating	16	Hot Plug Detect	24	TMDS Clock-



#### 4. Exploded View and Parts List



## EXPLODED PARTS LIST (N2750w)

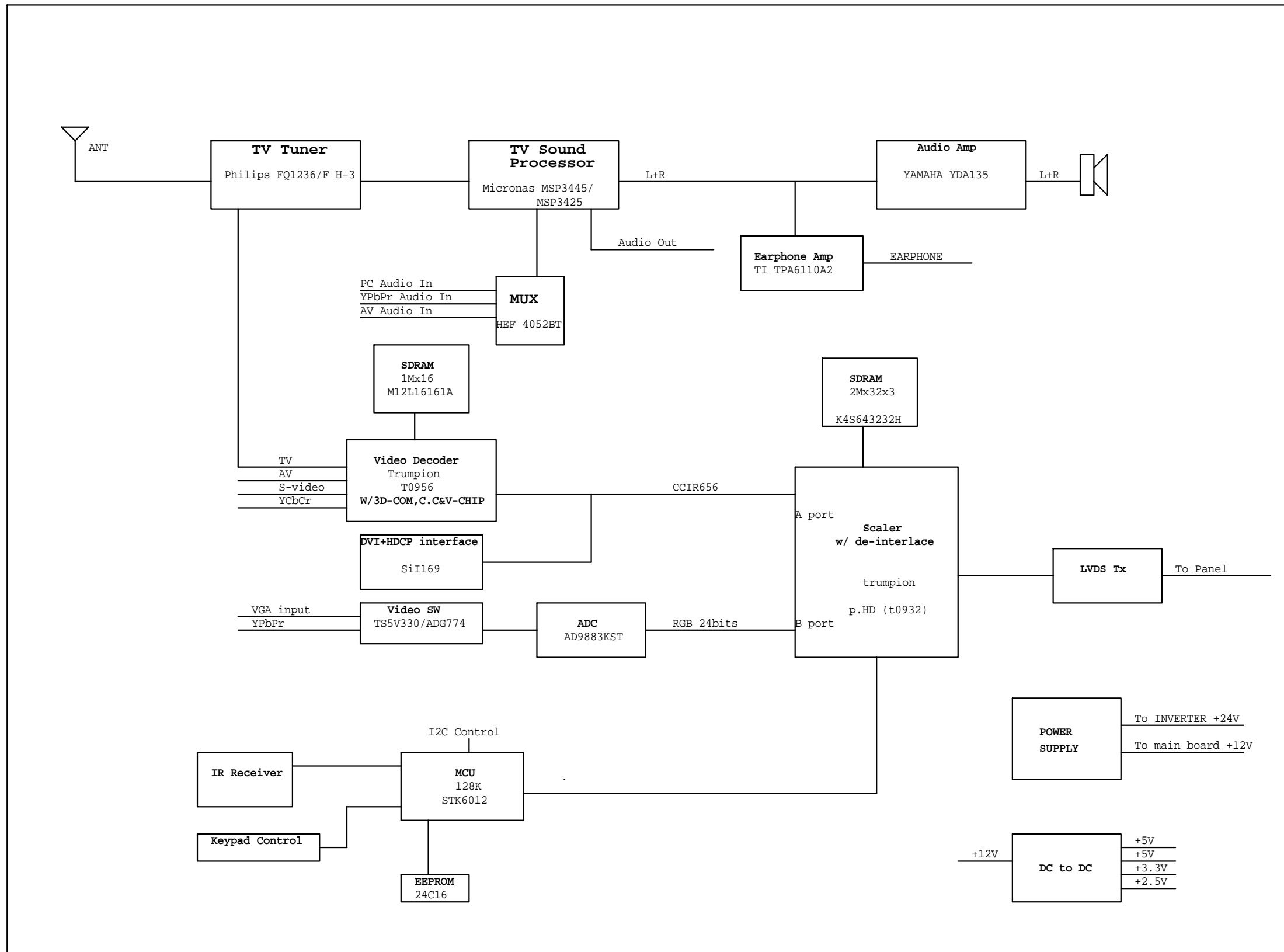
**ViewSonic Model Number: VS10576-1M**

**Rev: 1a**

**Serial No. Prefix: PJJ**

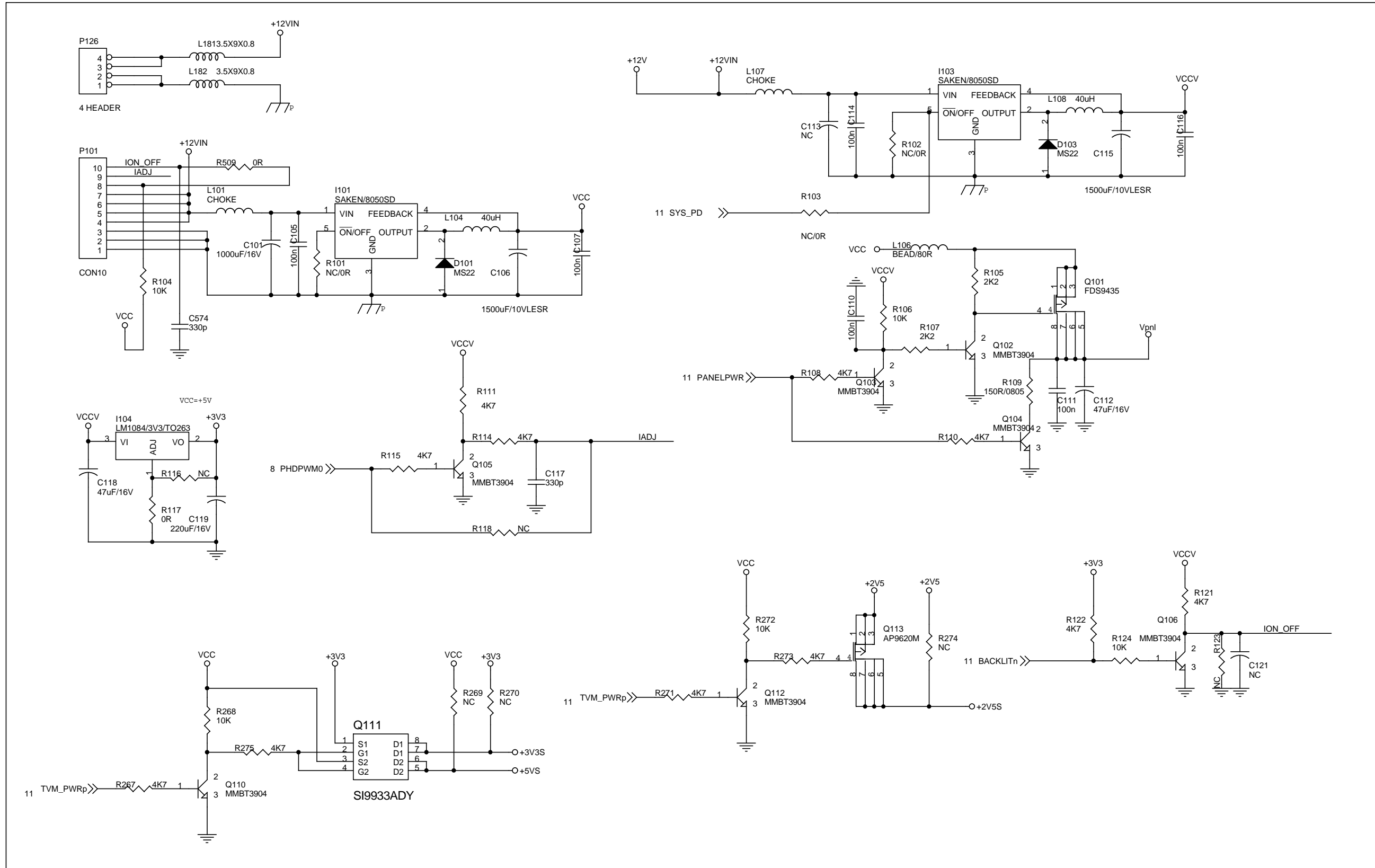
Item	ViewSonic P/N	Ref. P/N	Description	Q'ty
1F01	C-00001791	2603307683	BEZEL ASS'Y JC278 ABS 94V0 BLACK #4001 1	1
1F05	N/A	2044266501	FUNCTION KEY JC278 ABS 94V0 AL-PLATE POWER 1	1
1F06	M-SCW-0824-0285	2084730082	SCREW,BND T+ M3X8(BND T+) 4	4
1F10	N/A	2071971300	METAL FITTG JC278 SECC t=1.0mm FOR PANEL 1	1
1F11	N/A	2080005200	SCREW,SPE M3*3 TYPE I FOR HS PANEL NI 10	10
1F12	M-SCW-0824-0811	2080003700	SCREW,SPE 1SZZTER001A M3*6LMSWR17/FZMY1 14	14
1F13	N/A	2072050400	METAL FITTG-I/O JC278 SECC t=1.0mm IO MAIN(U) 1	1
1F14	N/A	2083730108	SCREW,BND T+ M3X10,T24,F,NI 3	3
1F15	N/A	2072050500	METAL FITTG-I/O JC278 SECC t=1.0mm IO SIDE(U) 1	1
1F16	N/A	2082340102	SCREW,CSK+ SCREW F M4X10 (CSK+) 3	3
1F17	N/A	2027259402	DUST COVER JC278 ABS 94HB BLACK #4001 1	1
1F18	N/A	2083730108	SCREW,BND T+ M3X10,T24,F,NI 3	3
1F19	N/A	2071971400	METAL FITTG JC278 SECC t=1.0mm FOR SPK 1	1
1F21	M-SCW-0824-0285	2084730082	SCREW,BND T+ M3X8(BND T+) 8	8
1F22	N/A	2071870300	BRACKET,FIX JC278 Aluminum 1	1
1F23	N/A	2082740122	SCREW,BND+ M4X12 (BND+) 8	8
1F24	N/A	2082340102	SCREW,CSK+ SCREW F M4X10 (CSK+) 6	6
1F25	M-SCW-0824-0811	2080003700	SCREW,SPE 1SZZTER001A M3*6LMSWR17/FZMY1 8	8
1F26	N/A	2027259002	DUST COVER JC278 ABS 94HB BLACK #4001 1	1
1F27	N/A	2044266601	FUNCTION KEY JC278 ABS 94V0 AL-PLATE FUNCTI 1	1
1F28	M-SCW-0824-0285	2084730082	SCREW,BND T+ M3X8(BND T+) 2	2
1F29	M-SCW-0824-0811	2080003700	SCREW,SPE 1SZZTER001A M3*6LMSWR17/FZMY1 11	11
1F30	N/A	2071671000	SHIELD PLATE JC278 SECC t=1.0mm 1	1
1F31	N/A	2082340102	SCREW,CSK+ SCREW F M4X10 (CSK+) 10	10
1F32	N/A	2083630068	SCREW FMS+ M3X6,M,S-TITE,F,NI 2	2
1F33	N/A	2080040062	SCREW,SPE M4*8 PMS-3/W 1	1
1F36	N/A	2072459100	INSULATOR PC FR700 180X130 SONY T4000 1	1
1F38	N/A	2071871100	BRACKET,FIX JC278 SECC T=0.8mm FOR SWITCH 1	1
1F39	M-SCW-0824-0811	2080003700	SCREW,SPE 1SZZTER001A M3*6LMSWR17/FZMY1 3	3
2C01	C-00001790	2022262602	CABI BACK JC278 ABS 94HB BLACK #4001 1	1
2C03	N/A	2027259202	DUST COVER JC278 ABS 94HB BLACK #4001 1	1
2C04	N/A	2027259302	DUST COVER JC278 ABS 94HB BLACK #4001 1	1
2C05	N/A	2027259102	DUST COVER JC278 ABS 94HB BLACK #4001 1	1
2C06	N/A	2082740122	SCREW,BND+ M4X12 (BND+) 2	2
5B01	C-00001876	2071870401	BRACKET,FIX JC278 BASE ALUMINUM BLACK 4001 1	1
5B02	PL-PD-0714-0069	2039802303	FOOT PAD VA520 CR420x φ 16.5x5.8 BLACK 6	6
5B03	N/A	2082750402	SCREW,BND+ M5X40,M,P,ZN-CC 4	4

## 5. Block Diagram

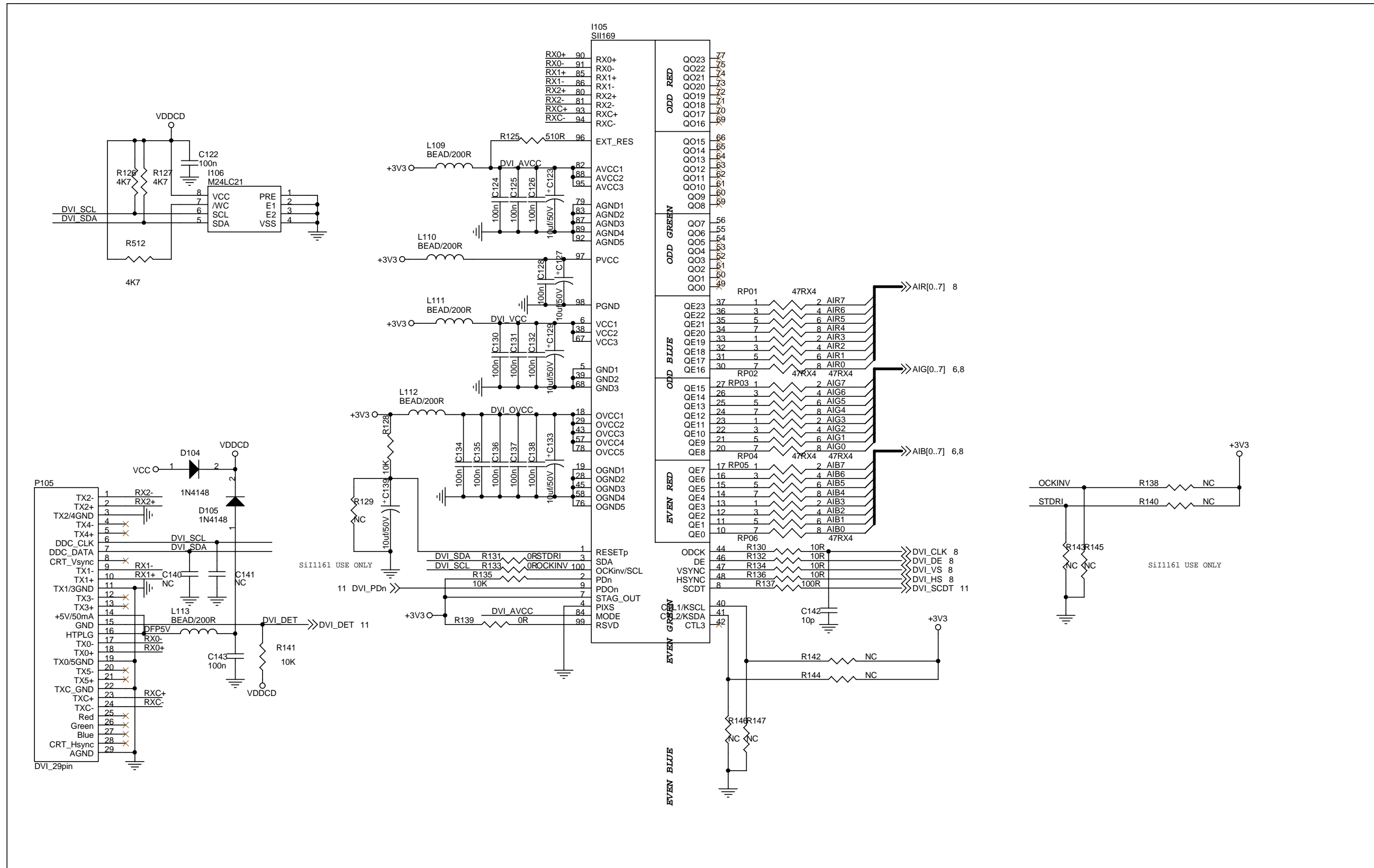


## 6. Schematic Diagrams

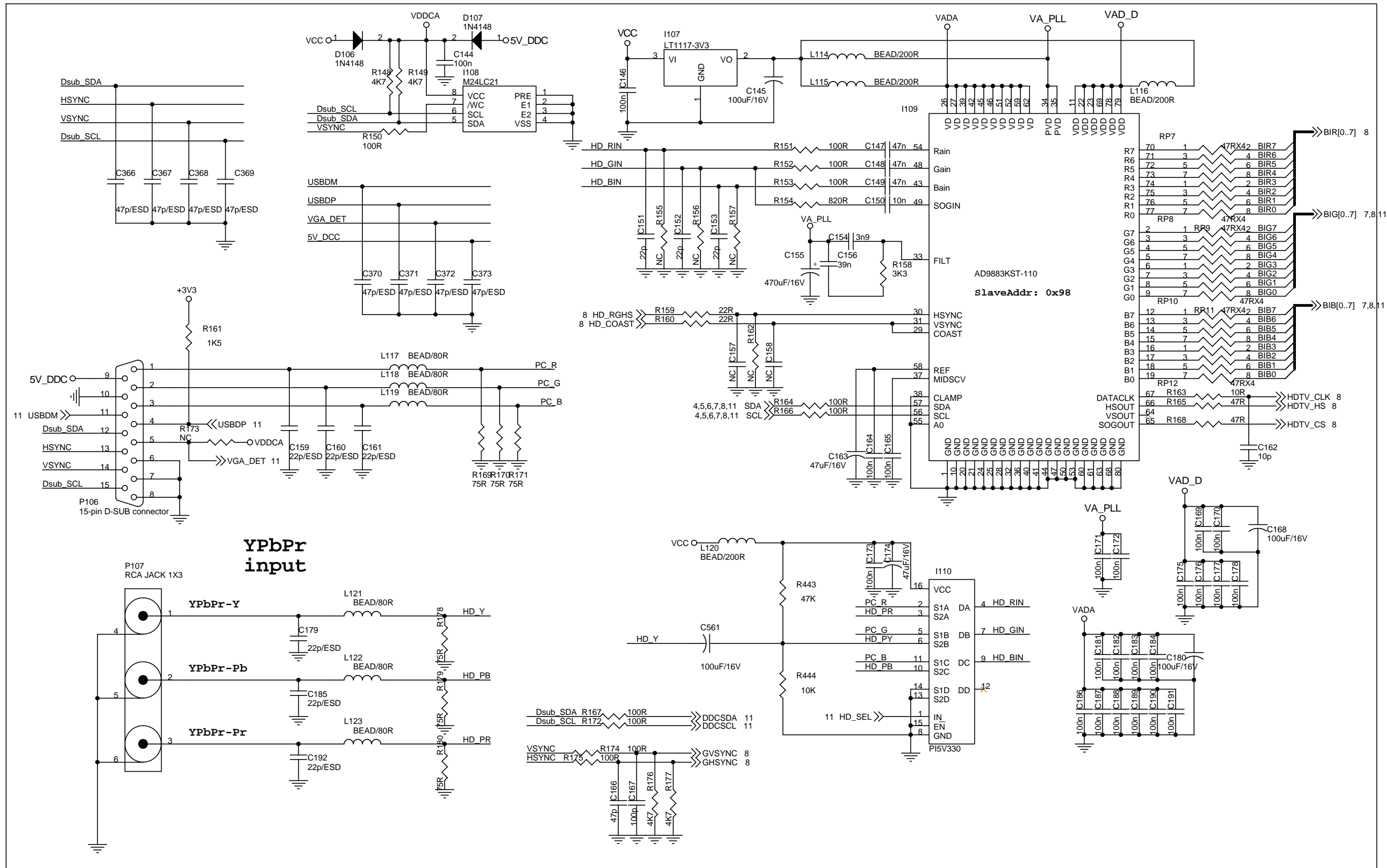
### 6.1 DC-Power



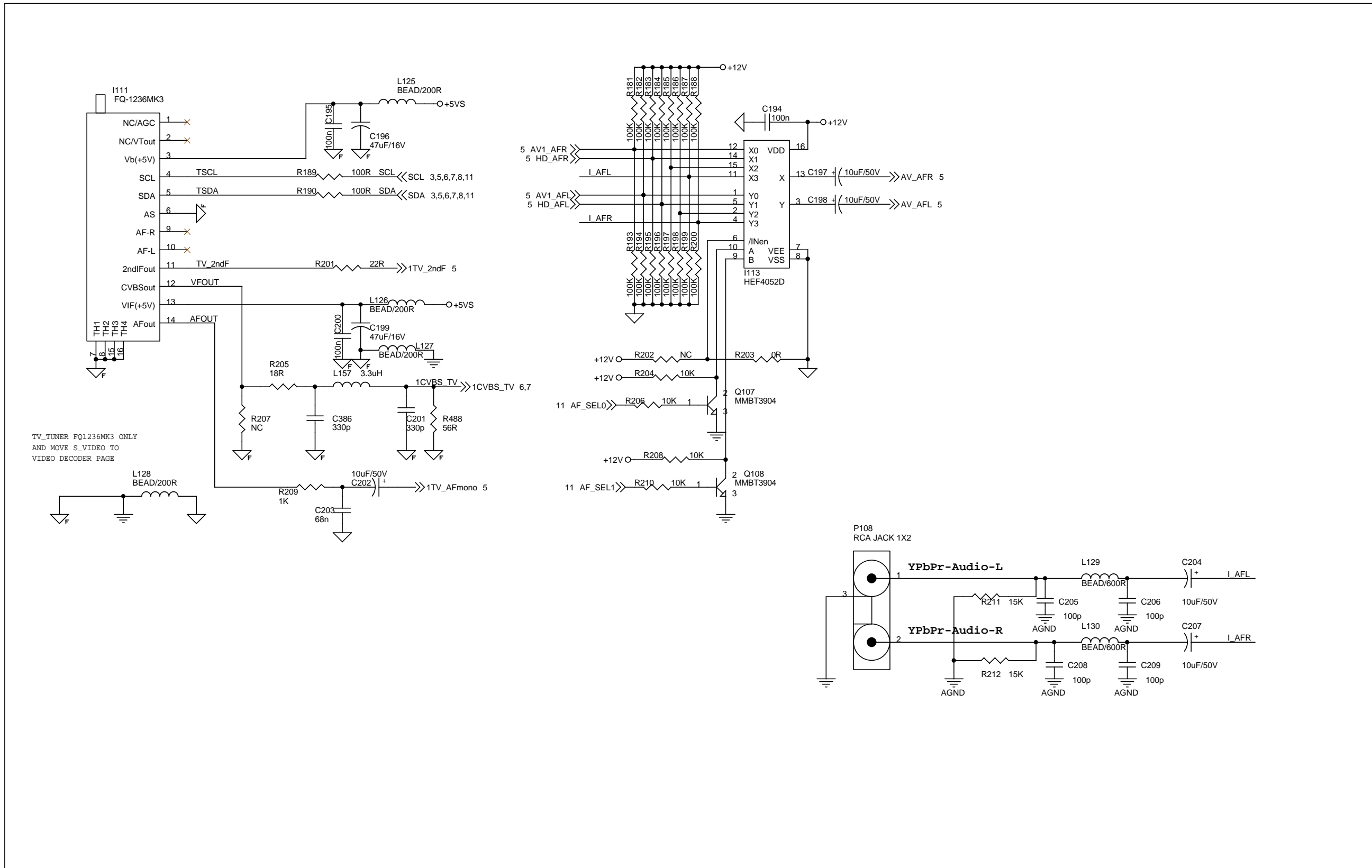
## 6.2 DVI



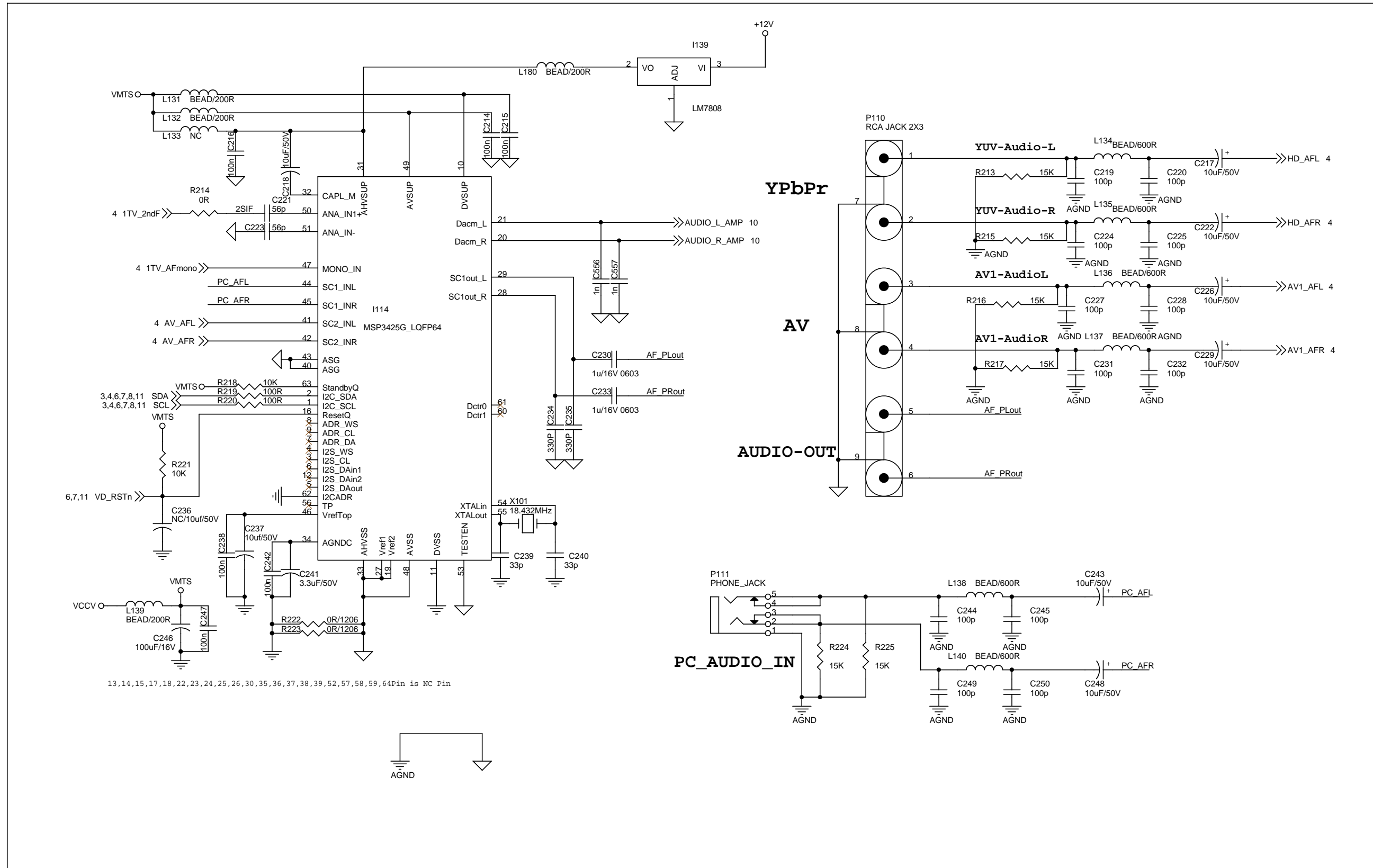
### 6.3 VGA/YPbPr



### 6.4 TV-Tuner



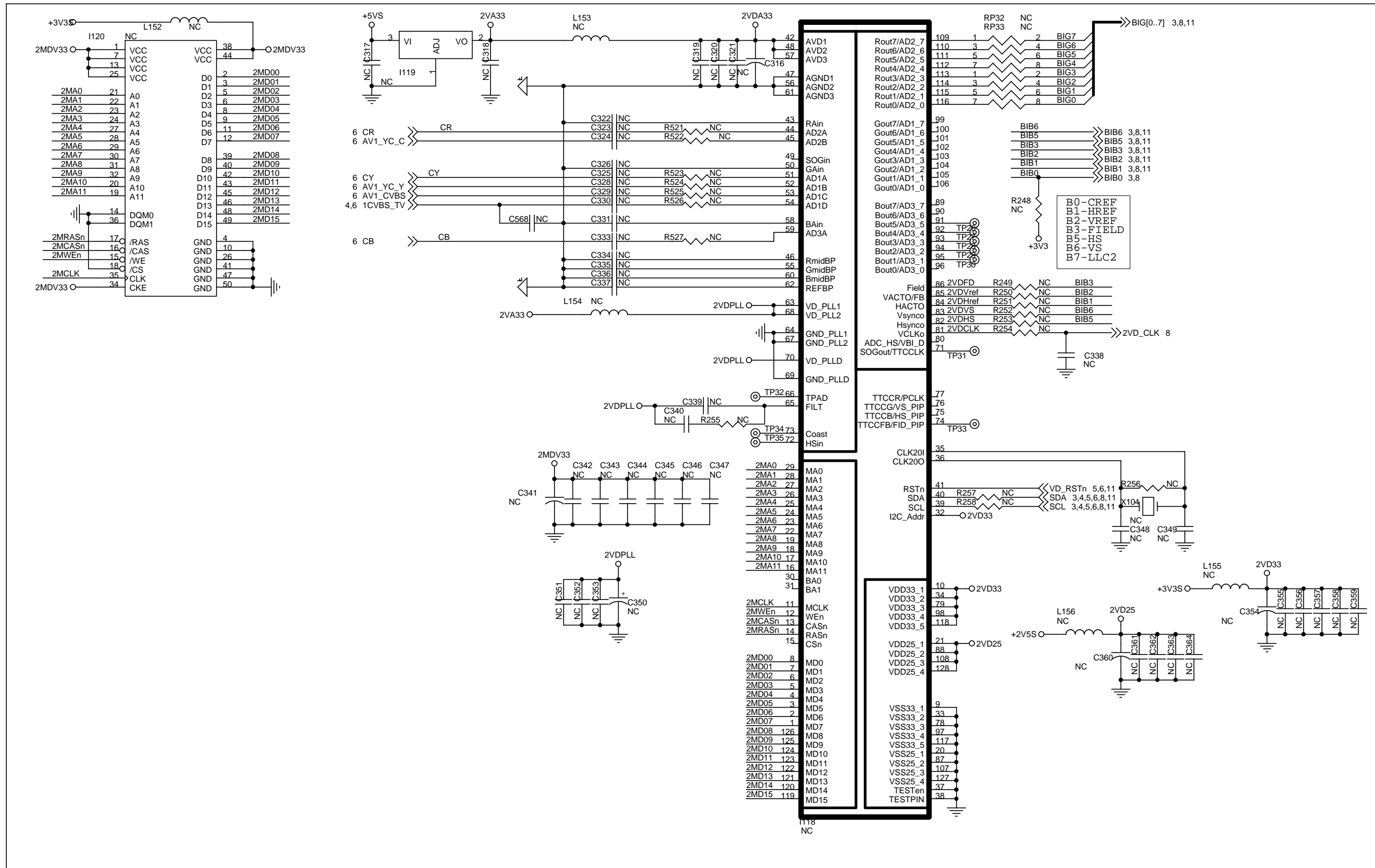
### 6.5 Audio



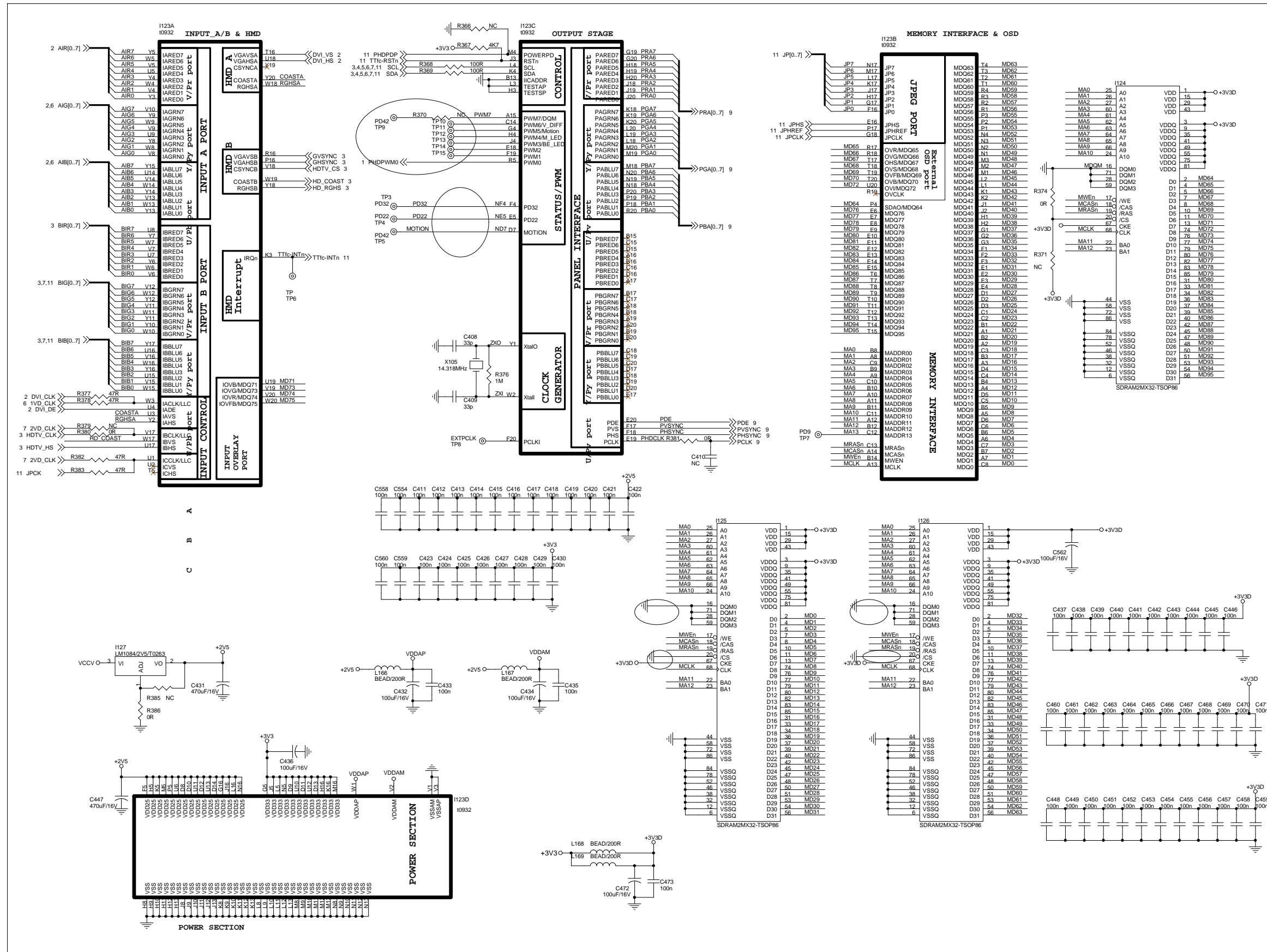




### 6.7 Vidio Decoder 2

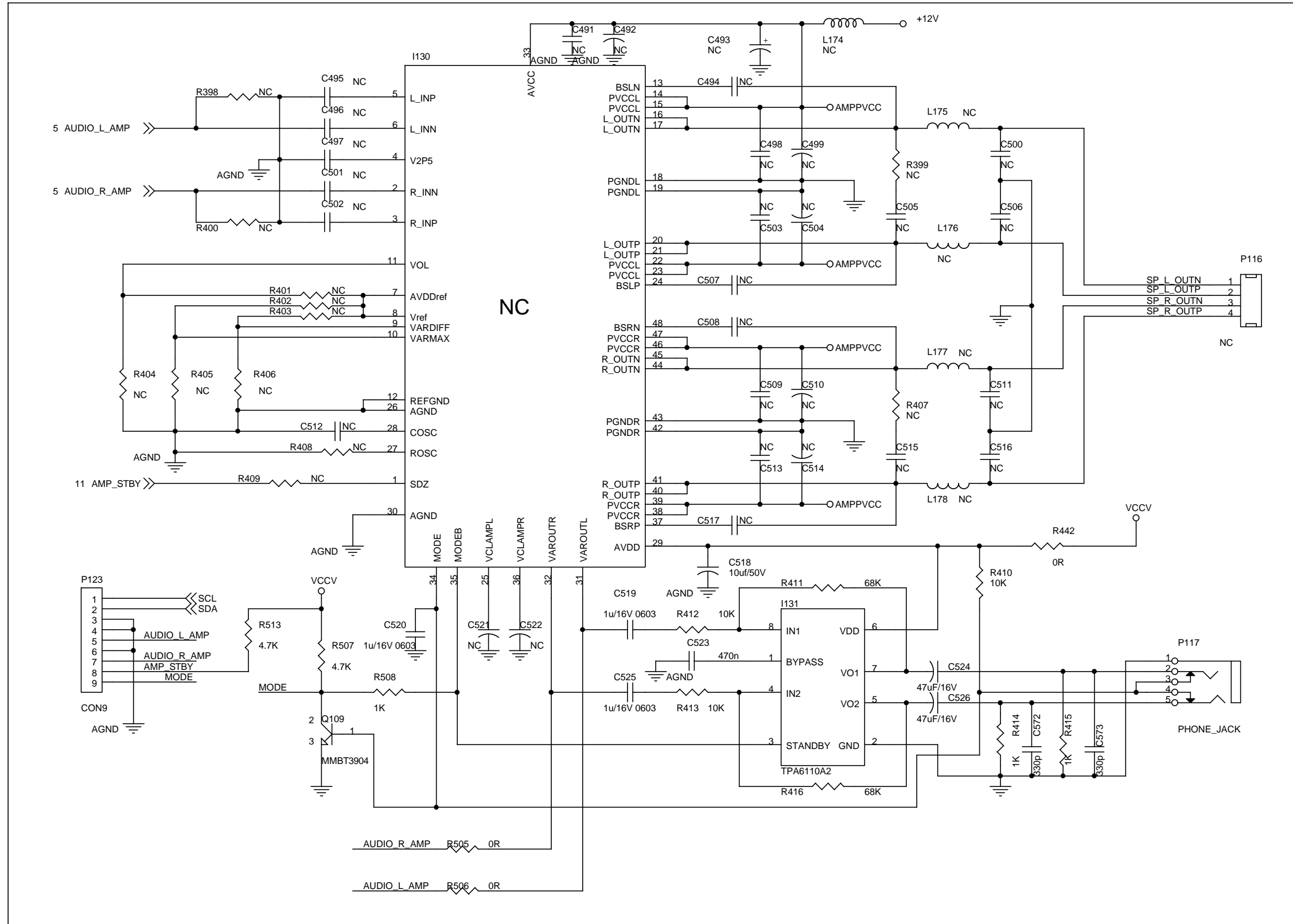


# 6.8 Scalar/Sdram

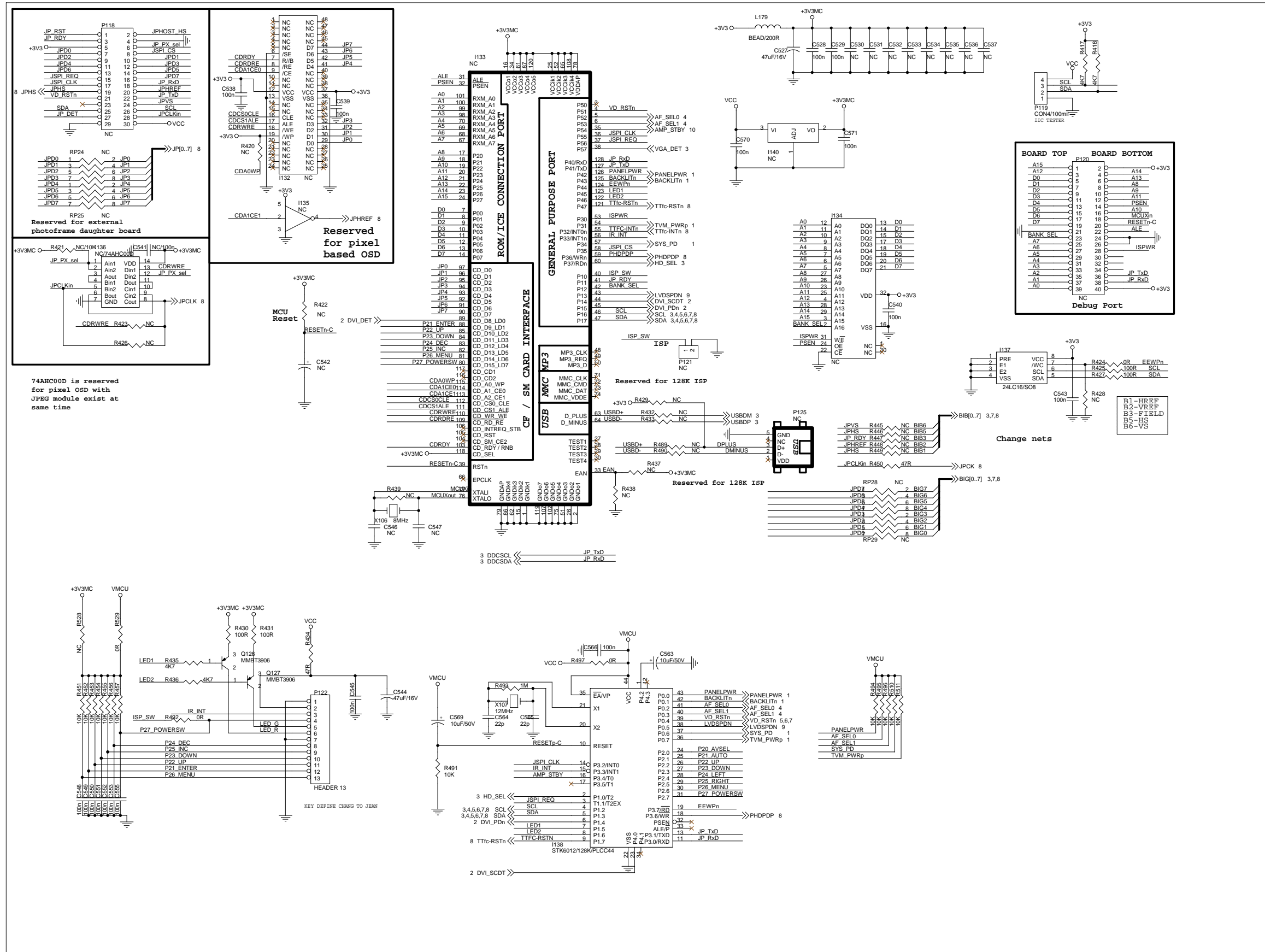




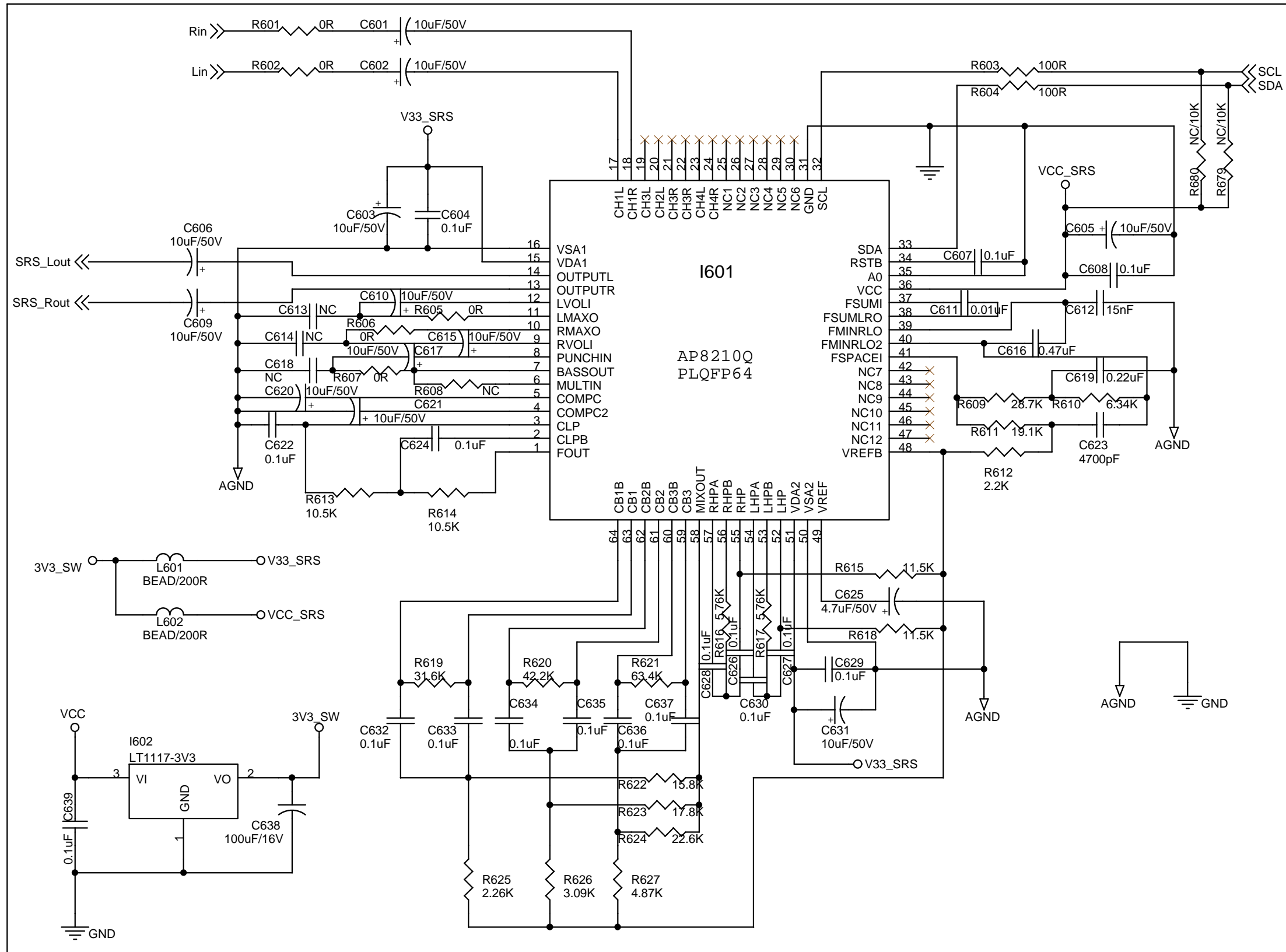
### 6.10 Audio Phone Jack



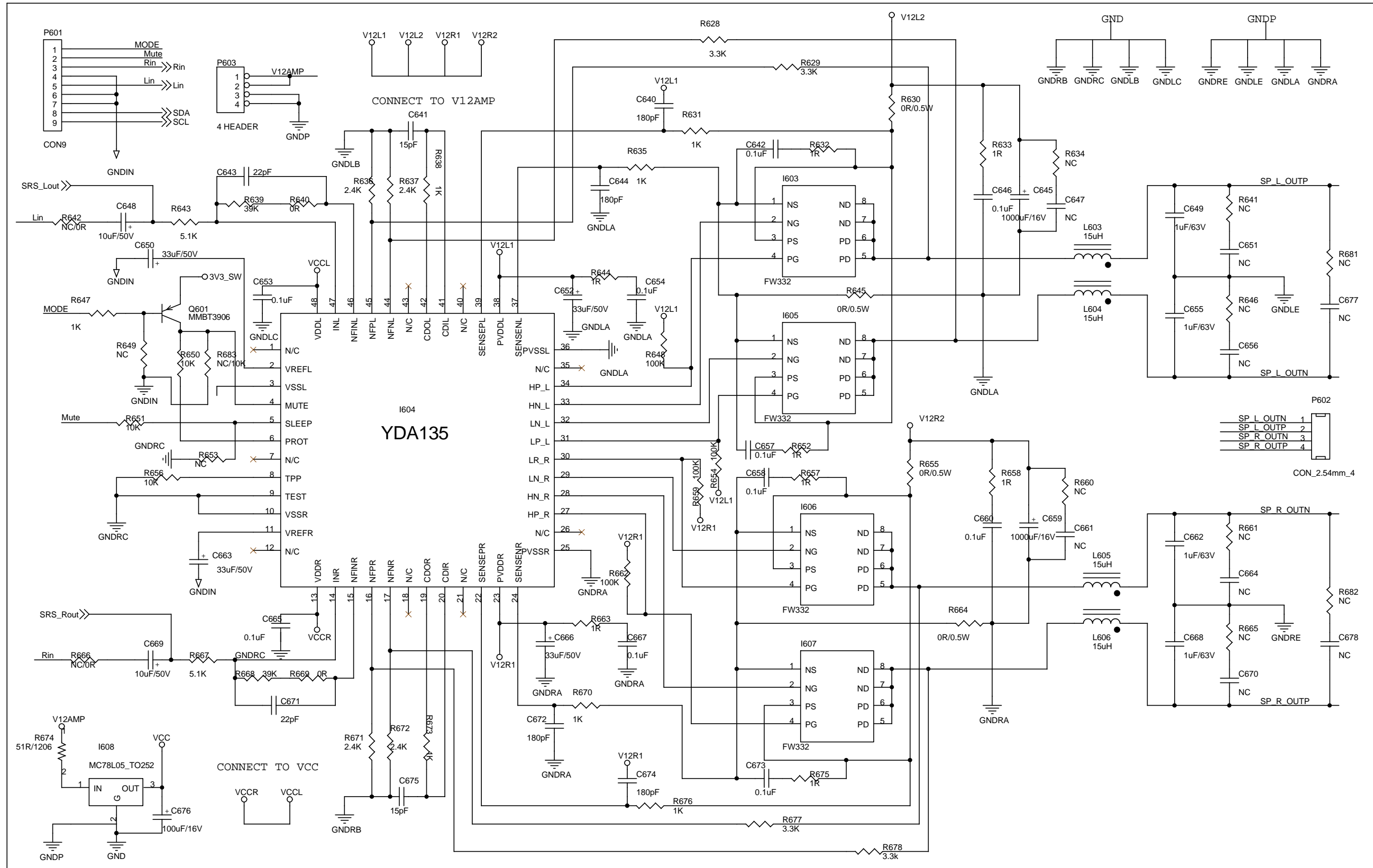
6.11 MCU



6.12 SRS

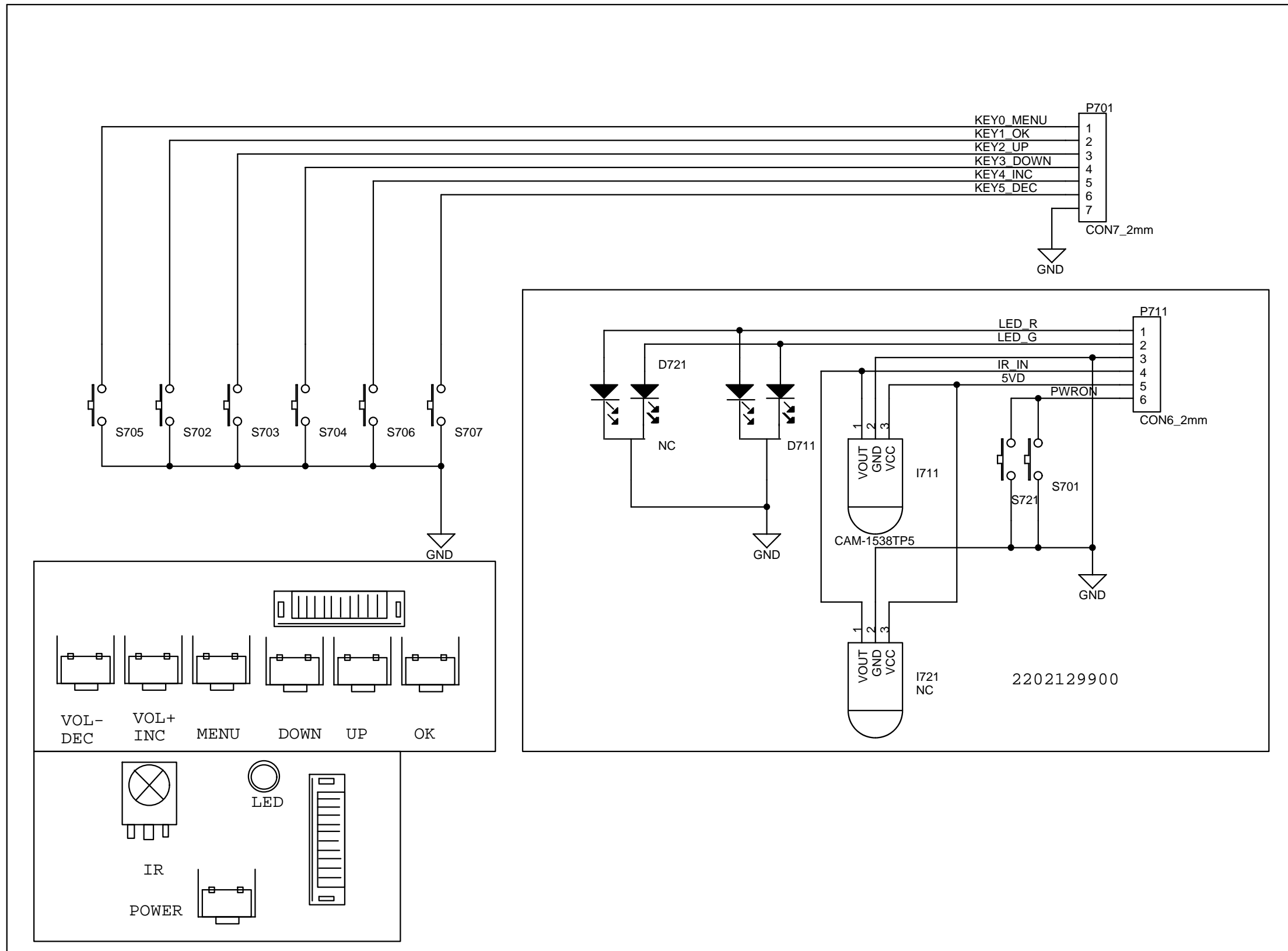


### 6.13 Audio AMP





### 6.14 Key-Pad IR



## 7. Working Theorem

### A. A/D converter (PC)

The ADC is to convert RGB analog signal to digital signal that scaling chip can acknowledge. The AD9883 is a complete 8-bit 110 MSPS monolithic analog interface optimized for capturing RGB graphic signal, a +3.3V power supply is necessary. Its 110 MSPS encode rate capability and full-power analog Bandwidth 110 MHz supports display resolutions of up to 1280\*1024 at 60 Hz.

A clamp signal is generated internally or may be provided through the CLAMP input pin. This device is fully programmable via a two-wire serial port.

The HSYNC input receives a logic signal and provide the frequency reference for pixel clock generation.

The clock generator COAST input may be used to stop synchronizing with HSYNC and continue producing a clock at its present frequency and phase.

The CLAMP logic input may be used to define the time during which the input signal is clamped to GND, establishing a black reference.

When the Power Down control input is bringing to low, AD9883 is put into a very low power dissipation mode, all the output buffers are placed in a high-impedance state.

### B. Video Decoder (video)

The t0956 is a highly integrated NTSC, PAL, and SECAM video decoder support for high quality LCD-TV video applications. With an embedded SDRAM controller, t0956 supports NTSC/PAL chroma and luma separation using a 3-dimensional adaptive comb filter for reducing the cross-luma and cross-chroma artifacts. The frame buffer is also used for 3D noise reduction circuit that resumes good visual quality when the input signal is a noisy video source.

The three 9-bit 108-MSPS A/D converters in the t0956 chip can be used for digitalizing RGB from PC or YPbPr component signals as well. Prior to each channel contains the AGC and clamping circuits with programmable gain and offset. A total of 10 video input terminals can be configured to combinations of RGB, YPbPr, CVBS, S-Video inputs. The component, composite, or S-Video signals are sampled at a free-run external clock frequency (20~80 MHz). After the video decoder processing, the video data was sent out with a line-locked alignment rate (27 MHz).

The t0956 comes with 128-pin QFP package.

### C. DVI input

The SiI169 Receiver uses PanelLink Digital technology to support HDTV and high-resolution digital displays for DTV and PC applications. It features High-bandwidth Digital Content Protection (HDCP) for secure delivery of high-definition video in consumer electronics products.

The SiI160 comes with integrated, pre-programmed HDCP keys, greatly simplifying manufacturing and providing the highest level of security. For improved ease of use, the SiI169 has enhanced jitter tolerance and low-power standby mode. PanelLink Digital technology is the world's leading DVI solution.

### D. Scaling controller

The t0932 chip is a LCD-TV controller chip for color display up to SXGA or 1400\*1050 wide screen panel. It includes a 96/64-bit controller for frame rate conversion and 3D interlace-to-progressive video processing. It also supports non-linear scaling for 4:3 to/from 16:9 conversion, flexible picture in video display, cinema to TV conversion, hue/saturation adjustment, and advanced OSD system.

The t0932 chip is targeted for the applications of high-end LCD-TV. It will accept all HDTV video signals for flat panel display. It comes with 336-pin and 316-pin BGA package.

General Feature:

- 96/64-bit DRAM controller for interlaced to progressive video processing and fram-rate conversion for computer graphics.
- PIP(picture in picture)
- On chip advanced OSD and pixel-based OSD from JPEG port.
- Hardware mode detection for HDTV.
- Two sets of mode detection for flexible simultaneous main-and sub-picture display.
- Copy protection detect and display enable.
- On chip hue, saturation, brightness, contrast, and gamma correction.
- Max pixel rate up to 135 MHz.
- Video Black White Expansion.
- Flesh tone adjustment.
- Improved temporal-spatial dithering.
- Non-linear scaling for 4:3 to/form 16:9 conversion.
- Auto cinema mode detection, 3:2/2:2 pull-down, and 3D de-interlacing.
- Desk and ceiling mode for projector application.
- PWMs(Pulse Width Modulators) from 28K to 100Hz.

**E. Audio**

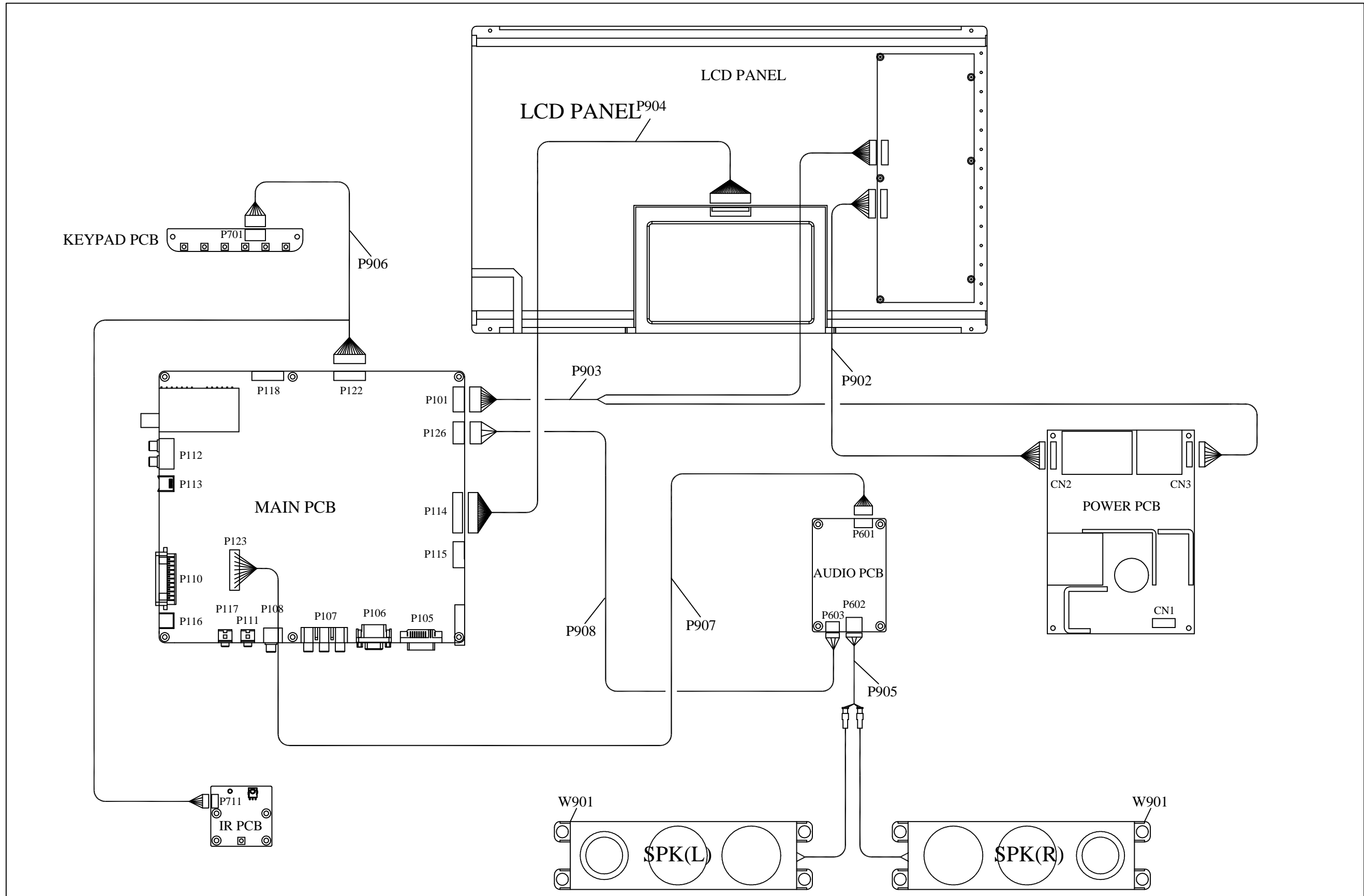
Three audio sources put into MSP 3425G or MSP 3445G which fist select the sources and do pre-amplify. The bass rrelbe control also be provided. The conrol of all the functions is accomplished by serial bus. Audio amplifier put into IC YDA135 is a class-D amplifier that is output power of 20W/channel on a 12V power supply operation .

The AP8210 SRS WOW Universal Audio Processor(UAP) isan extraordinary and highly single chip audio enhancement processor based on SRS Lab Inc.' s patented WOW technology.

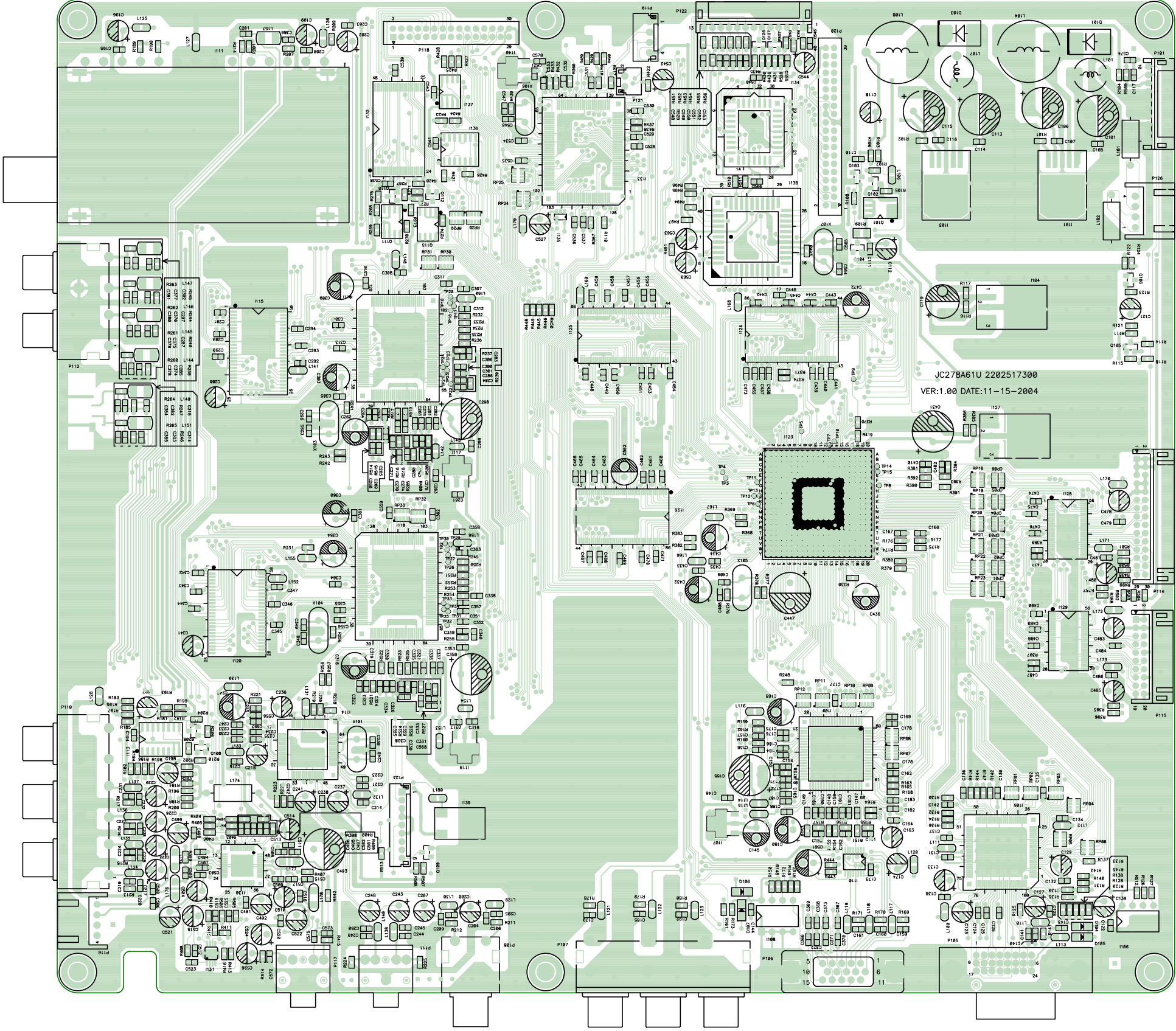
**F. Tuner**

The Antenna receive the TV signal and modulate it to the CVBS signal which can be recognized by the decoder and FM-stereo/FM-mono/NICAM audio signal output to the sound Automatic standard decoder IC MSP3425G or MPS3445G. The MCU can automatic detect the tuner and send order by serial bus.


## 8. Wiring Diagram



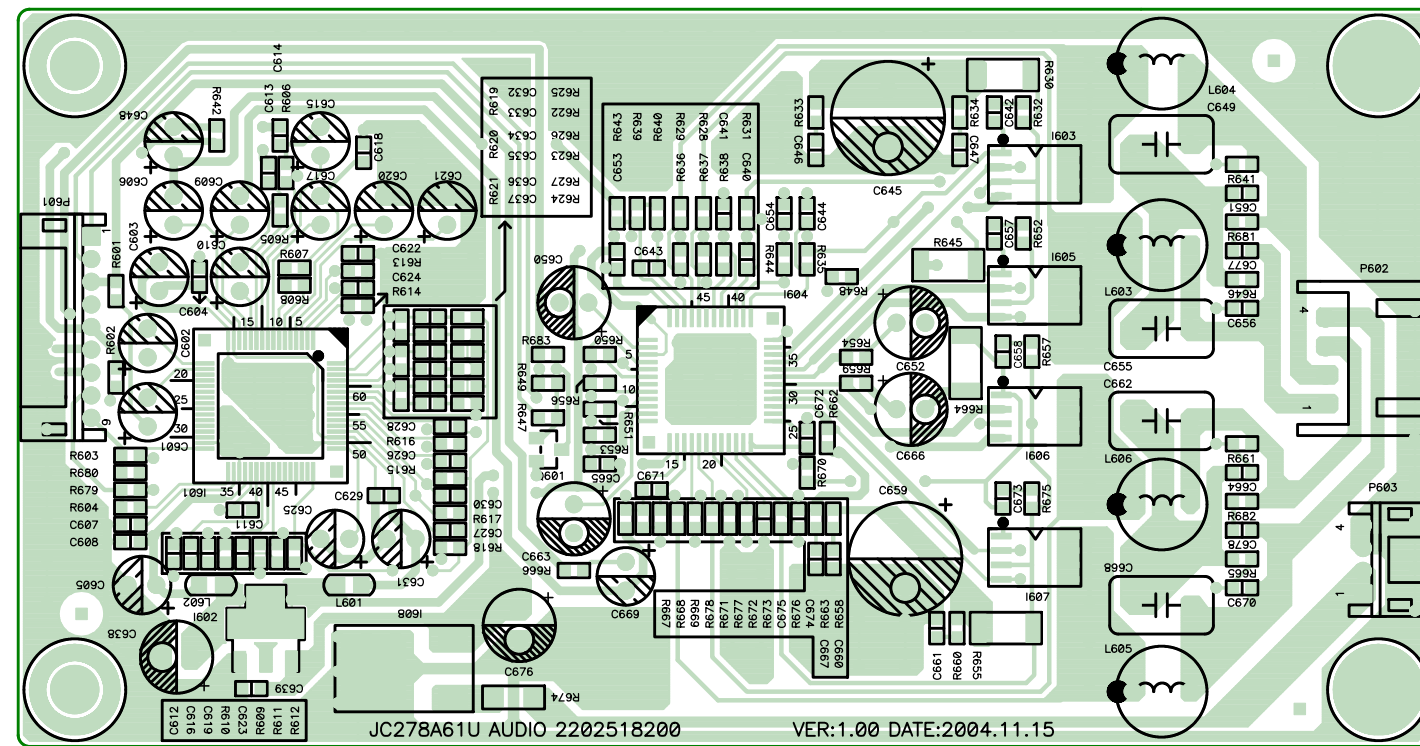
9. PCB Layout Diagrams  
9.1 MAIN PCB TOP VIEW



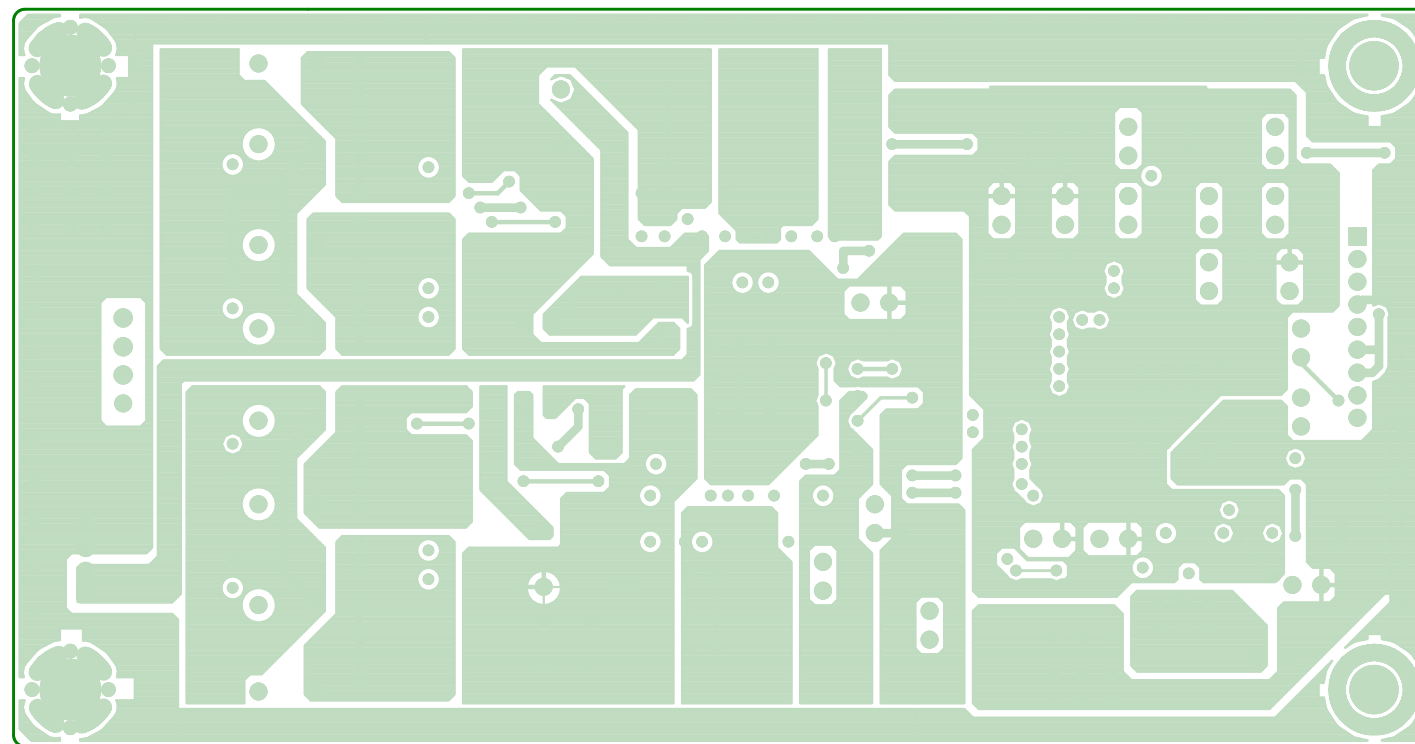
**9.2 MAIN PCB BOTTOM VIEW**



### 9.3 AUDIO PCB TOP VIEW

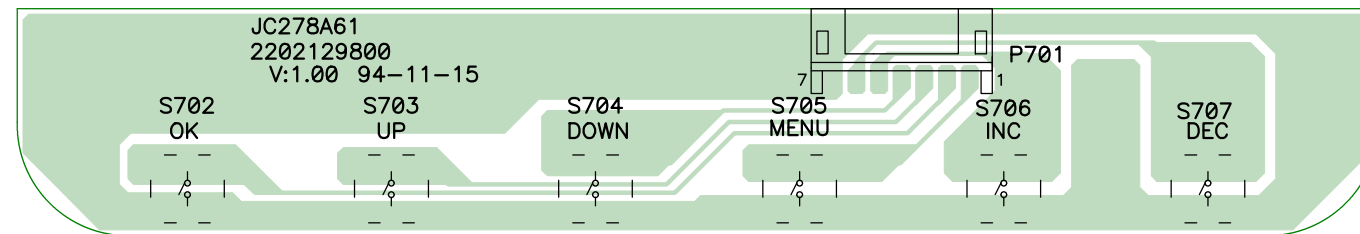


**9.4 AUDIO PCB BOTTOM VIEW**

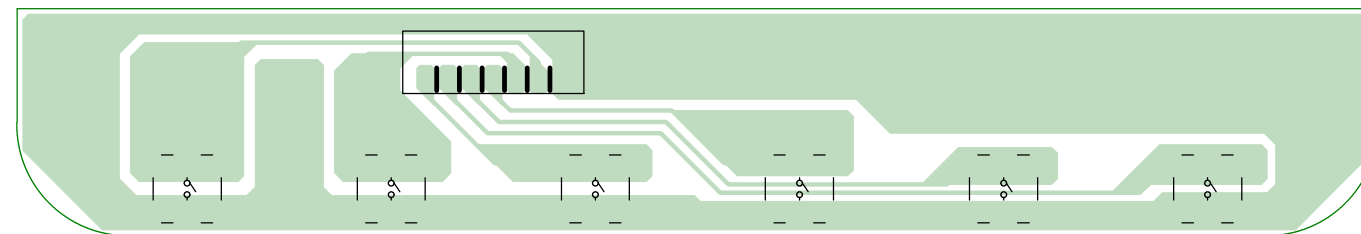




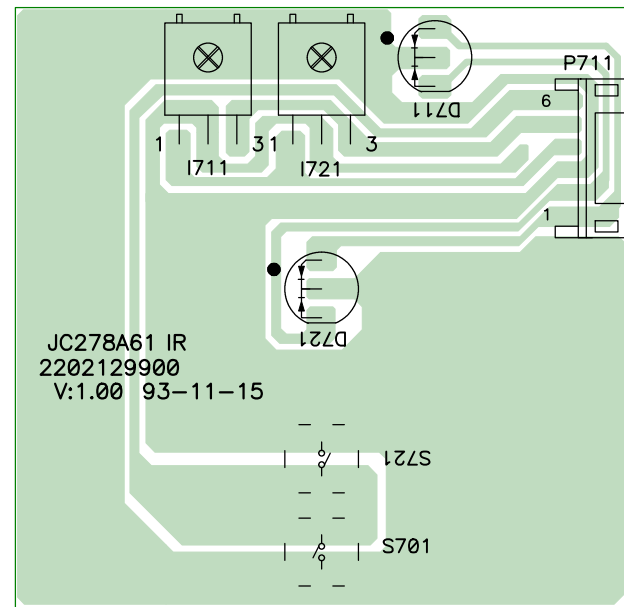
9.5 KEYPAD PCB TOP VIEW



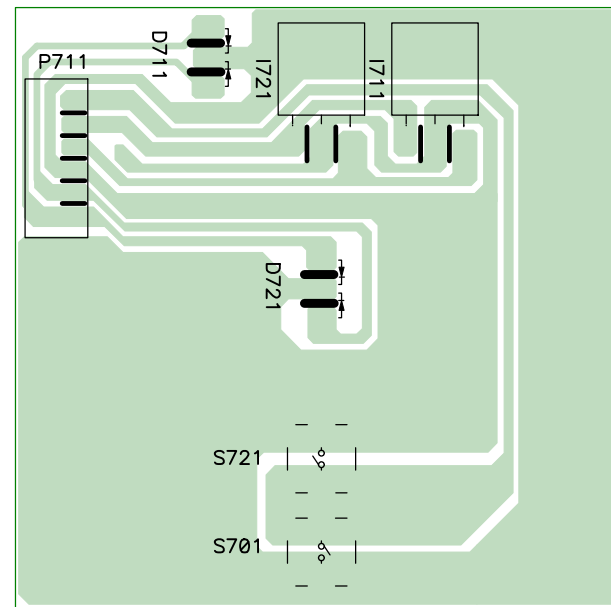
9.6 KEYPAD PCB BOTTOM VIEW



9.7 IR PCB TOP VIEW

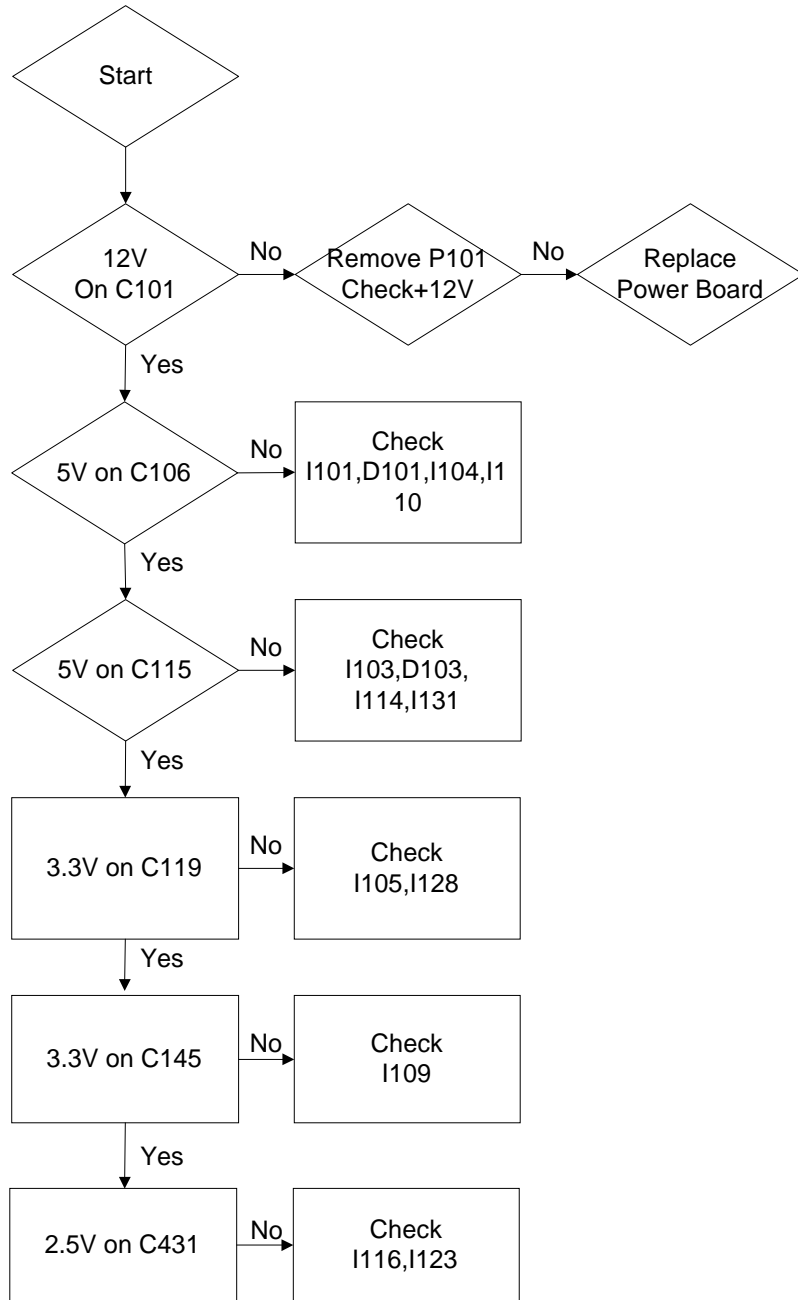


9.8 IR PCB BOTTOM VIEW

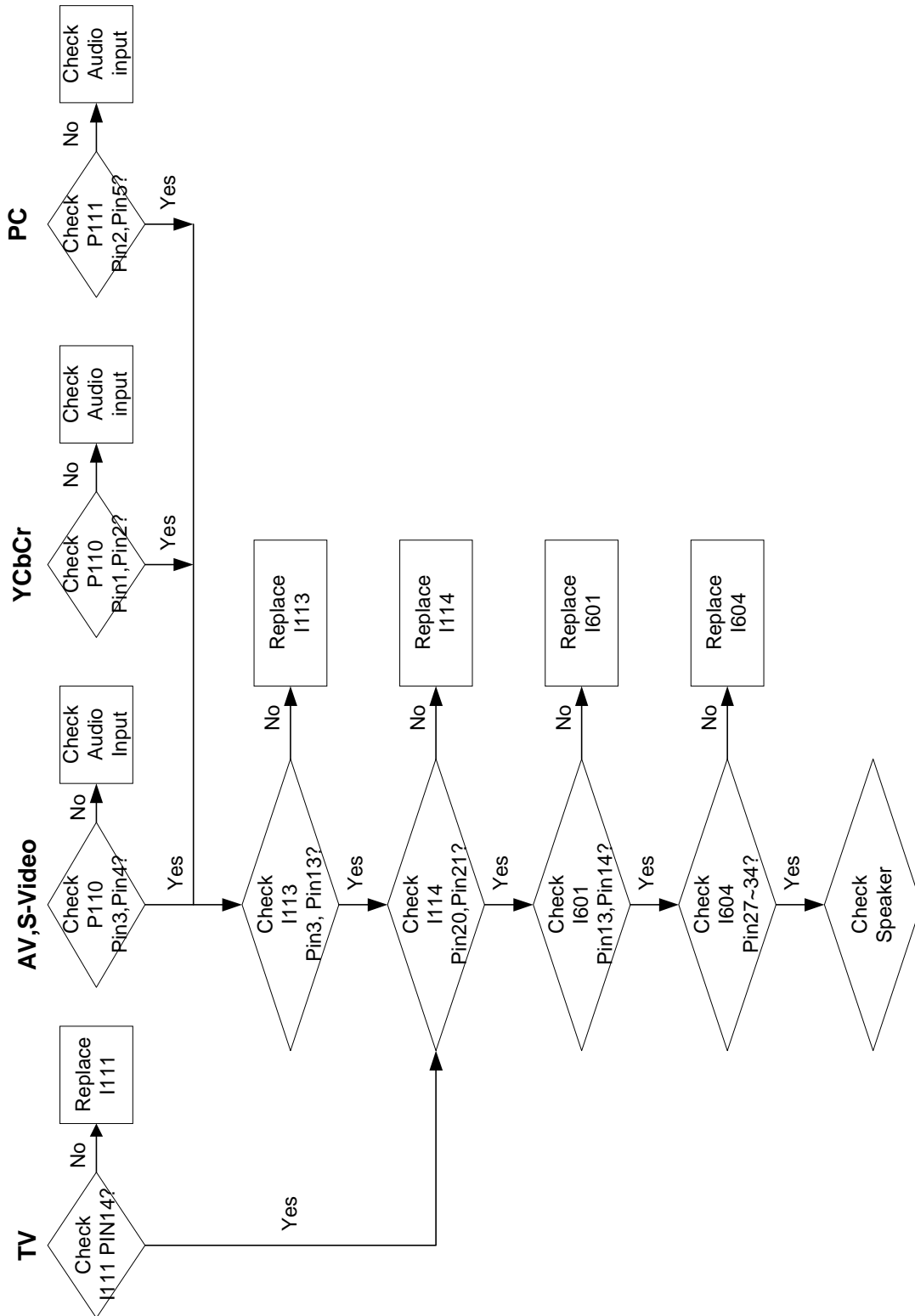


# 10. Trouble Shooting Flow Chart

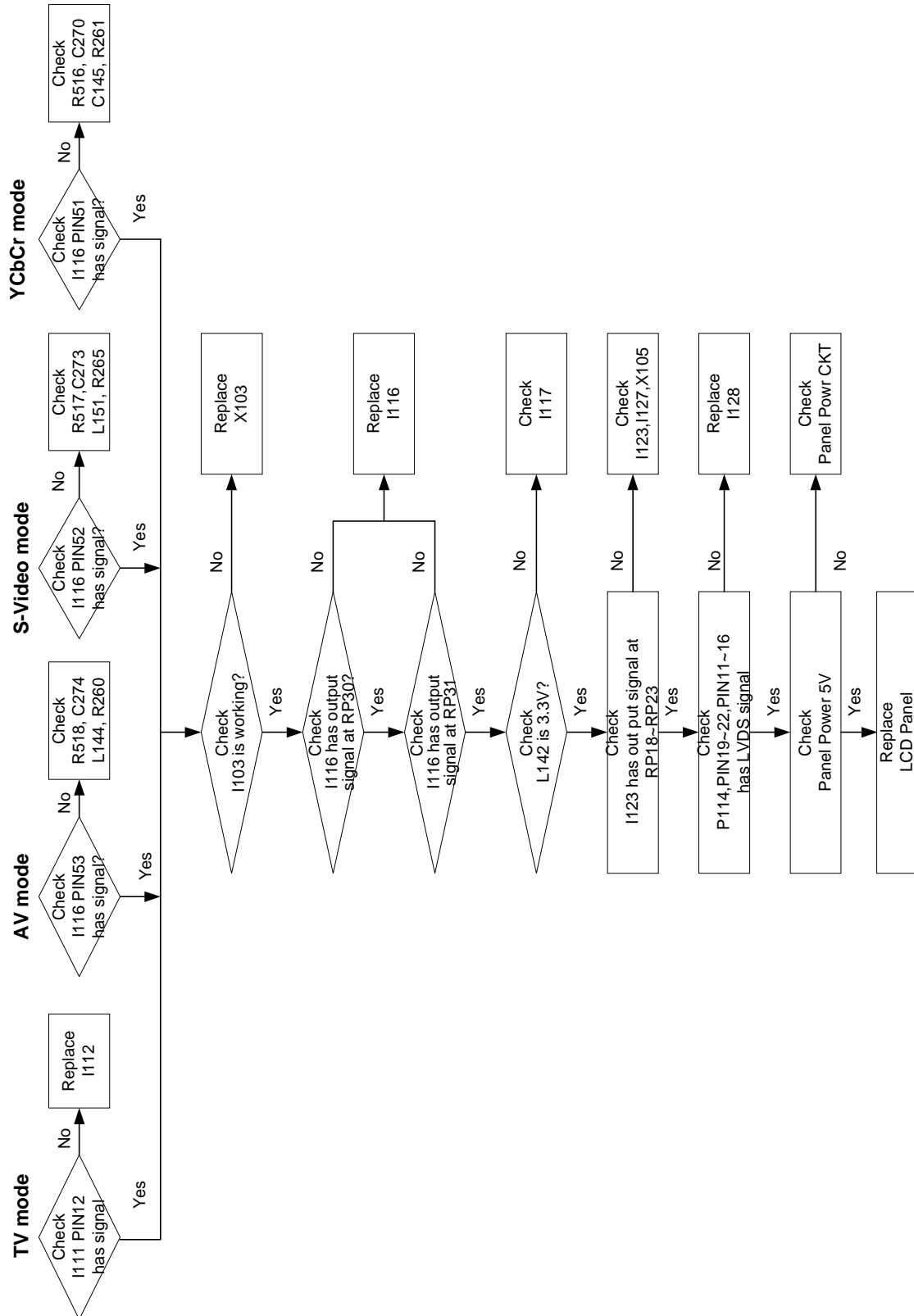
## 10.1. NO POWER

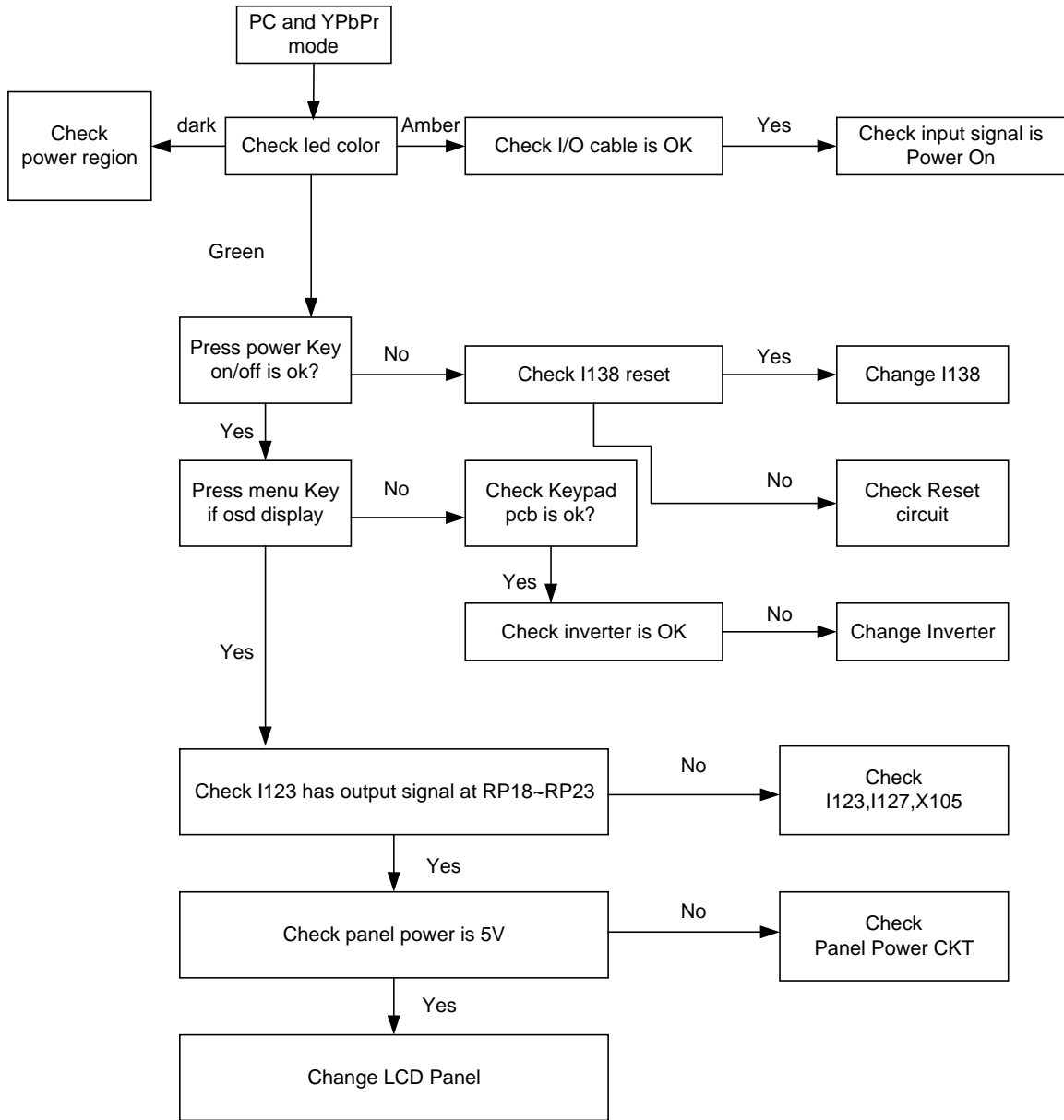


## 10.2. NO VOICE



### 10.3. NO DISPLAY







## 11. Adjustment

### 11.1. ADJUSTMENT CONDITIONS AND PRECAUTIONS

1. Approximately 30 minutes should be allowed for warm up before proceeding.
2. Adjustments should be undertaken only on those necessary elements since most of them have been carefully preset at the factory.
3. ESD protection is needed before adjustment.

### 11.2. MAIN ADJUSTMENTS

NO.	FUNCTION	DESIGNATION
1.	Eeprom Initial	Function Key
2.	White Balance	Function Key

### 11.3. ALIGNMENT PROCEDURES

#### Adjustment Conditions and Precautions:

- (A). Power supply voltage:  
AC 110/120V $\pm$  10% 60 Hz $\pm$  5%, AC 220/240V $\pm$  10% 50 Hz  $\pm$  5%.
- (B). Warm up time:  
The display must be power ON for at least 30 minutes at full white pattern before starting alignments.  
This is especially critical in color temperature and white balance adjustments.
- (C). Signals: reference the front detail specifications and timing table.  
Video : reference the front detail specifications.

#### 1. Eeprom Initial:

- A. Timing : 1024x768@60Hz.
- B. Pattern : Cross hatch.
- C. Switch off the power and press the “▲” and “▼” key simultaneously, and switch on the power. At this time we can enter into the factory mode.
- D. Select the “INITIAL” item and press ‘enter’ key to reset the Eeprom.

#### 2. White Balance Adjustment :

- A. Timing : 1024x768@60Hz.
- B. Pattern : 16 gray.
- C. Set CA110 color analyzer at the center of screen and along a perpendicular to the screen at 20cm from the display.
- D. Press menu key select the OSD page on INPUT SELECT and select MAIN:VGA.
- E. Press menu key change the OSD page to adjust page.
- F. Press “▼” key to select the “ AD BALANCE” item in the factory mode and press ‘enter’ key, then the white balance will be auto dadjusted .
- G. Color temperature verification :
  - (1)Color temperature medium verify : press “▼” ,“▲” key to move cursor to COLOR TEMPERATURE at factory mode and press “left” ,“right” key set in mediun, and then check the color temperature is  
WARM  $x=0.313 \pm 0.03$   $y=0.329 \pm 0.03$

MEDIUM  $x=0.283 \pm 0.03$   $y=0.298 \pm 0.03$   
COOL  $x=0.271 \pm 0.03$   $y=0.278 \pm 0.03$   
 $Y \geq 300 \text{ cd/m}^2$

- H. Press menu key select the OSD page on INPUT SELECT and select MAIN:YPbPr  
Input source : DVD Player  
Pattern : color bar.
- I. Repeat the F and G step.

## 12. Recommended Spare Parts List

### RECOMMENDED SPARE PARTS LIST (N2750w-1 for "M-Model")

ViewSonic Model Number: VS10576-1M

Rev: 1c

Serial No. Prefix: **PJL**

Item	Description	ECR/ECN	ViewSonic P/N	Ref.P/N	Location	Universal number#	Q'ty
1	<b>Accessories:</b>						
	AC Power Cord USA PC = 90° 1.83M Black		A-00001784	2427130117	P951		1
2	Remote Control Block JC278A ViewSonic N2750 USA		A-00001785	2419200013			1
3	<b>PC Board Assembly:</b>						
	PCB ASS'Y Block (MAIN)		B-00001786	6201-7027146301			1
4	PCB ASS'Y Block (CON)		B-00001787	6202-7027226101			1
5	PCB ASS'Y Block (AUDIO)		B-00001788	6205-7027226101			1
6	PCB ASS'Y Block (IR)		B-00001789	6206-7027226101			1
7	<b>Cabinets:</b>						
	Cabi Back JC278 ABS 94V0 Black #4001		C-00001790	2022262602			1
8	Bezel Assembly JC278 ABS 94V0 Black #4001		C-00001791	2603307683			1
9	<b>Cables:</b>						
	I/O Cable D15/D15 20276(3+6) 1.83M Black		CB-00001792	2427501187	P961		1
10	<b>Documentation:</b>						
	Onwer Guide ViewSonic N2750W VS10576-1M		DC-00001793	2001131286			1
11	Guarant Card ViewSonic N2750W QSG New		DC-00001794	2002310434	6P81		1
12	<b>Electronic</b>						
	LCD Panel CMO V270W1-L03		E-00001795	2212006100			1
13	<b>Hardware:</b>						
	Bracket, Fix JC278 Base Aluminum Black 4001		HW-00001796	2071870401			1
14	<b>Packing Material:</b>						
	Carton Box ViewSonic N2750W VS10576-1M		P-00001797	2011127001			1
15	Polyfoam JC278 EPE Up (L)		P-00001798	2012177500	6P20		1
16	Polyfoam JC278 EPE Up (R)		P-00001799	2012177600	6P21		1
17	Polyfoam JC278 EPE Down		P-00001800	2012178400	6P22		1

Remark 1: Above listed items are examples, supplier can expand the rows to add more necessary items.

Remark 2: All revised RSPLs with newly added items or any change made should be highlighted and correlated with the ECN/ECR approved by ViewSonic Corporation. This is to eliminate repeated cross checks of each item between this version and prior

## BOM LIST (N2750w-1M)

ViewSonic Model Number: VS10576-1M

Rev: 1a

Serial No. Prefix: P JL

Item	ViewSonic P/N	Ref. P/N	Description	Location	Universal number#	Q'ty	
1	N/A	2024267302	FRONT BEZEL	JC278 ABS 94V0 BLACK #4001	1F01	1	
2	N/A	2054256001	ORNAMENT	JC278 FRONT BAR ABSHB AL-PLATE	1F02	1	
3	N/A	2033150400	IR COVER	JC278 PC LIMPID PANTONE 476C	1F03	1	
4	N/A	2053753901	LED INDIC.-PWR	JC278 ABS 94V0 AL-PLATE	1F04	1	
5	N/A	2044266501	FUNCTION KEY	JC278 ABS 94V0 AL-PLATE POWER	1F05	1	
6	M-SCW-0824-0285	2084730082	SCREW,BND T+	M3X8(BND T+)	1F06 1F21 1F28	14	
7	N/A	2071971300	METAL FITTG	JC278 SECC t=1.0mm FOR PANEL	1F10	1	
8	N/A	2080005200	SCREW,SPE	M3*3 TYPE I FOR HS PANEL NI	1F11	10	
9	M-SCW-0824-0811	2080003700	SCREW,SPE	1SZZTER001A M3*6L MSWR17/FZMY1	1F12 1F15 1F29 1F39	36	
10	N/A	2072050400	METAL FITTG-I/O	JC278 SECC t=1.0mm IO MAIN(U)	1F13	1	
11	N/A	2083730108	SCREW,BND T+	M3X10,T24,F,NI	1F14 1F18	6	
12	N/A	2072050500	METAL FITTG-I/O	JC278 SECC t=1.0mm IO SIDE(U)	1F15	1	
13	N/A	2082340102	SCREW,CSK+	SCREW F M4X10 (CSK+)	1F16 1F24 1F31	19	
14	N/A	2027259402	DUST COVER	JC278 ABS 94HB BLACK #4001	1F17	1	
15	N/A	2071971400	METAL FITTG	JC278 SECC t=1.0mm FOR SPK	1F19	1	
16	N/A	2071870300	BRACKET,FIX	JC278 Aluminum	1F22	1	
17	N/A	2082740122	SCREW,BND+	M4X12 (BND+)	1F23 2C06	10	
18	N/A	2027259002	DUST COVER	JC278 ABS 94V0 BLACK #4001	1F26	1	
19	N/A	2044266601	FUNCTION KEY	JC278 ABS 94V0 AL-PLATE FUNCTI	1F27	1	
20	N/A	2071671000	SHIELD PLATE	JC278 SECC t=1.0mm	1F30	1	
21	N/A	2083630068	SCREW FMS+	M3X6,M,S-TITE,F,NI	1F32	2	
22	N/A	2080040062	SCREW,SPE	M4*8 PMS-3/W	1F33	1	
23	N/A	2072459100	INSULATOR	PC FR700 180X130 SONY T4000	1F36	1	
24	PL-HD-0705-0116	2074191000	HOLDER	JK1461 JEAN	1F37	1	
25	N/A	2071871100	BRACKET,FIX	JC278 SECC T=0.8mm FOR SWITCH	1F38	1	
26	C-00001790	2022262602	CABI BACK	JC278 ABS 94V0 BLACK #4001	2C01	1	
27	N/A	2027259202	DUST COVER	JC278 ABS 94HB BLACK #4001	2C03	1	
28	N/A	2027259302	DUST COVER	JC278 ABS 94HB BLACK #4001	2C04	1	
29	N/A	2027259102	DUST COVER	JC278 ABS 94HB BLACK #4001	2C05	1	
30	C-00001876	2071870401	BRACKET,FIX	JC278 BASE ALUMINUM BLACK 4001	5B01	1	
31	PL-PD-0714-0069	2039802303	FOOT PAD	VA520 CR420x 16.5x5.8 BLACK	5B02	6	
32	N/A	2082750402	SCREW,BND+	M5X40,M,P,ZN-CC	5B03	4	
33	P-00001797	2011127001	CARTON BOX	VIEWSONIC N2750W VS10576-1M	6P01	1	
34	N/A	2055632073	LABEL	N2750W VS10576-1M(M)	6P02	1	
35	N/A	2055636028	LABEL	N2750W VS10576-1M SMALL LABEL	6P05	1	
36	M-LB-0813-0856	2055613379	LABEL	ViewSonic CONTAINER LABEL	6P11	1/9	
37	M-LB-0813-0530	2055617101	LABEL	10*20 HI-POT TESTED 0K	6P13	1	
38	M-LB-0813-0959	2055613392	LABEL	VSC HIGH VOLTAGE WARNING LABEL	6P14	1	
39	P-00001798	2012177500	POLYFOAM	JC278 EPE UP(L)	6P20	1	
40	P-00001799	2012177600	POLYFOAM	JC278 EPE UP(R)	6P21	1	
41	P-00001800	2012178400	POLYFOAM	JC278 EPE DOWN	6P22	1	
42	N/A	2055135010	LABEL	VIEWSONIC N2750W VS10576-1M	6P50	1	
43	M-LB-0813-0528	2055103400	LABEL	JK0936F WEN	6P52	1	
44	M-LB-0813-0002	2056603050	SERIAL LABEL	VIEWSONIC LCD SERIAL LABEL	6P56 6P54 6P55 6P51	4	
45	N/A	2013054003	POLYETHY BAG	850X950mm HDPE BAG	6P60	1	
46	DC-00001793	2001131286	OWNER GUIDE	VIEWSONIC N2750W VS10576-1M	6P80	1	
47	DC-00001794	2002310434	GUARANT CARD	VIEWSONIC N2750W QSG NEW	6P81	1	
48	N/A	2011100017	CARTON BOX	360X220X50mm (WXDXH) BOX(B)	6P85	1	
49	M-MS-0808-1316	2013222536	POLYETHY BAG	250mmx350mmx0.3 ADD>PE-LD<	6P86	1	
50	N/A	2072257200	HEAT SINK	JP166K AL28*28*8H	9H01	1	
51	N/A	2063451300	ADHESI SHEET	JC186H PVC 7.5X7.5X3t	9R80	1	
52	N/A	2005100500	BATTERY,DRY	R03UG UM3-1.5V TOSHIBA	B901	2	
53	E-C-0404-3096	2335310812	CAP,ELE LOW ESR 105°C	EC 1000u/ 16V 10*20 P=5.0 K	C101	1	
	E-C-0404-3815	2346410496	CAP,CHIP 85°C	CS 0603/Y5V/50V 0.1u Z T	C105 C107 C110 C111 C114 C116 C122 C124 C125 C126 C128 C130 C131 C132 C134 C135 C136 C137 C138 C143 C144 C146 C164 C165 C169 C170 C171 C172 C173 C175 C176 C177 C178 C181 C182 C183 C184 C186 C187 C188 C189 C190 C191 C194 C195 C200 C214 C215 C216 C238 C242 C247 C261 C263 C264 C265 C266 C267 C268 C269 C270 C271 C273 C274 C275 C276 C278 C279 C280 C281 C282 C290 C291 C292 C293 C294 C299 C300 C301 C304 C305 C306 C307 C308 C310 C311 C312 C313 C411 C412 C413 C414 C415 C416 C417 C418 C419 C420 C421 C422 C423 C424 C425 C426 C427 C428 C429 C430 C43 C435 C437 C438 C439 C440 C441 C442 C443 C444 C445 C446 C448 C449 C450 C451 C452 C453 C454 C455 C456 C457 C458 C459 C460 C461 C462 C463 C464 C465 C466 C467 C468 C469 C470 C471 C473 C474 C475 C476 C477 C479 C481 C484 C486 C487 C488 C489 C490 C528 C529 C538 C539 C540 C543 C545 C548 C549 C550 C551 C552 C553 C555 C558 C559 C560 C566 C570 C571 C604 C607 C608 C622 C624 C626 C627 C628 C629 C630 C632 C633 C634 C635 C636 C637 C639 C642 C646 C653 C654 C657 C658 C660 C665 C667 C673		206
54	N/A	2335215811	CAP,ELE LOW ESR 105°C	EC 1500u/ 10V10*16 P=5.0 C	C106 C115	2	
55	N/A	2333347613	CAP,ELE 105°C	EC 47u/ 16V 5*11 P=2.5 T	C112 C118	2	
		2341133196	CAP,CHIP 125°C	CS 0603/COG/50V 330p J T	C117 C201 C234 C235 C285 C287 C297 C302 C314 C315 C374 C375 C376 C377 C382 C383 C386 C572 C573 C574 C575	21	
57	N/A	2333322791	CAP,ELE 105°C	EC 220u/ 16V 8*11 P=5.0 T	C119	1	
58	N/A	2333610613	CAP,ELE 105°C	EC 10u/ 50V 5*11 P=2.5 T	C123 C127 C129 C133 C139 C197 C198 C202 C204 C207 C217 C218 C222 C226 C229 C237 C243 C248 C518 C563 C569 C601 C602 C603 C605 C606 C609 C610 C615 C617 C620 C621 C631 C648 C669	35	
59	N/A						

Item	ViewSonic P/N	Ref. P/N	Description		Location	Universal number#	Q'ty
60	E-C-0404-3898	2341110096	CAP,CHIP 125°C	CS 0603/COG/50V 10p J T	C142 C162		2
		2336310713	CAP,MINI ELE 105°C	EC 100u/ 16V 6.3*7 P=2.5 T	C145 C168 C180 C246 C262 C303 C309 C432 C434		14
61	N/A				C436 C561 C562 C638 C676		
		2346147396	CAP,CHIP 125°C	CS 0603/X7R/50V 0.047u K T	C147 RA		3
62	N/A				C148 RA		
					C149 RA		
		2346247396	CAP,CHIP 125°C	CS 0603/X7R/25V 0.047u K T	C147 RB		3
63	N/A				C148 RB		
					C149 RB		
64	E-C-0404-4424	2346110396	CAP,CHIP 125°C	CS 0603/X7R/50V 0.01u K T	C150 C611		2
65	E-C-0404-4423	2341122096	CAP,CHIP 125°C	CS 0603/COG/50V 22p J T	C151 C152 C153 C564 C565 C643 C671		7
66	E-C-0404-4225	2346139296	CAP,CHIP 125°C	CS 0603/X7R/50V 3900p K T	C154 C284		2
67	N/A	2336347791	CAP,MINI ELE 105°C	EC 470u/ 16V 8*9 P=5.0 T	C155 C298 C431 C447		4
68	N/A	2346139396	CAP,CHIP	CS 0603/X7R/50V 0.039u K T	C156 C286		2
69	N/A	2349901296	CAP,CHIP SPEC	V-PORT0603 22p	C159 C160 C161 C179 C185 C192		6
		2336347613	CAP,MINI ELE 105°C	EC 47u/ 16V 5*7 P=2.5 T	C163 C174 C196 C199 C288 C478 C480 C483 C485		13
70	E-00000999				C524 C526 C527 C544		
71	E-C-0404-4224	2341147096	CAP,CHIP 125°C	CS 0603/COG/50V 47p J T	C166		1
		2341110196	CAP,CHIP 125°C	CS 0603/COG/50V 100p J T	C167 C205 C206 C208 C209 C219 C220 C224 C225		18
72	E-C-0404-4828				C227 C228 C231 C232 C244 C245 C249 C250 C567		
73	N/A	2346168396	CAP,CHIP 125°C	CS 0603/X7R/50V 0.068u K T	C203		1
74	N/A	2341156096	CAP,CHIP 125°C	CS 0603/COG/50V 56p J T	C221 C223		2
		2346710596	CAP,CHIP 85°C	CS 0603/Y5V/16V 1.0u Z T	C230 RA		5
75	E-00003865				C233 RA		
					C519 RA		
					C520 RA		
					C525 RA		
		2346610596	CAP,CHIP 85°C	CS 0603/Y5V/10V 1.0u Z T	C230 RB		5
76	N/A				C233 RB		
					C519 RB		
					C520 RB		
					C525 RB		
77	E-C-0404-3900	2341133096	CAP,CHIP 125°C	CS 0603/COG/50V 33p J T	C239 C240 C408 C409		4
78	N/A	2333633513	CAP,ELE 105°C	EC 3.3u/ 50V 5*11 P=2.5 T	C241		1
79	E-C-0404-4422	2341118096	CAP,CHIP 125°C	CS 0603/COG/50V 18p J T	C295 C296		2
		2349901096	CAP,CHIP SPEC	AC0603470A 47P±10% INPAQ	C366 C367 C368 C369 C370 C371 C372 C373 C378		14
80	N/A				C379 C380 C381 C384 C385		
81	E-C-0404-5321	2333310713	CAP,ELE 105°C	EC 100u/ 16V 6.3*11 P=2.5 T	C472		1
82	N/A	2346747496	CAP,CHIP 85°C	CS 0603/Y5V/16V 0.47u Z T	C523 C616		2
83	E-C-0404-3816	2346110296	CAP,CHIP 125°C	CS 0603/X7R/50V 1000p K T	C556 C557		2
84	N/A	2346115396	CAP,CHIP 125°C	CS 0603/X7R/50V 0.015u K T	C612		1
85	N/A	2346422496	CAP,CHIP 85°C	CS 0603/Y5V/50V 0.22u Z T	C619		1
86	N/A	2346147296	CAP,CHIP 125°C	CS 0603/X7R/50V 4700p K T	C623		1
87	N/A	2333647513	CAP,ELE 105°C	EC 4.7u/ 50V 5*11 P=2.5 T	C625		1
88	N/A	2341118196	CAP,CHIP 125°C	CS 0603/COG/50V 180p J T	C640 C644 C672 C674		4
89	E-C-0404-4909	2341115096	CAP,CHIP 125°C	CS 0603/COG/50V 15p J T	C641 C675		2
90	N/A	2333310801	CAP,ELE 105°C	EC 1000u/ 16V10*17 P=5.0 C	C645 C659		2
		2301310591	CAP,MTL	MEB 1.0u/ 63V P=5.0 J T	C649 RA		4
91	N/A				C655 RA		
					C662 RA		
					C668 RA		
		2301510591	CAP,MTL	CF93M 1.000UF 100V J T	C649 RB		4
92	E-00000804				C655 RB		
					C662 RB		
					C668 RB		
93	N/A	2333633613	CAP,ELE 105°C	EC 33u/ 50V 6.3*11 P=2.5 T	C650 C652 C553 C666		4
94	N/A	2364301696	DIODE,SCHOTTKY(SMD)	MS22 DO-214AA MOSPEC	D101 D103		2
		2364600396	DIODE,SWITCH SMD	LL4148 DIODES MINIMELF	D104 RA		4
95	E-D-0403-2041				D105 RA		
					D106 RA		
					D107 RA		
		2364600496	DIODE,SWITCH SMD	MM4148 GRANDE MINI MELF	D104 RB		4
96	N/A				D105 RB		
					D106 RB		
					D107 RB		
		2364600196	DIODE,SWITCH SMD	LL4148 3.5X1.5 TEMIC GS08	D104 RC		4
97	E-D-0403-1667				D105 RC		
					D106 RC		
					D107 RC		
98	M-MS-0808-6352	2363703800	LED	LED 3 GRN/YEL	D711		1
99	A-00001785	2419200013	CONT BLOCK	JC278A VIEWSONIC N2750 USA	H901		1
100	N/A	2365806396	IC,LINEAR(SMD)	SI-8050SD 5V/3A SANKEN	I101 I103		2
101	E-IC-0401-2123	2365807496	IC,LINEAR(SMD)	AIC1084-33CM AIC TO-263	I104 RA		1
102	E-IC-0401-2745	2365810796	IC,LINEAR(SMD)	API084K33A(3.3V) TO-263 ATC	I104 RB		1
103	N/A	2365809196	IC,LINEAR(SMD)	CM1084SCN263 CHAMPION SO263	I104 RC		1
104	N/A	2365933396	IC,DIGITAL SMD	Si1169 TQFP-100 SI	I105		1
105	N/A	2365104000	IC MEMORY (EEPROM)	24LC22A PDIP-8 MICROCHIP	I106		1
		2365808196	IC,LINEAR(SMD)	AP1117E-3.3V SOT-223 ATC	I107 RA		3
106	E-IC-0401-2924				I117 RA		
					I602 RA		
		2365808396	IC,LINEAR(SMD)	AIC1117-33CY AIC SOT-223	I107 RB		3
107	N/A				I117 RB		
					I602 RB		
		2365809496	IC,LINEAR(SMD)	CM1117SCM-3.3V SOT223 CHAMPION	I107 RC		3
108	N/A				I117 RC		
					I602 RC		
109	E-IC-0401-2017	2365412600	IC,DIGITAL	24LC21A/P MICROCHIP	I108 RA		1
110	N/A	2365424400	IC,DIGITAL	ST24LC21BB6 ST PSDIP8	I108 RB		1

Item	ViewSonic P/N	Ref. P/N	Description	Location	Universal number#	Q'ty
111	N/A	2365919496	IC,DIGITAL SMD	AD9883AKST-110 ANALOG DEVICES	I109	1
112	N/A	2365915796	IC,DIGITAL SMD	ADG774BRQ QSOP-16 ADI	I110 RA	1
113	E-00003530	2365813796	IC,LINEAR(SMD)	TS5V330DR SOIC-16 TI	I110 RB	1
114	E-00002470	2416901600	UV TUNER	FQ1236/F H-3(US) PHILIPS	I111	1
115	N/A	2365814796	IC,LINEAR(SMD)	HEF4052BT SOT109-1 PHILIPS	I113	1
116	N/A	2365930196	IC,DIGITAL SMD	MSP3425G PMQFP64 Micronas	I114 RA	1
117	N/A	2365930596	IC,DIGITAL SMD	MSP3445G-B8 PMQFP-64 Micronas	I114 RB	1
118	N/A	2365923896	IC,DIGITAL SMD	MT2L1616A-7 ESMT	I115 RA	1
119	N/A	2365925596	IC,DIGITAL SMD	GLT5160L16 G-LINK TSOP	I115 RB	1
120	N/A	2365933096	IC,DIGITAL SMD	t0956 LQFP-128 Turmpion	I116	1
121	N/A	2365932896	IC,DIGITAL SMD	t-0932 BGA-336L Trumppion	I123	1
122	N/A	2365103696	IC MEMORY (SDRAM)	K4S643232H-TC60 TSOP86 SAMSUNG	I124 I125 I126	3
123	N/A	2365814596	IC,LINEAR(SMD)	AIC1084-25CM TO-263 AIC	I127 RA	1
124	N/A	2365814696	IC,LINEAR(SMD)	CM1084KCN263 TO-263 CHAMPION	I127 RB	1
125	N/A	2365932996	IC,DIGITAL SMD	t0383JS TSSOP-56 Turmpion	I128 RA	1
126	N/A	2365917896	IC,DIGITAL SMD	DS90C383AMTDX TSSOP-56 NS	I128 RB	1
127	E-IC-0401-2124	2365917996	IC,DIGITAL SMD	SN75LVDS83DGG TI	I128 RC	1
128	E-IC-0401-1932	2365920096	IC,DIGITAL SMD	THC63LVDM83A THINE	I128 RD	1
129	N/A	2365812796	IC,LINEAR(SMD)	TPA6110A2 HTSSOP-8 TI	I131	1
130	E-IC-0401-2269	2365915896	IC,DIGITAL SMD	24LC16B/SN MICROCHIP SO08	I137 RA	1
131	N/A	2365100996	IC,MEMORY	AT24C16AN-10SI-2.7 SOIC8 ATMEL	I137 RB	1
132	E-00002108	2365103596	IC MEMORY	STK6012Px-5V PLCC-44 Syntek	I138	1
133	N/A	2365813096	IC,LINEAR(SMD)	L78M08CDT TO-252 ST	I139	1
134	N/A	2365813996	IC,LINEAR(SMD)	AP8210Q LQFP-64 ASP	I601	1
		2360700796	FET P&N-CH	FW332-TL-E SOP-8 SANYO	I603 RA I605 RA I606 RA I607 RA	4
135	N/A		FET P&N-CH	SI4532DY SO-8 FAIRCHILD	I603 RB I605 RB I606 RB I607 RB	4
136	N/A	2360700896				
137	N/A	2365933196	IC,DIGITAL SMD	YDA135 LQFP-148 YAMAHA	I604	1
138	N/A	2365809796	IC,LINEAR(SMD)	L78M05CDT ST DPAK	I608	1
139	N/A	2419301100	RECEIV BLOCK	PL-IRM0206-A538 PARA LIGHT	I711	1
140	N/A	2433317201	SHIELDING FOAM	W17*H17*L20mm	K901	2
141	N/A	2434325603	SHIELDING TAPE	W25*L60*T0.06 (AL)	K902	1
142	N/A	2434420601	AL SHIELDING TAPE	W40*L60mm (AL)	K903	2
143	E-L-0407-1533	2371154600	COIL,CHOKE	JD176 5.2UH 15.5T(REF)	L101 L107	2
144	N/A	2371140001	COIL,CHOKE	40uH 0.7mm*30.5Ts T50-52B	L104 L108	2
145	N/A	2379500196	BEAD,HI-CURRENT	Z= 80ohm 0805 I=6.0A	L106	1
		2379520196	BEAD,HI-CURRENT	Z= 200ohm 0805 I=2.0A	L109 L110 L111 L112 L113 L114 L115 L116 L120 L125 L126 L127 L128 L131 L132 L139 L148 L150 L166 L167 L168 L169 L170 L171 L172 L173 L179	30
146	E-00003533					
147	N/A	2379380096	BEAD,HI-IMPEDANCE	Z= 80ohm(100MHZ-) 0603 200mA	L117 L118 L119 L121 L122 L123	6
148	N/A	2379360196	BEAD,HI-IMPEDANCE	Z= 600ohm(100MHZ-) 0603 200mA	L129 L130 L134 L135 L136 L137 L138 L140 L141	9
		2253200096	RES,CHIP 1/10W	RC 0603 1/10W 0 ohm J T	L142 L143 R117 R131 R133 R139 R203 R214 R222 R223 R232 R233 R234 R235 R236 R374 F377 R380 R381 R386 R388 R389 R390 R391 R392 R394 R397 R424 R442 R492 R497 R505 R506 R509 R529 R601 R602 R605 R606 R607 R640 R669	42
149	E-R-0405-6600					
150	N/A	2378633996	WOUND CHIP INDUCTOR	3.3uH 3225 K T	L144 L145 L146 L147 L149 L151 L157	7
151	E-L-0407-0013	2379101495	FERRITE CORE	3.5X9X0.8	L181 L182	2
152	N/A	2371115001	COIL,CHOKE	15uH/ 8*10 UEW 0.5mm/21.5Ts	L603 L604 L605 L606	4
153	N/A	2404301109	CONNECTOR	JST PH 10P SIDE P=2.0 OR EQUAL	P101	1
154	N/A	2404381106	CONNECTOR	2Ds-0341-001 DVI-D S.E	P105 RA	1
155	N/A	2404381104	CONNECTOR	QHI1121-FP0 DVI-D FOXCONN	P105 RB	1
156	N/A	2407430900	SOCKET (D-SUB)	DHSB-15FTF7 BLUE(661C) LEOCO	P106	1
157	N/A	2405313201	RCA JACK	RJ-1165*07-0300A JYE TAI	P107	1
158	N/A	2405322202	RCA JACK	RJ-1144*09-0300A JYE TAI	P108	1
159	N/A	2405332201	RCA JACK	RJ-1146*09-0300A JYE TAI	P110	1
160	N/A	2405105200	JACK,IP	PJ-0008PC-J (577C) KUON YI	P111	1
161	N/A	2405322201	RCA JACK	RJ-1145*IJ-0300A J.T OR EQUAL	P112	1
162	N/A	2407442900	SOCKET	DN-508BS-4 DIN(BLK) PETER'S	P113	1
163	N/A	2404322130	CONNECTOR	2R1L SIDE P=2.0mm 2046P30HT00	P114	1
164	N/A	2405105300	JACK,IP	PJ-0008PF-5 (284C) KUON YI	P117	1
165	N/A	2404300003	CONNECTOR	JST XH 4P TOP P=2.5 OR EQUAL	P119	1
166	N/A	2404301112	CONNECTOR	JST PH 13P SIDE P=2.0 OR EQUAL	P122	1
167	N/A	2404371008	CONNECTOR	JST PH 9P TOP P=2.0 OR EQUAL	P123 RA	1
168	N/A	2404390108	CONNECTOR	JWT A2001WV2-9P 9PIN P=2.0mm	P123 RB	1
169	M-MS-0808-6353	2404301003	CONNECTOR	JST XH 4P SIDE P=2.5 OR EQUAL	P126 P602	2
170	M-MS-0808-5483	2407310108	SOCKET,IC	2.54mmX7.62 08PIN DIP D/L	P127 P129	2
171	N/A	2404301108	CONNECTOR	JST PH 9P SIDE P=2.0 OR EQUAL	P601	1
172	N/A	2404301103	CONNECTOR	JST PH 4P SIDE P=2.0 OR EQUAL	P603	1
173	N/A	2404301106	CONNECTOR	JST PH 7P SIDE P=2.0 OR EQUAL	P701	1
174	M-MS-0808-6354	2404301105	CONNECTOR	JST PH 6P SIDE P=2.0 OR EQUAL	P711	1
175	N/A	2407001400	SOCKET,ASSY	27" TV INLET+SW	P901	1
176	N/A	2427410331	WIRE HARNESS	10P H/H 1007#28+120C 330 2/2.5	P902	1
177	N/A	2427412332	WIRE HARNESS	12/10P H/H 1007#28+120C L=330	P902	1
178	N/A	2427410291	WIRE HARNESS	10P H/H 1007#28+120C 290L P=2	P903	1
179	N/A	2427419291	WIRE HARNESS	10/7+12P H/H 1007#28 L=290/240	P903	1
180	N/A	2427430203	WIRE HARNESS	30P H/H 1571#28+112C L=200mm	P904	1
181	N/A	2427404272	WIRE HARNESS	4/2+2P H/A 1007#26 L=100/370mm	P905	1
182	N/A	2427413901	WIRE HARNESS	13/6+7P H/H 1007#26 L=900/220	P906	1
183	N/A	2427409591	WIRE HARNESS	9P H/H 1007#26+128C 590L P=2.0	P907	1
184	N/A	2427404381	WIRE HARNESS	4P H/H 1007#24+120C 380L 2/2.5	P908	1
185	A-00001784	2427130117	AC POWER CORD	USA PC = 90° 1.83M BLACK	P951	1
186	CB-00003425	2427701893	CABLE	RCA 3P(Y/R/W) 2562#26 1.8M BLK	P955	1

Item	ViewSonic P/N	Ref. P/N	Description	Location	Universal number#	Q'ty
187	N/A	2427791890	CABLE	EAR(577C)/RCA 2P(R/W) 1.8M BLK	P956	1
188	N/A	2427501187	I/O CABLE	D15/D15 20276(3+6) 1.83M BLACK	P961	1
189	N/A	2360501196	FET,P-CH SMD	AP9435M SO-8 APEC	Q101 RA	1
190	N/A	2360501696	FET,P-CH SMD	SI9435DY SO-8 VISHAY	Q101 RB	1
191	E-0000916	2360501596	FET,P-CH SMD	AO4405 SO-8 AO	Q101 RC	1
		2360300896	XISTOR,NPN R SMD	MMBT3904 SOT-23 FAIRCHILD	Q102 RA Q103 RA Q104 RA Q105 RA Q106 RA Q107 RA Q108 RA Q109 RA Q110 RA Q112 RA	10
192	E-Q-0402-1608					
		2360301296	XISTOR,NPN R SMD	MMBT3904 SOT-23 DIODES	Q102 RB Q103 RB Q104 RB Q105 RB Q106 RB Q107 RB Q108 RB Q109 RB Q110 RB Q112 RB	10
193	E-Q-0402-1180					
		2360300596	XISTOR,NPN R SMD	MMBT3904-7 SOT-23 VISHAY	Q102 RC Q103 RC Q104 RC Q105 RC Q106 RC Q107 RC Q108 RC Q109 RC Q110 RC Q112 RC	10
194	E-Q-0402-1378					
195	N/A	2360500896	FET,P-CH SMD	FDS4953 FAIRCHILD	Q111 RA	1
196	N/A	2360500796	FET,P-CH SMD	CEM4953 CET	Q111 RB	1
197	N/A	2360510196	FET,P-CH SMD	SI4953DY SO-8 VISHAY	Q111 RC	1
198	N/A	2360501896	FET,P-CH SMD	AP9620M SO-8 APEC	Q113	1
		2360100596	XISTOR,PNP R SMD	MMBT3906 SOT-23 FAIRCHILD	Q126 RA Q127 RA Q601 RA	3
199	E-Q-0402-1607					
		2360100696	XISTOR,PNP R SMD	PMBS3906 SOT-23 PHILIPS	Q126 RB Q127 RB Q601 RB	3
200	N/A					
		2360100396	XISTOR,PNP R SMD	MMBT3906-7 SOT-23 VISHAY	Q126 RC Q127 RC Q601 RC	3
201	E-Q-0402-1375					
		2253210396	RES,CHIP 1/10W	RC 0603 1/10W 10Kohm J T	R104 R106 R124 R128 R135 R141 R204 R206 R208 R210 R218 R21 R231 R268 R272 R387 R395 R410 R412 R413 R444 R451 R452 R453 R454 R455 R456 R457 R491 R494 R495 R496 R510 R511 R650 R651	37
202	E-R-0405-6411					
		2253222296	RES,CHIP 1/10W	RC 0603 1/10W 2.2Kohm J T	R105 R107 R612	3
203	E-R-0405-6604					
		2253247296	RES,CHIP 1/10W	RC 0603 1/10W 4.7Kohm J T	R108 R10 R111 R114 R115 R121 R122 R126 R127 R148 R149 R176 R177 R267 R271 R273 R275 R367 R417 R418 R435 R436 R507 R512 R513	25
204	E-R-0405-6419					
		2253315196	RES,CHIP 1/8	RC 0805 1/8 W 150ohm J T	R109	1
205	E-R-0405-5994					
		2253251196	RES,CHIP 1/10W	RC 0603 1/10W 510 ohm J T	R125	1
206	E-R-0405-7002					
		2253210096	RES,CHIP 1/10W	RC 0603 1/10W 10 ohm J T	R130 R132 R134 R136 R163	5
207	E-R-0405-6998					
		2253210196	RES,CHIP 1/10W	RC 0603 1/10W 100 ohm J T	R137 R150 R151 R152 R153 R164 R166 R167 R172 R174 R175 R189 R190 R219 R220 R242 R243 R368 R369 R396 R425 R427 R430 R431 R514 R515 R516 R517 R518 R519 R520 R603 R604	33
208	E-R-0405-6409					
		2253282196	RES,CHIP 1/10	RC 0603 1/10W 820 ohm J T	R154	1
209	N/A					
		2253233296	RES,CHIP 1/10W	RC 0603 1/10W 3.3Kohm J T	R158 R239 R628 R629 R677 R678	6
210	E-R-0405-6416					
		2253222096	RES,CHIP 1/10W	RC 0603 1/10W 22 ohm J T	R159 R160 R201 R393	4
211	E-R-0405-6603					
		2253215296	RES,CHIP 1/10W	RC 0603 1/10W 1.5Kohm J T	R161	1
212	N/A					
		2253247096	RES,CHIP 1/10W	RC 0603 1/10W 47 ohm J T	R165 R168 R237 R378 R381 R383 R434 R450	8
213	E-R-0405-6417					
		2251207506	RES,CHIP 1/10	RC 1/10W 75.00 F T1608	R169 R170 R171	3
214	E-R-0405-6599					
		2253275096	RES,CHIP 1/10W	RC 0603 1/10W 75 ohm J T	R178 R179 R180	3
215	E-R-0405-7003					
		2253210496	RES,CHIP 1/10W	RC 0603 1/10W 100Kohm J T	R181 R182 R183 R184 R185 R186 R187 R188 R193 R194 R195 R196 R197 R198 R199 R200 R648 R654	20
216	E-R-0405-6984					
		2253218096	RES,CHIP 1/10W	RC 0603 1/10W 18 ohm J T	R205 R260 R261 R262 R263 R264 R265	7
217	N/A					
		2253210296	RES,CHIP 1/10W	RC 0603 1/10W 1Kohm J T	R209 R414 R415 R508 R631 R635 R638 R647 R670 R673 R676	11
218	E-R-0405-6410					
		2253215396	RES,CHIP 1/10W	RC 0603 1/10W 15Kohm J T	R211 R212 R213 R215 R216 R217 R224 R225	8
219	N/A					
		2253256096	RES,CHIP 1/10W	RC 0603 1/10W 56 ohm J T	R238 R240 R244 R245 R246 R247 R488	7
220	N/A					
		2253210596	RES,CHIP 1/10W	RC 0603 1/10W 1Mohm J T	R241 R376 R493	3
221	E-R-0405-6601					
		2253268396	RES,CHIP 1/10W	RC 0603 1/10W 68Kohm J T	R411 R416	2
222	E-00002110					
		2253247396	RES,CHIP 1/10W	RC 0603 1/10W 47Kohm J T	R443	1
223	E-00003527					
		2251228726	RES,CHIP 1/10	RC 0603 1/10W 28.7Kohm F T	R609	1
224	N/A					
		2251263416	RES,CHIP 1/10	RC 0603 1/10W 6.34Kohm F T	R610	1
225	N/A					
		2251219126	RES,CHIP 1/10	RC 0603 1/10W 19.1Kohm F T	R611	1
226	N/A					
		2251210526	RES,CHIP 1/10	RC 0603 1/10W 10.5Kohm F T	R613 R614	2
227	N/A					
		2251211526	RES,CHIP 1/10	RC 0603 1/10W 11.5Kohm F T	R615 R618	2
228	N/A					
		2251257616	RES,CHIP 1/10	RC 0603 1/10W 5.76Kohm F T	R616 R617	2
229	N/A					
		2251231626	RES,CHIP 1/10	RC 0603 1/10W 31.6Kohm F T	R619	1
230	N/A					
		2251242226	RES,CHIP 1/10	RC 0603 1/10W 42.2Kohm F T	R620	1
231	N/A					

Item	ViewSonic P/N	Ref. P/N	Description	Location	Universal number#	Q'ty
232	N/A	2251263426	RES,CHIP 1/10	RC 0603 1/10W 63.4Kohm F T	R621	1
233	N/A	2251215826	RES,CHIP 1/10	RC 0603 1/10W 15.8Kohm F T	R622	1
234	N/A	2251217826	RES,CHIP 1/10	RC 0603 1/10W 17.8Kohm F T	R623	1
235	N/A	2251222626	RES,CHIP 1/10	RC 0603 1/10W 22.6Kohm F T	R624	1
236	N/A	2251222616	RES,CHIP 1/10	RC 0603 1/10W 2.26Kohm F T	R625	1
237	N/A	2251230916	RES,CHIP 1/10	RC 0603 1/10W 3.09Kohm F T	R626	1
238	N/A	2251248716	RES,CHIP 1/10	RC 0603 1/10W 4.87Kohm F T	R627	1
239	N/A	2253600096	RES,CHIP 1/2W	RC 2010 1/2 W 0 ohm J T	R630 R645 R655 R664	4
240	N/A	2251210086	RES,CHIP 1/10	RC 0603 1/10W 1 ohm F T	R632 R633 R644 R652 R657 R658 R663 R675	8
241	N/A	2253224296	RES,CHIP 1/10W	RC 0603 1/10W 2.4Kohm J T	R636 R637 R671 R672	4
242	N/A	2253239396	RES,CHIP 1/10W	RC 0603 1/10W 39Kohm J T	R639 R668	2
243	E-00002109	2253251296	RES,CHIP 1/10W	RC 0603 1/10W 5.1Kohm J T	R643 R667	2
244	N/A	2253451096	RES,CHIP 1/4	RC 1206 1/4 W 51ohm J T	R674	1
245	E-R-0405-6422	2259247008	RES,CHIP NETWORKS	8P4R 1/16W 47 ohm J P=0.8	RP01 RP02 RP03 RP04 RP05 RP06 RP07 RP08 RP09 RP10 RP11 RP12 EP18 RP19 RP20 RP21 RP22 RP23	20
246	M-SW-0815-0182	2403702200	SWITCH,PU-TC	TSAA-2 HUAJIE	S701 S702 S703 S704 S705 S706 S707	7
247	B-00003828	2202517300	PCB MULTILAYER	27"LCD TV M/B FR4*4 270*240	U101	1
248	N/A	2202518200	PCB MULTILAYER	JC27A61 A/B FR4*2 100*65	U601	1
249	N/A	2202129800	PC BOARD	JC278 KEY/B CEM1 120*20 V1.00	U701	1
250	N/A	2202129900	PC BOARD	JC278 IR/B CEM1 54*53 V1.00	U702	1
251	N/A	2200202200	PC BOARD ASS'Y	FSP204-2F01 27" PWRA SPI	U801	1
252	N/A	2200202210	PC BOARD ASS'Y	OPV-0005 27" PWRA LIEN CHANG	U801	1
253	E-00001795	2212006100	LCD PANEL	V270B1-L01 CMO	V901	1
254	N/A	2391310061	SPEAKER ASS'Y	10W/6ohm W60*L228*H74.5 J.G	W901	2
255	N/A	2369105101	XTAL.OSC	18.432MHZ/49US 0.1mW/30pF	X101	1
256	N/A	2369105301	XTAL.OSC	20.000MHZ/49US 0.1mW/16pF	X103	1
257	E-X-0415-0111	2369102901	XTAL.OSC	14.31818MHZ/49US 30pf/0.1mW	X105	1
258	E-X-0415-0106	2369103701	XTAL.OSC	8.000MHZ/49US 0.1mW/30pF	X106	1
259	E-X-0415-0119	2369103601	XTAL.OSC	12.000MHZ/49US 30pF/1mW	X107	1



## \* *Reader's Response* \*

Dear Readers:

Thank you in advance for your feedback on our Service Manual, which allows continuous improvement of our products. We would appreciate your completion of the Assessment Matrix below, for return to ViewSonic Corporation.

### Assessment

A. What do you think about the content of **this** Service Manual?

<i>Unit</i>	<i>Excellent</i>	<i>Good</i>	<i>Fair</i>	<i>Bad</i>
1. Precautions and Notices				
2. Service Tool & Equipment Required				
3. Specifications				
4. Exploded View and Parts List				
5. Block Diagram				
6. Schematic Diagrams				
7. Working Theorem				
8. Wiring Diagram				
9. PCB Layout Diagrams				
10. Trouble Shooting Flow Chart				
11. Adjustment				
12. Recommended Spare Parts List				

B. Are you satisfied with **this** Service Manual?

<i>Item</i>	<i>Excellent</i>	<i>Good</i>	<i>Fair</i>	<i>Bad</i>
1. Service Manual Content				
2. Service Manual Layout				
3. The form and listing				

C. Do you have any other opinions or suggestions regarding **this** service manual?

### Reader's basic data:

Name:		Title:	
Company:			
Add:			
Tel:		Fax:	
E-mail:			

After completing this form, please return it to ViewSonic Quality Assurance in the USA at facsimile 1-909-839-7943. You may also e-mail any suggestions to the Director, Quality Systems & Processes ([marc.maupin@viewsonic.com](mailto:marc.maupin@viewsonic.com))