


Product Lineup (Array Type Capacitors)

	Part Number	Element Type	Size L × W (mm)	Capacitance	Rated Voltage (Vdc)	Capacitance Tolerance	Thickness Max. (mm)		
1	CL14C270KA6NAN □	2-Array	1.40 × 1.00	27pF	25	±10%	0.66		
1	CL31C100 JBCNBN □	4-Array	3.20 × 1.60	10pF	50	±5%	1.0		
2	CL31C150 JBCNBN □			15pF	50	±5%	1.0		
3	CL31C220J BCBNBN □			22pF	50	±5%	1.0		
4	CL31C270 JBCNBN □			27pF	50	±5%	1.0		
5	CL31C330KBCNBN □			33pF	50	±10%	1.0		
6	CL31C390KBCNBN □			39pF	50	±10%	1.0		
7	CL31C680J BCBNBN □			68pF	50	±5%	1.0		
8	CL31C820 JBCNBN □			82pF	50	±5%	1.0		
9	CL31C101JB CNBN □			100pF	50	±5%	1.0		
10	CL31C151KBCNBN □			150pF	50	±10%	1.0		
11	CL31C181JB CNBN □			180pF	50	±5%	1.0		
12	CL31C331J B CNBN □			330pF	50	±5%	1.0		
13	CL31C471JB CNBN □			470pF	50	±5%	1.0		
1	CL21B471KBCNBN □	4-Array	2.00 × 1.25	470pF	50	±10%	0.95		
2	CL21B104KOCNBN □	100nF		16	±10%	0.95			
3	CL21B104MPCNBN □	100nF		10	±20%	0.95			
1	CL31B102MBCNBN □	4-Array	3.20 × 1.60	1nF	50	±20%	1.00		
2	CL31B103MBCNBN □			10nF	50	±20%	1.00		
3	CL31B153KBCNBN □			15nF	50	±10%	1.00		
4	CL31B473KACNBN □			47nF	25	±10%	1.00		
5	CL31B104KACNBN □			100nF	25	±10%	1.00		
6	CL31B104KOCNBN □			100nF	16	±10%	1.00		
1	CL09A104KQ4SAN □	2-Array	0.90 × 0.60	100nF	6.3	±10%	0.5		
2	CL09A104KP4SAN □	100nF		10	±10%	0.5			
1	CL14A104KA6NAN □	2-Array	1.40 × 1.00	100nF	25	±10%	0.66		
2	CL14A104KO6NAN □			100nF	16	±10%	0.66		
3	CL14A104KP6NAN □			100nF	10	±10%	0.66		
1	CL14A105MA5NAN □			1μF	25	±20%	0.55		
2	CL14A105KP8NAN □	2-Array	1.40 × 1.00	1μF	10	±10%	0.88		
3	CL14A105MO3NAN □			1μF	16	±20%	0.4		
4	CL14A105MO8NAN □			1μF	16	±20%	0.88		
5	CL14A105MP3NAN □			1μF	10	±20%	0.4		
6	CL14A105MP5NAN □			1μF	10	±20%	0.55		
7	CL14A225KP8NAN □			2.2μF	10	±10%	0.88		
8	CL14A225KQ8NAN □			2.2μF	6.3	±10%	0.88		
9	CL14A105MO5NAN □			1μF	16	±20%	0.55		
1	CL21A105KOCNAN □			2-Array	2.00 × 1.25	1μF	16	±10%	0.95
2	CL21A105MPCNAN □			2-Array	1.40 × 1.00	1μF	10	±20%	0.88
1	CL31F473ZB CNBN □	4-Array	3.20 × 1.60	47nF	50	80%/-20%	1.0		
2	CL31F104ZACNBN □			100nF	25	80%/-20%	1.0		

※ □ mark means packaging code. If you want to learn the code or quantity in detail, please see p80.



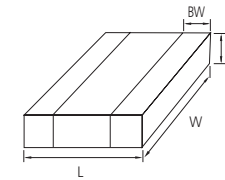
Feature

- Low ESL, good for noise reduction for high frequency
- Highly reliable tolerance and high speed automatic chip placement on PCBs
- Highly reliable performance
- Highly resistant termination metal
- Tape & reel for surface mount assembly

Application

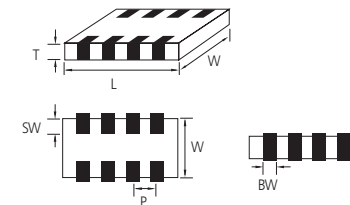
- High Speed Microprocessor
- High Frequency Digital Equipment
- ※ For using special purpose like Military, Medical, Aviation, Automobile device should be following a special specification.

LICC(Low Inductance chip capacitors)



Code	EIA Code	Dimension(mm)			
		L	W	T	BW
L5	0204	0.52 ± 0.05	1.0 ± 0.05	0.3 ± 0.05	0.18 ± 0.08
01	0306	0.8 ± 0.15	1.6 ± 0.2	0.5 + 0.05 / - 0.1	0.25 + 0.15

SLIC(Super Low Inductance capacitors)



Code	EIA Code	Dimension(mm)					
		L	W	T	BW	SW	P
10	0603	1.6 ± 0.1	0.8 ± 0.1	0.5 + 0.05 - 0.1	0.25 ± 0.1	0.15 ± 0.1	0.4 ± 0.1
21	0805	2.0 ± 0.1	1.25 ± 0.1	0.5 + 0.05 - 0.1	0.25 ± 0.1	0.18 ± 0.1	0.5 ± 0.1

Part Numbering System

General Capacitors

High Capacitance Capacitors

Super Small Size Capacitors

Medium-High Voltage Capacitors

Array Type Capacitors

Low ESL Capacitors

Reliability Test Condition

Premium Capacitors for Automotive Applications

Packaging Specification

Application Manual for Surface Mounting

Low ESL Capacitors Table (LICC)

TC	Size(mm)	Tmax(mm)	Vr(V)	Capacitance (uF)									
				0.01	0.022	0.047	0.1	0.22	0.47	1	2.2	4.7	10
X6S /X7S	0204(0510)	0.35	4	X6S									
			6.3	X7S									
	0306(0816)	0.55	4	X7S									

TC	Size(mm)	Tmax(mm)	Vr(V)	Capacitance (uF)									
				0.01	0.022	0.047	0.1	0.22	0.47	1	2.2	4.7	10
X7R /X5R	0306(0816)	0.55	6.3	X7R					X5R				
			0	X7R									
			16	X7R									
			25	X7R									
			50	X7R									

Low ESL Capacitors Table (SLIC)

TC	Size(mm)	Tmax(mm)	Vr(V)	Capacitance (uF)							
				0.1	0.47	0.68	1	2.2	4.7	10	22
X7R /X7S /X7T	0603(1608)	0.55	2.5								
			4	X7S							
	0805(2012)	0.55	4	X7S							
			6.3	X7R							
			16	X7R							

Product Lineup (Low ESL Capacitors-X7R, X6S, X7S)

	Part Number	Size L × W (mm)	Capacitance	Rated Voltage (Vdc)	Capacitance Tolerance	Thickness Max. (mm)
1	CL21B104MO5NJJ □	2.00 × 1.25	100nF	16	±20%	0.55
2	CL21B684MO5NJJ □		680nF	16	±20%	0.55
3	CL21B684MQ5NJJ □		680nF	6.3	±20%	0.55
1	CLL5X224MR3NLLN □	0.50 × 1.00	220nF	4	±20%	0.35
2	CLL5X474MR3NLLN □		470nF	4	±20%	0.35
1	CLL5Y104MQ3NLLN □	0.50 × 1.00	100nF	6.3	±20%	0.35
2	CL01Y105MR5NLLN □	0.80 × 1.60	1μF	4	±20%	0.55
3	CL01Y225MR5NLLN □		2.2μF	4	±20%	0.55
4	CL10Y474MR5NJJN □		470nF	4	±20%	0.55
5	CL10Y105MR5NJJN □	1.60 × 0.80	1μF	4	±20%	0.55
6	CL10Y225MR5NJJN □		2.2μF	4	±20%	0.55
7	CL21Y105MR5NJJN □	2.00 × 1.25	1μF	4	±20%	0.55
8	CL21Y225MR5NJJN □		2.2μF	4	±20%	0.55

* □ mark means packaging code. If you want to learn the code or quantity in detail, please see p80.

Part Numbering System

General Capacitors

High Capacitance Capacitors

Super Small Size Capacitors

Medium-High Voltage Capacitors

Array Type Capacitors

Low ESL Capacitors

Reliability Test Condition

Premium Capacitors for Automotive Applications

Packaging Specification

Application Manual for Surface Mounting