



YENYO

RS1AF THRU RS1MF

1.0A Fast Recovery Rectifier

1. 封裝 Package

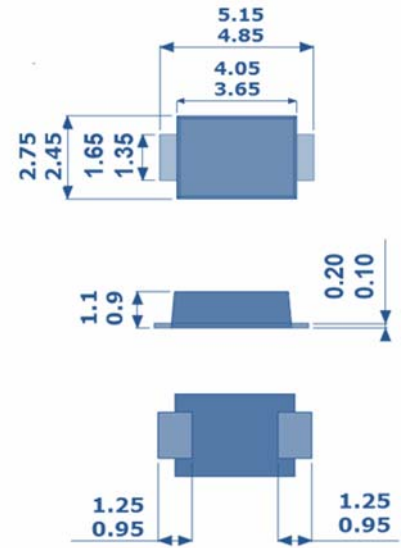
- 封裝方式 Method: SMAF
- 封裝尺寸 Dimension: 如圖示

2. 產品特色 Features

- For surface mounted applications
- Low profile package
- Built-in strain relief
- Easy pick and place
- Fast recovery times for high efficiency
- Glass Passivated junction
- Lead-free & halogen-free parts ,ROHS compliant

3. 機械數據 Mechanical Data

- Epoxy: UL94V-0 rated flame retardant
- Case: Molded plastic over passivated junction
- Terminals: Solder plated solderable per MIL-STD-750 Method 2026
- Polarity: Color band denotes cathode end



單位 Unit: millimeters

4. 極限值與電參數 Maximum Ratings & Electrical Characteristic

Rating at 25°C ambient temperature unless otherwise specified. Single phase, half wave, 60Hz, resistive or inductive load. For capacitive load, derate current by 20%.

PARAMETER	Symbol	RS1AF	RS1BF	RS1DF	RS1GF	RS1JF	RS1KF	RS1MF	UNITS
Recurrent Peak Reverse Voltage	V_{RRM}	50	100	200	400	600	800	1000	Volts
RMS Voltage	V_{RMS}	35	70	140	280	420	560	700	Volts
DC Blocking Voltage	V_R	50	100	200	400	600	800	1000	Volts
Average Forward Current	$I_{F(AV)}$	1.0							Amps
Peak Forward Surge Current: 8.3ms single half sine-wave superimposed on rated load (JEDEC Method)	I_{FSM}	30.0							Amps
Forward Voltage at 1.0A	V_F	1.3							Volts
DC Reverse Current at Rated DC Blocking Voltage	I_R	3							uA
Typical Thermal Resistance ,Junction to Lead (NOTE 1)	$R_{\theta JL}$	31							°C/W
Junction to Ambient (NOTE 2)	$R_{\theta JA}$	150							
Reverse Recovery Time ($I_F=0.5A, I_R=1.0A, I_{rr}=0.25A$)	T_{rr}	150				250	500		ns
Operating Junction Temperature and Storage Temperature Range	T_J, T_{STG}	-55 to +150							°C

Notes:

- (1) Mounted on an FR4 PCB, single-sided copper, with 48cm² copper pad area.
- (2) Mounted on an FR4 PCB, single-sided copper, mini pad.



YENYO

RS1AF THRU RS1MF

1.0A Fast Recovery Rectifier

5. 特性曲線 Rating & Characteristic Curves

Fig. 1 Forward Current Derating Curve

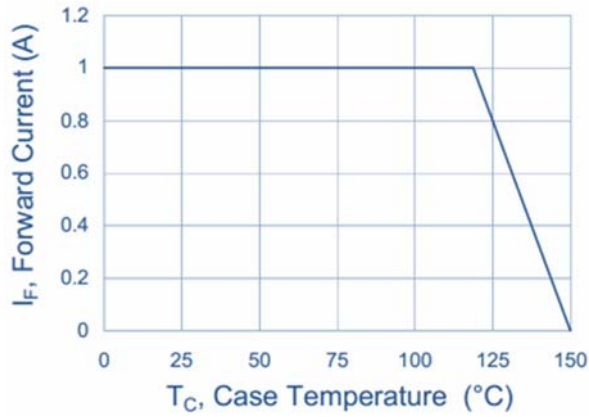


Fig. 2 Typical Reverse Characteristics

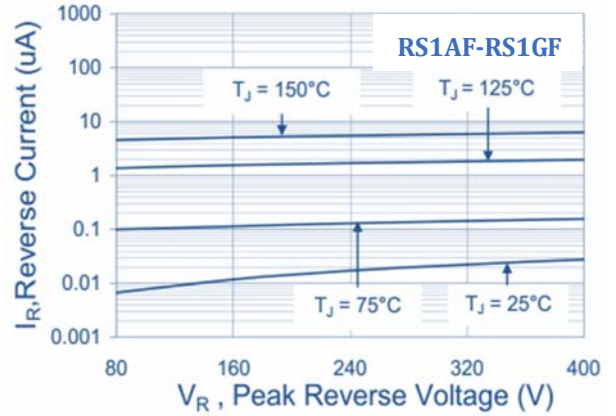


Fig. 3 Typical Reverse Characteristics

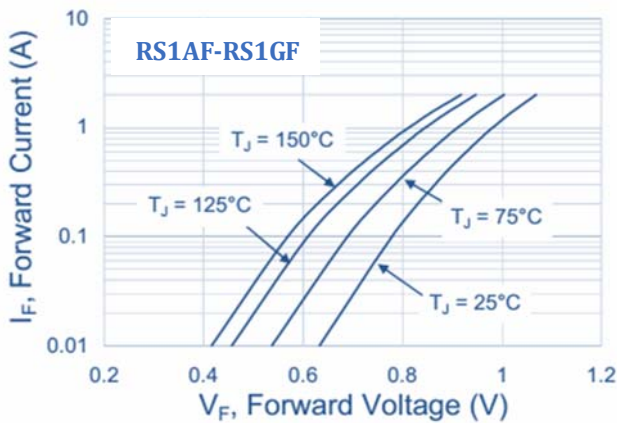


Fig. 4 Typical Forward Characteristics

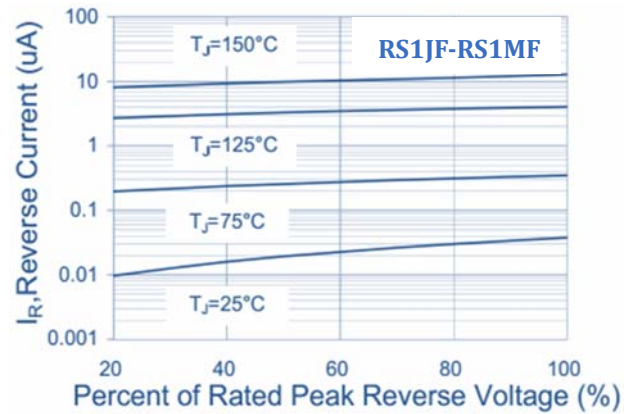


Fig. 5 Typical Forward Characteristics

