

Model NO.	LCVH-100■240	Model Name	Power Supply
Part NO.	PLCVH1100■240	SIZE	208.4 * 72 * 38.55 mm 【8.2 * 2.83 * 1.52 inch】



## FEATURES

- ◆ AC Input 90~305Vac
- ◆ Protection: OVP / OTP / SCP / OCP
- ◆ High Operating ambient Temp: -30℃~+70℃ (Refer to output dreating curve)
- ◆ Power Factor:>0.98@115Vac;>0.95@230Vac;@full load
- ◆ Safety: UL / TUV / CB / PSE / KC
- ◆ EMC: CE / FCC
- ◆ Comply with Indoor/Outdoor Waterproof (IP 67)
- ◆ Dimension (L\*W\*H): 208.4 \* 72 \* 38.55 mm
- ◆ Dimension (L\*W\*H): 8.2 \* 2.83 \* 1.52 inch
- ◆ ROHS Compliant

### Module : LCVH-100■240

\*,# =SEE NOTES BELOW

* (9)	SPECIFICATION	MODEL		
		LCVH-100■240		
		min.	nom.	max.
	DC OUTPUT VOLTAGE (V)		24	
*	PRESET ACCURACY (%) *(8)		1	
*	OUTPUT CURRENT(A) *(5)			4.2
*	O/P NOISE (P-P, mV) *(3)			250
*	LINE REGULATION (%) *(7)		1	
*	LOAD REGULATION (%) *(6)		1	
	DC OUTPUT POWER	100.8 W		
	EFFICIENCY(typ @Full Load)	90%		
	SETUP,RISE TIME(typ.)	2000ms,500ms at full load 115VAC/230VAC		
	HOLD UP TIME	25ms at full load 115VAC/230VAC		
	INPUT VOLTAGE RANGE	90-305VAC, 127-431VDC, Normal : 100-277VAC		
	INPUT FREQUENCY	Range:47-63Hz, Normal : 50-60Hz		
	ACTIVE POWER FACTOR	PF>0.98 @115VAC, PF>0.95@230VAC at full load and rated output voltage		
	INRUSH CURRENT (typ)	COLD START 65A @ 230VAC		
	AC CURRENT	1.7A/115VAC 0.65A/230VAC		
	LEAKAGE CURRENT	<0.45mA/264VAC		
	SHORT CIRCUIT PROTECTION	short circuit protection will restart automatically after the fault condition is removed		
	OVER TEMP. PROTECTION	shut down and latch off o/p voltage , re-power on to recover		
	OVER V, PROTECTION			
	OVER CURRENT PROTECTION			
*	OPERATING TEMP.*(4)	-30 to +70℃ (Refer to output dreating curve)		
	STORAGE TEMPERATURE	-40 to +80℃		
	RELATIVE HUMIDITY	10 to +90%, non-cond.		
	TEMP. COEFFICIENT	0.03% / °C (0-50°C, typ)		
	SAFETY	UL 60950-1 / TUV EN61347-2-13 / CB / PSE / KC		
	EMI	CE EN55015 / FCC Part15		
	WITHSTAND VOLTAGE	I/P-O/P : 3.75KVAC, O/P-Grnd : 0.5KVAC, I/P-Grnd : 1.88KVAC		
	ISOLATION RESISTANCE	I/P-O/P, I/P-FG,O/P-FG :100M Ohms / 500VDC / 25℃ / 70% RH		
	DIMENSIONS(L*W*H)	208.4 * 72 * 38.5 mm 【8.2 * 2.83 * 1.52 inch】		

NOTES : (1)All parameters not specially mentioned are measured 230VAC input.

(2)All specifications Typical @25℃, unless otherwise noted, at normal line and load.

(3)Ripple and Noise measured directly at pins/terminals at nom. load, 0.1uF bypass and 47uF electrolytic, pk-pk @20MHz bandwidth.

(4)Specified for free-air convection cooling.

(5)Minimum load is NOT required for proper operation .

(6)Load regulation measured from 20% to Full load.

(7)Line regulation measured from 100VAC to 277VAC.

(8)Preset accuracy measured at normal load, 120VAC input.

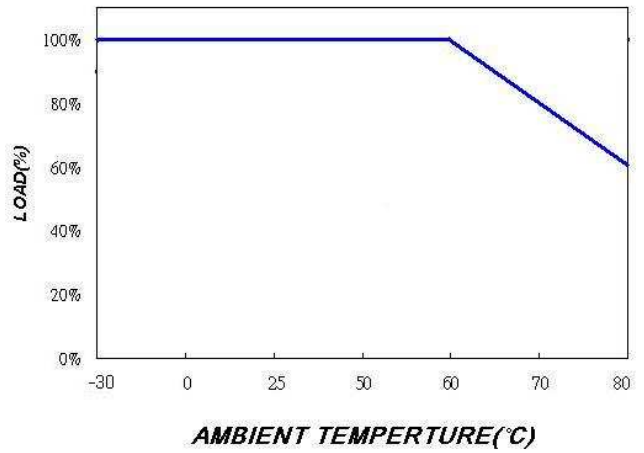
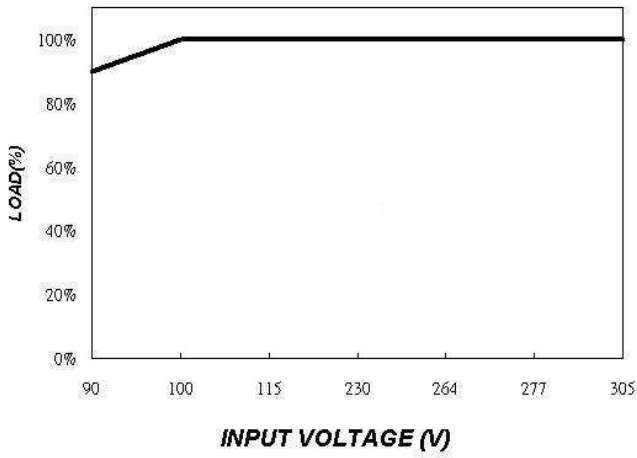
(9)100% Production Tested.

※Reference

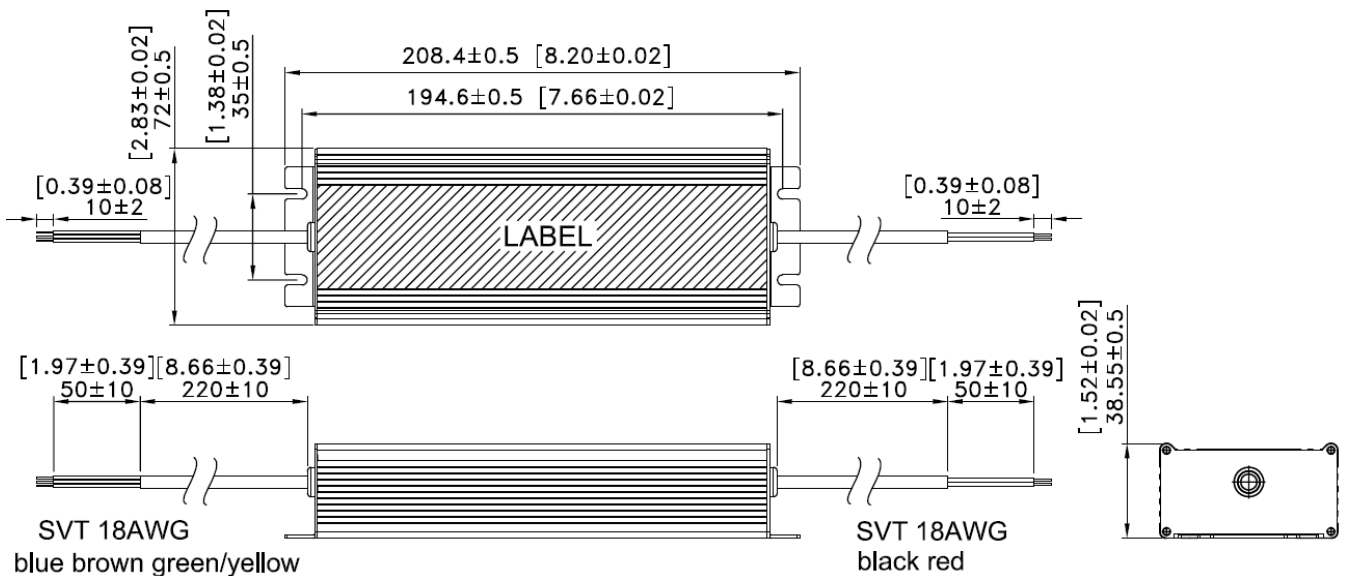
[www.linkcom.com.tw](http://www.linkcom.com.tw) For more information, please contact with: sales@linkcom.com.tw

Model NO.	LCVH-100■240	Model Name	Power Supply
Part NO.	PLCVH1100■240	SIZE	208.4 * 72 * 38.55 mm 【8.2 * 2.83 * 1.52 inch】

**DERATE**



**Dimensions**



Unit :mm 【inch】

※Reference