

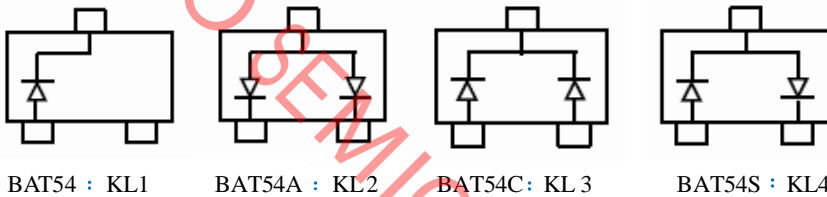
SCHOTTKY DIODES

BAT54/A/C/S

FEATURES

Extremely Fast Switching Speed

MARKING:



MAXIMUM RATINGS (TA=25°C unless otherwise noted)

Parameter	Symbol	Limits	Unit
Peak Repetitive Peak reverse voltage	VRRM	30	V
Working Peak Reverse Voltage	VRWM		
DC Blocking Voltage	VR		
Forward Continuous Current	IFM	200	mA
Power Dissipation	PD	200	mW
Storage temperature	TSTG	-55-150	°C

ELECTRICAL CHARACTERISTICS (Tamb=25 °C unless otherwise specified)

Parameter	Symbol	Min.	Typ.	Max.	Unit	Conditions
Reverse Breakdown Voltage	V(BR)R	30			V	IR=100μA
Forward voltage	VF1			0.24	V	IF=0.1mA
	VF2			0.32	V	IF=1mA
	VF3			0.40	V	IF=10mA
	VF4			0.50	V	IF=30mA
	VF5			1	V	IF=100mA
Reverse current	IR			2	μA	VR=25V
Diode Capacitance	CD			10	pF	VR=1V,f=1MHz
Reverse Recovery Time	trr			5	nS	IF=IR=10mA, Irr=0.1XIR,RL=100

BAT54/A/C/S Typical Characteristics

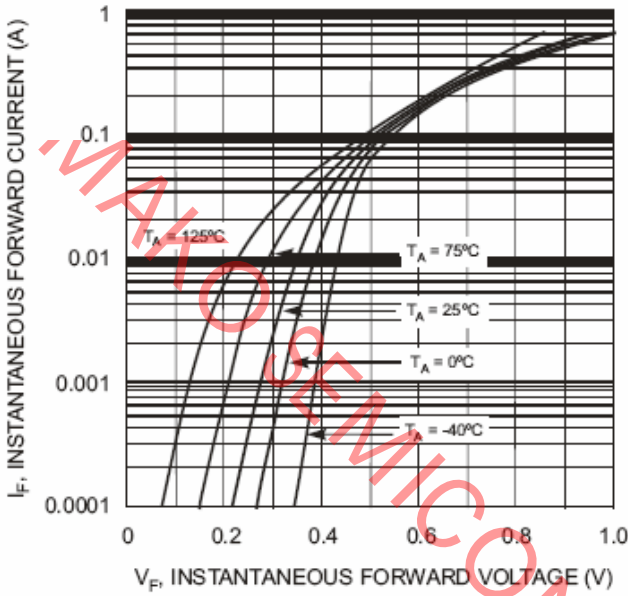


Fig. 1 Forward Characteristics

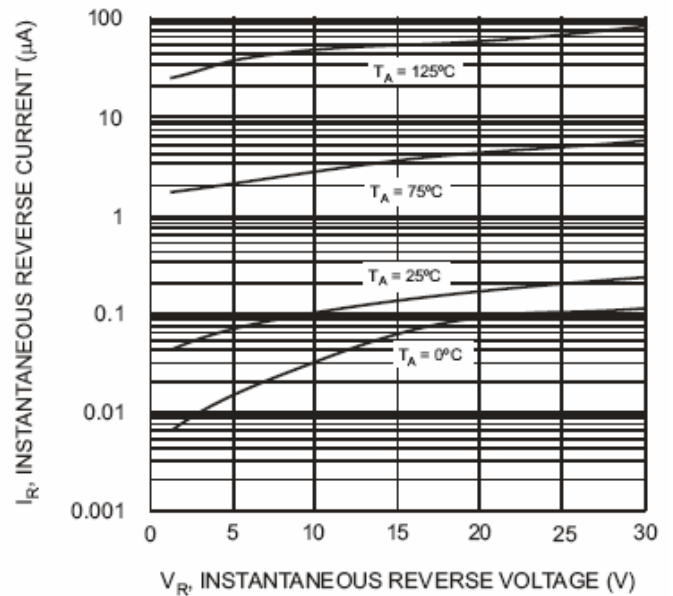


Fig. 2 Typical Reverse Characteristics

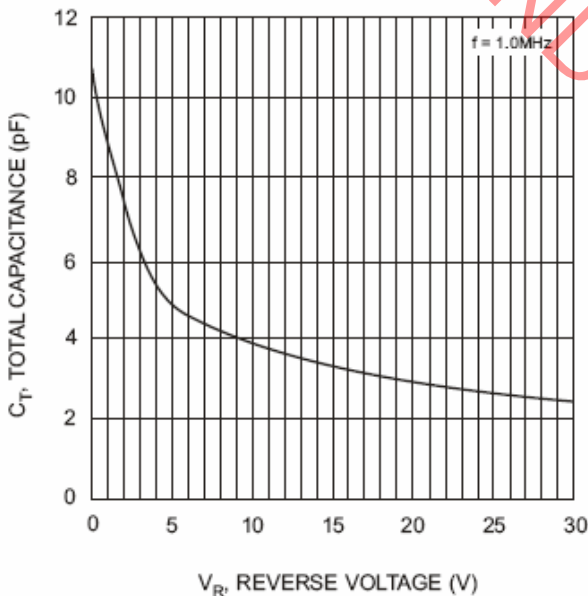


Fig. 3 Typical Capacitance vs. Reverse Voltage

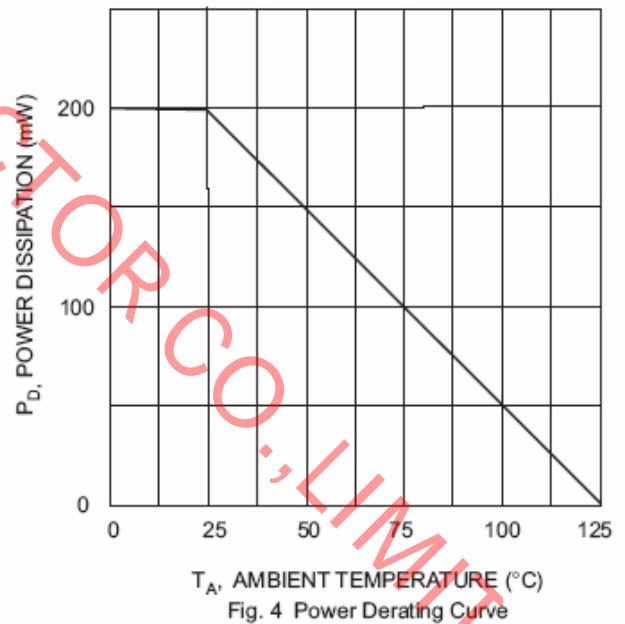


Fig. 4 Power Derating Curve