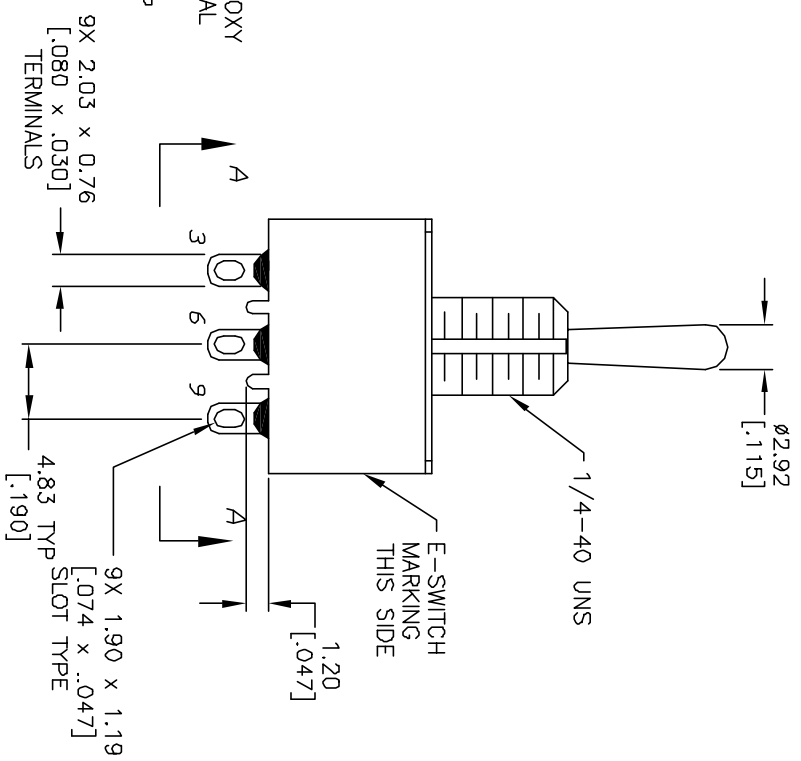
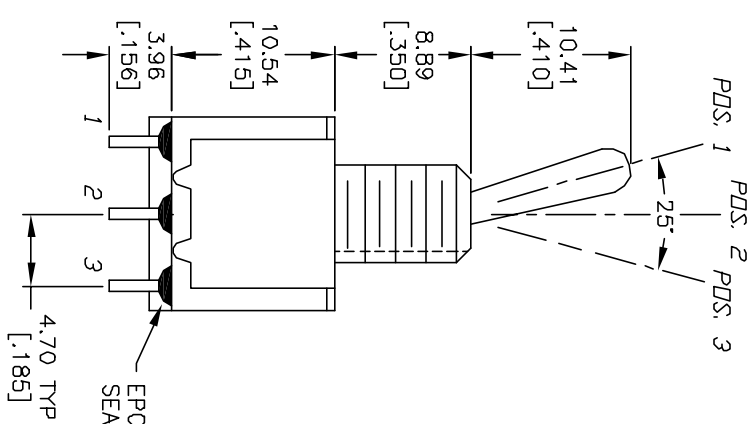
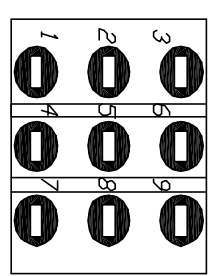
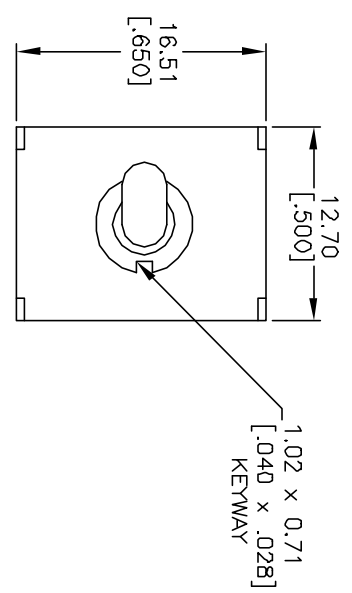


SWITCH FUNCTION		
POS. 1	POS. 2	POS. 3
DN	OFF	<DN>
2-3,5-6 8-9	OPEN	2-1,5-4 8-7

CONTACT CONFIGURATION () MOMENTARY

- NOTES:
1. ALL DIMENSIONS IN MM [INCH]
 2. GENERAL TOLERANCE: X.X=±0.4
X.XX=±0.25
 3. TERMINAL NUMBERS FOR REF ONLY
 4. RATING: 5A @ 120 VAC OR 28 VDC
2A @ 250VAC
 5. FIXED TERM. & MOVING CONTACT:
COPPER ALLOY W/SILVER PLATE
 6. ELECTRIC LIFE: 50,000 make-and-break cycles
at full load.
 7. INSULATION RESISTANCE: 1,000 MΩ min.
 8. DIELECTRIC STRENGTH: 1,000 V RMS @sea level.
 9. OPERATING TEMP.: -30°C to 85°C



REV.	ECN No.	DESCRIPTION	DATE	CHKD
A	11728	RELEASED FOR PRODUCTION	10/11/01	CJC

TITLE	SCALE	DATE	DR	DWG	REV
100 3P2 T1 B1 M1 Q E	2:1	10/11/01	CJC	T131025	A

E-SWITCH®

THE INFORMATION CONTAINED IN THIS DOCUMENT IS PROPRIETARY TO E-SWITCH AND IS NOT TO BE COPIED OR TRANSFERRED