

FEATURES

- ULTRA HIGH CURRENT (UP TO 20,000A @ 8/20 μ S)
- CASE SIZE 2332 (6.0MM X 8.3MM X 8.3MM)
- LOW CAPACITANCE AND INSERTION LOSS
- COMPATIBLE WITH REFLOW SOLDERING (+260°C)
- RoHS COMPLIANT

**RoHS
Compliant**
includes all homogeneous materials*

*See Part Number System for Details



SPECIFICATIONS

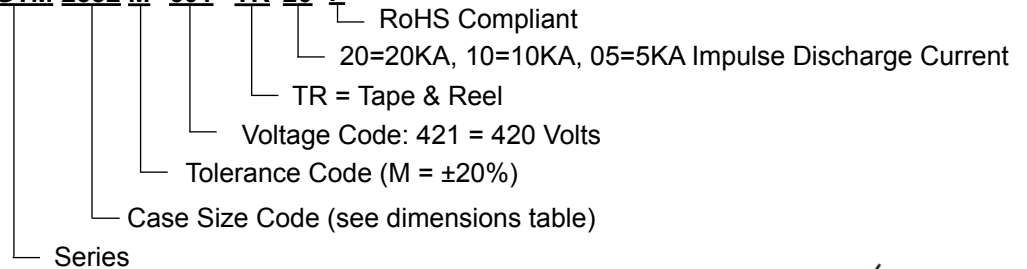
Type	Breakdown Voltage ^{1,2} (100V/S)	Breakdown Voltage Tolerance (V)	Impulse Spark-over Voltage ^{1,2} (1KV/ μ s)	Impulse Discharge Current ³ (8/20 μ s)	Insulation Resistance	Capacitance (1MHz, 0.5VDC)	Arc Voltage 1A	Application	Circuit
NGTM2332M091TR20F	90V	72 ~ 108	$\leq 600V$	20,000A	$\geq 1G\Omega$ @ 50V	$\leq 1.5pF$	~ 8V	DC Power	1 2
NGTM2332M351TR20F	350V	280 ~ 420	$\leq 650V$		$\geq 1G\Omega$ @ 100V		~ 15V	DC Power	1 2
NGTM2332M471TR20F	470V	376 ~ 564	$\leq 850V$		~ 15V		AC Power	1 2	
NGTM2332M601TR20F	600V	480 ~ 720	$\leq 950V$		~ 15V		AC Power	1 2	
NGTM2332M801TR20F	800V	640 ~ 960	$\leq 1200V$		~ 15V		AC Power	1 2	
NGTM2332M152TR10F	1500V	1200 ~ 1800	$\leq 2500V$	10,000A	~ 15V		AC Power	1 2	
NGTM2332M362TR05F	3600V	2800 ~ 4320	$\leq 5000V$	5,000A	~ 15V		AC Power	1 2	

Contact NIC regarding availability of values not shown.

1. Parameters are based on ITU-T K.12
2. The V-T waveform of the DC Breakdown Voltage and Impulse Spark-over Voltage must lie between the shades areas (see graph below)
3. Total Impulse Discharge Current @ 8/20 μ s by IEC 6100-4-5, 10 shots

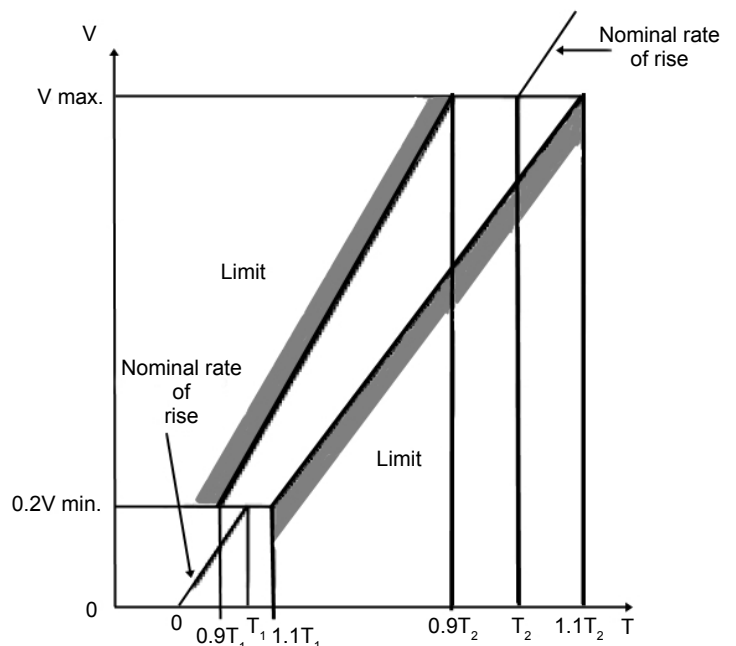
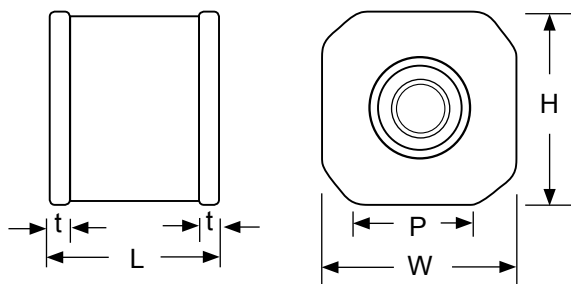
PART NUMBERING SYSTEM

NGTM 2332 M 601 TR 20 F

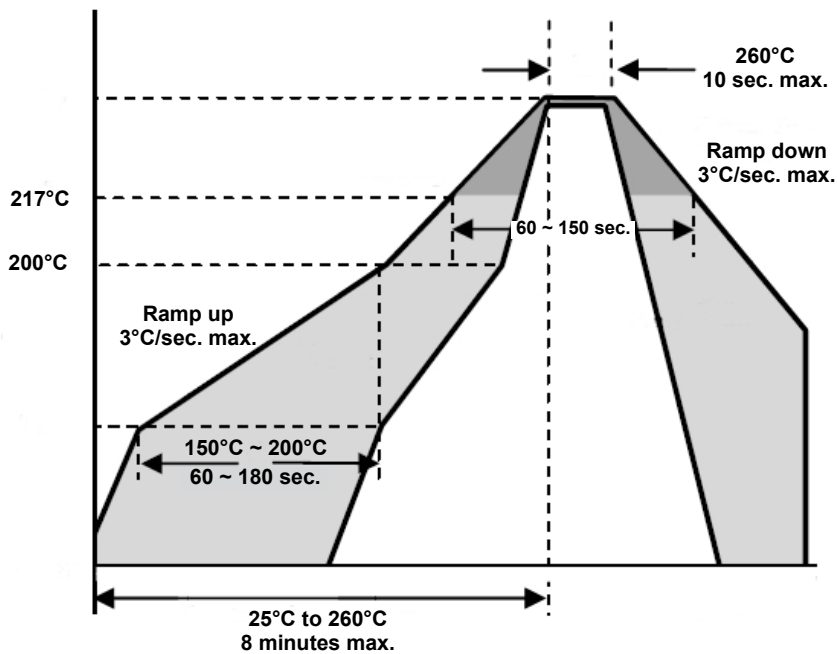


DIMENSIONS (mm)

L	W	H	P	t
6.0 \pm 0.2	8.3 \pm 0.2	8.3 \pm 0.2	4.2 \pm 0.1	0.5 \pm 0.05

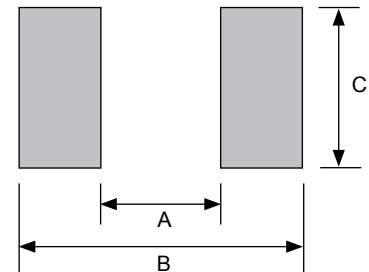


REFLOW SOLDERING PROFILE



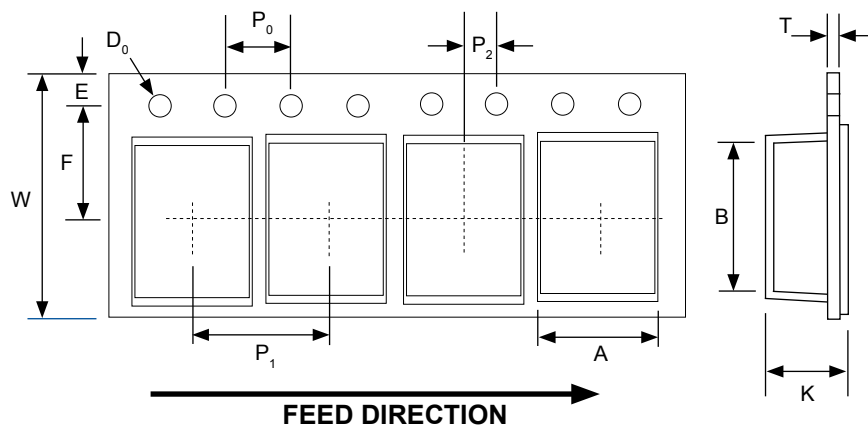
LAND PATTERN DIMENSIONS (mm)

Case Size	A	B	C
3223	4.5	7.95	8.0



EMBOSSED PLASTIC CARRIER DIMENSIONS (mm)

Case Size	A	B	D ₀	E	F	P ₀	P ₁	P ₂	T	K	W
2332	6.5 ± 0.2	8.4 ± 0.2	1.50 ^{+0.1} / ₀	1.75 ± 0.1	7.50 ± 0.1	4.0 ± 0.1	12.0 ± 0.1	2.0 ± 0.1	0.55 ± 0.05	8.6 ± 0.2	16.0 ± 0.4



REEL DIMENSIONS (mm) AND QUANTITY

Case Size	A	B	C	W	Qty
2332	330 ± 2.0	13.0 ± 0.15	100 ± 2.0	16.5 ± 0.5	500

