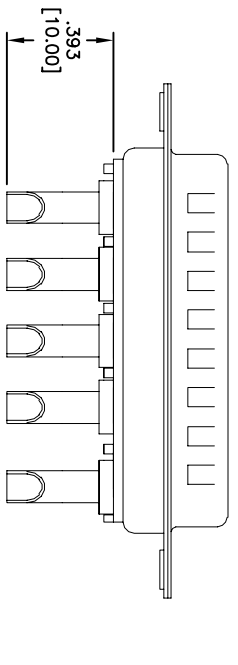
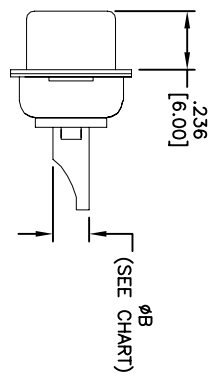
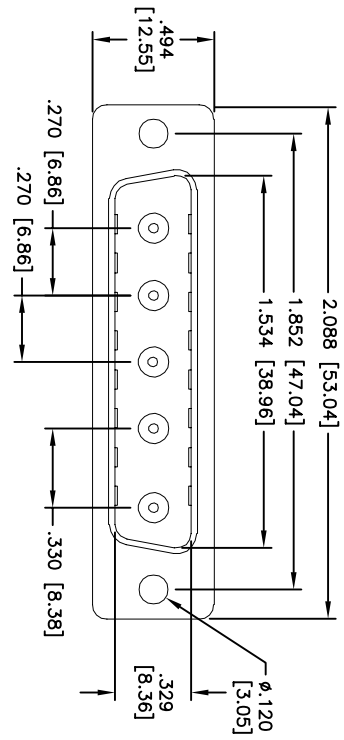


Rev	AWO #	Description	Date	Appr
-		RELEASED	8/22/07	

APPROVED: _____
 DATE: _____ TITLE: _____



ADAM TECH PART NO.	CURRENT RATING	WIRE SIZE	DIMENSION	
			A	B
D5W5-PDP-61	40 AMPS	8-10 AWG	ø.181 [4.60]	ø.216 [5.50]
D5W5-PDP-51	30 AMPS	10-12 AWG	ø.145 [3.70]	ø.181 [4.60]
D5W5-PDP-41	20 AMPS	12-14 AWG	ø.106 [2.70]	ø.141 [3.60]
D5W5-PDP-31	10 AMPS	16-18 AWG	ø.067 [1.70]	ø.098 [2.50]

SPECIFICATIONS:

Material:
 Insulator: PBT, 30% glass reinforced, rated UL 94V-0
 Insulator color: Black
 Coax Insulator: Teflon, color white
 Contacts: Brass
 Shell: Steel, Tin plated
 Hardware: Brass, Nickel plated
 Plating:
 Gold flash over Nickel underplate overall
Electrical:
 Operating voltage: 250 VAC max
 Current rating: 10 – 40 Amps max (See Chart)
 Coax Impedance: 75 Ohms
 Contact resistance: 10 mohms max
 Insulation resistance: 5,000 Mohms min
 Dielectric withstanding voltage: 1,000 VAC for 1 minute
 Temperature Rating:
 Operating temperature: -55°C to +125°C
Environmental:
 Lead free, RoHS compliant

ADAM TECH

909 Rahway Avenue, Union, NJ 07083
 Phone: 908-687-5000 Fax: 908-687-5710

TITLE: D-SUB COAX PLUG; D5W5; STRAIGHT, MALE, SOLDER CUP

UNLESS OTHERWISE SPECIFIED
 ALL DIMENSIONS ARE INCHES [MM]
 TOLERANCES: EXCEPT AS NOTED

INCHES	HOLDS
.X ± .10	ØXX ± .10
.XX ± .020	ØXXX ± .015
.XXX ± .015	ØXXXX ± .010

APPROVALS: _____ DATE: _____

DRAWN	SS	8/22/07
CHECKED		
APPROVED		

SIZE	PART NO.	REV.
X	D5W5-PDP-X1	-
REF:	SCALE: NTS	SHEET 1 OF 1

