

NPN-Silizium-Fototransistor im SMT SIDELED®-Gehäuse
Silicon NPN Phototransistor in SMT SIDELED®-Package
Lead (Pb) Free Product - RoHS Compliant

SFH 325
SFH 325 FA



SFH 325



SFH 325 FA

gemäß OS-PCN-2012-008-A/ according to OS-PCN-2012-008-A

Wesentliche Merkmale

- Speziell geeignet für Anwendungen im Bereich von 450 nm bis 1120 nm (SFH 325) und bei 750 nm bis 1120 nm (SFH 325 FA)
- Hohe Linearität
- P-LCC-2 Gehäuse
- Gruppierbar

Anwendungen

- Miniaturlichtschranken für Gleich- und Wechsellichtbetrieb
- Industrieelektronik
- „Messen/Steuern/Regeln“

Features

- Especially suitable for applications from 450 nm to 1120 nm (SFH 325) and from 750 nm to 1120 nm (SFH 325 FA)
- High linearity
- P-LCC-2 package
- Available in groups

Applications

- Miniature photointerrupters
- Industrial electronics
- For control and drive circuits

Type Type	Bestellnummer Ordering Code	Fotostrom , ($E_e=0,1\text{mW/cm}^2, \lambda=950\text{nm}$ $V_{CE} = 5\text{ V}$) Photocurrent I_{pce} (μA)
SFH 325 ¹⁾	Q65110A2486	> 16
SFH 325-3 ¹⁾	Q65110A2488	25-50
SFH 325-3/-4 ¹⁾	Q65110A2491	25-80
SFH 325-4 ¹⁾	Q65110A2484	40-80
SFH 325 FA ¹⁾	Q65110A2487	> 16
SFH 325 FA-3 ¹⁾	Q65110A2482	25-50
SFH 325 FA-3/-4 ¹⁾	Q65110A2490	25-80
SFH 325 FA-4 ¹⁾	Q65110A2485	40-80

¹⁾ Gruppierung erfolgt in Halbgruppen (siehe Seite 4), Verpackungseinheit = nur eine Halbgruppe / binning in half groups (see page 4), packing unit = only one half group

Grenzwerte
Maximum Ratings

Bezeichnung Parameter	Symbol Symbol	Wert Value	Einheit Unit
Betriebs- und Lagertemperatur Operating and storage temperature range	$T_{op}; T_{stg}$	- 40 ... + 100	°C
Kollektor-Emitterspannung Collector-emitter voltage	V_{CE}	35	V
Kollektorstrom Collector current	I_C	15	mA
Kollektorspitzenstrom, $\tau < 10 \mu s$ Collector surge current	I_{CS}	75	mA
Verlustleistung, $T_A = 25 \text{ °C}$ Total power dissipation	P_{tot}	165	mW
Wärmewiderstand für Montage auf PC-Board Thermal resistance for mounting on pcb	R_{thJA}	450	K/W

Kennwerte ($T_A = 25\text{ °C}$, $\lambda = 950\text{ nm}$)

Characteristics

Bezeichnung Parameter	Symbol Symbol	Wert Value		Einheit Unit
		SFH 325	SFH 325 FA	
Wellenlänge der max. Fotoempfindlichkeit Wavelength of max. sensitivity	$\lambda_{S\text{ max}}$	980	980	nm
Spektraler Bereich der Fotoempfindlichkeit $S = 10\%$ von S_{max} Spectral range of sensitivity $S = 10\%$ of S_{max}	λ	450 ... 1120	750 ... 1120	nm
Bestrahlungsempfindliche Fläche ($\varnothing 220\text{ }\mu\text{m}$) Radiant sensitive area	A	0.038	0.038	mm^2
Abmessung der Chipfläche Dimensions of chip area	$L \times B$ $L \times W$	0.45×0.45	0.45×0.45	$\text{mm} \times \text{mm}$
Halbwinkel Half angle	φ	± 60	± 60	Grad deg.
Kapazität, $V_{\text{CE}} = 0\text{ V}$, $f = 1\text{ MHz}$, $E = 0$ Capacitance	C_{CE}	5.0	5.0	pF
Dunkelstrom Dark current $V_{\text{CE}} = 20\text{ V}$, $E = 0$	I_{CEO}	1 (≤ 50)	1 (≤ 50)	nA

Die Fototransistoren werden nach ihrer Fotoempfindlichkeit gruppiert und mit arabischen Ziffern gekennzeichnet.

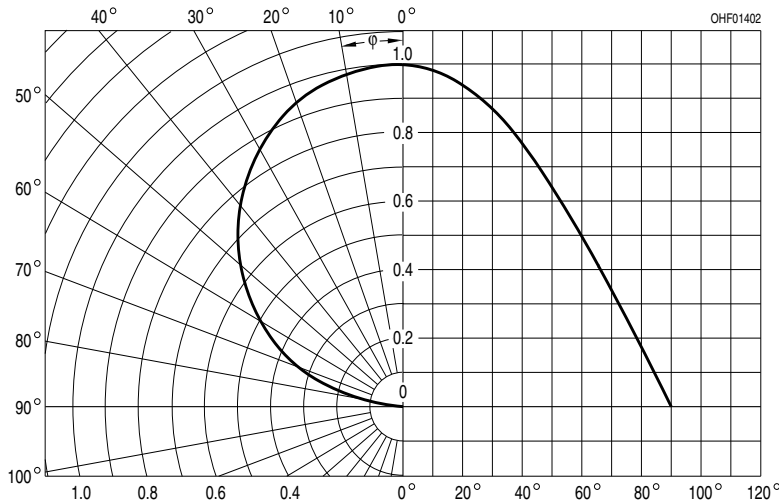
The phototransistors are grouped according to their spectral sensitivity and distinguished by arabian figures.

Bezeichnung Parameter	Symbol Symbol	Wert Value						Einheit Unit
		-2A	-2B	-3A	-3B	-4A	-4B	
Fotostrom, $\lambda = 950 \text{ nm}$ Photocurrent $E_e = 0.1 \text{ mW/cm}^2, V_{CE} = 5 \text{ V}$ SFH 325: $E_v = 1000 \text{ lx}$, Normlicht/standard light A, $V_{CE} = 5 \text{ V}$	$I_{PCE \text{ min}}$ $I_{PCE \text{ max}}$ I_{PCE}	16 25 360	20 32 450	25 40 570	32 50 720	40 63 900	50 80 1140	μA μA μA
Anstiegszeit/Abfallzeit Rise and fall time $I_C = 1 \text{ mA}, V_{CC} = 5 \text{ V}, R_L = 1 \text{ k}\Omega$	t_r, t_f	6	6	7	7	8	8	μs
Kollektor-Emitter-Sättigungsspannung Collector-emitter saturation voltage $I_C = I_{PCE \text{ min}}^{1)} \times 0.3$, $E_e = 0.1 \text{ mW/cm}^2$	$V_{CE \text{ sat}}$	150	150	150	150	150	150	mV

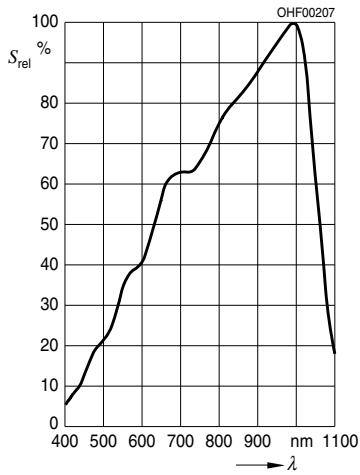
1) $I_{PCE \text{ min}}$ ist der minimale Fotostrom der jeweiligen Gruppe.

1) $I_{PCE \text{ min}}$ is the min. photocurrent of the specified group.

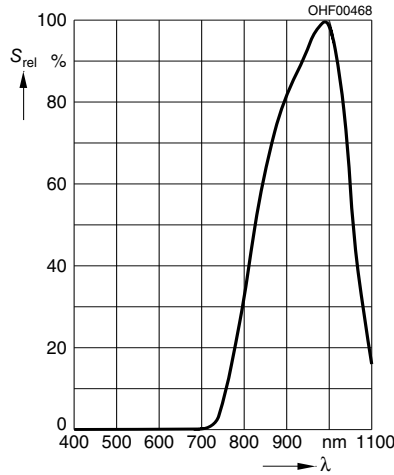
Directional Characteristics $S_{\text{rel}} = f(\varphi)$



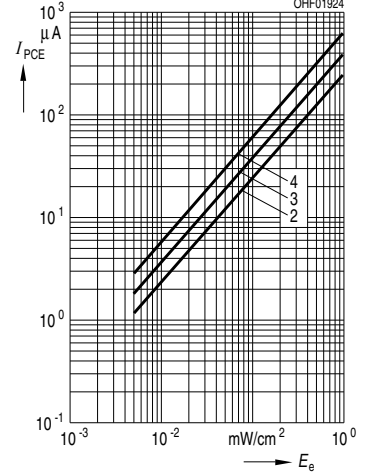
Relative Spectral Sensitivity, SFH 325 $S_{rel} = f(\lambda)$



Relative Spectral Sensitivity, SFH 325 FA $S_{rel} = f(\lambda)$

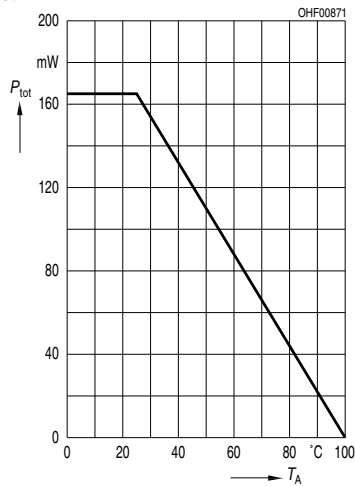


Photocurrent $I_{PCE} = f(E_e), V_{CE} = 5 V$



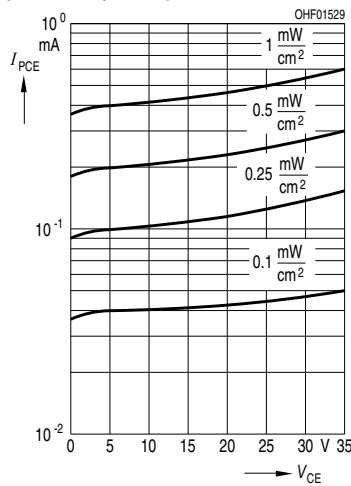
Total Power Dissipation

$P_{tot} = f(T_A)$



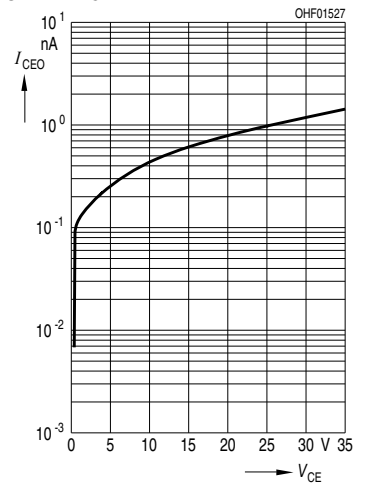
Photocurrent

$I_{PCE} = f(V_{CE}), E_e = \text{Parameter}$



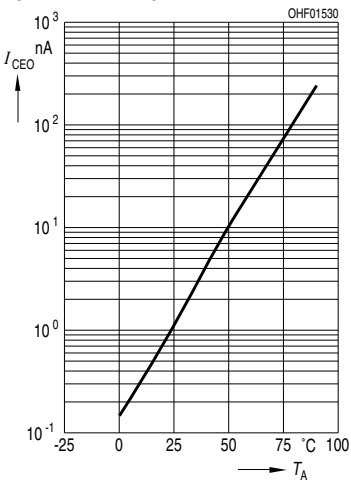
Dark Current

$I_{CEO} = f(V_{CE}), E = 0$



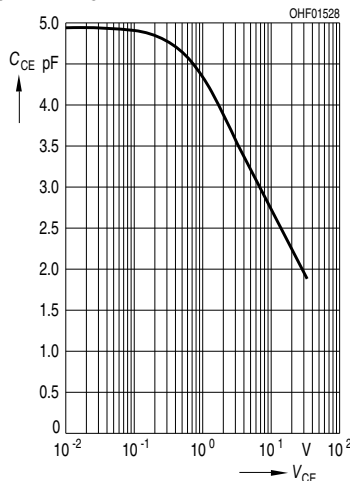
Dark Current

$I_{CEO} = f(T_A), V_{CE} = 5 V, E = 0$



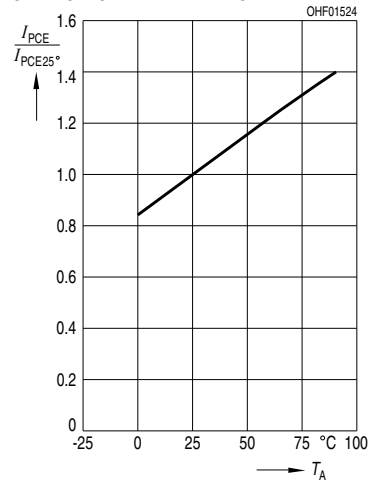
Capacitance

$C_{CE} = f(V_{CE}), f = 1 \text{ MHz}, E = 0$

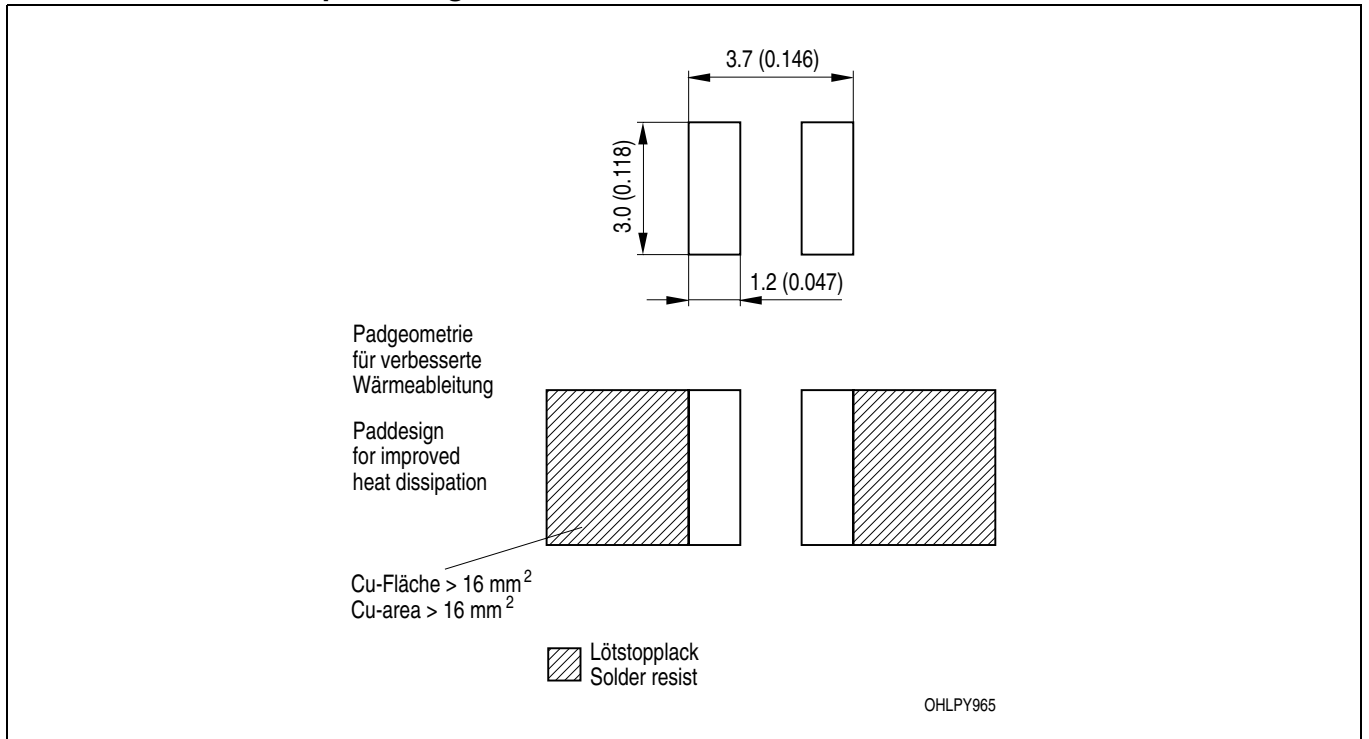


Photocurrent

$I_{PCE}/I_{PCE25^\circ} = f(T_A), V_{CE} = 5 V$



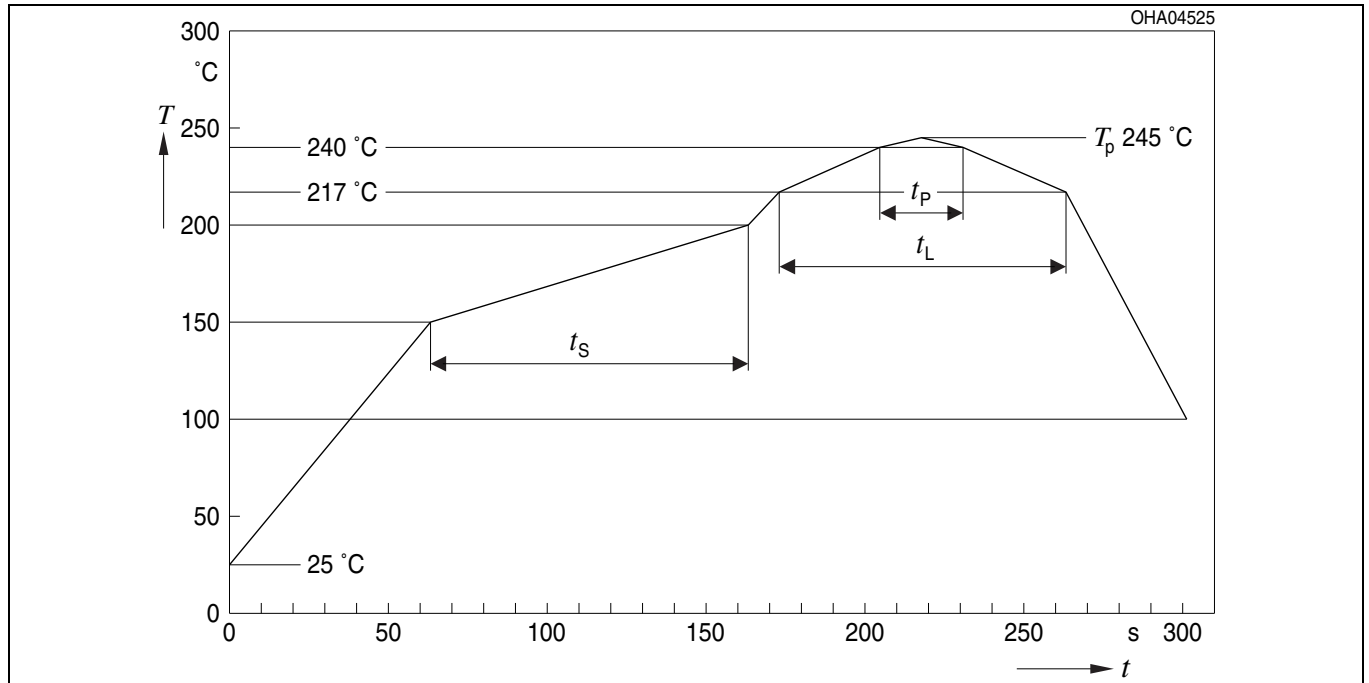
Empfohlenes Lötpad Design
Recommended Solderpad Design



Maße in mm (inch) / Dimensions in mm (inch).

Lötbedingungen
Soldering Conditions
Reflow Lötprofil für bleifreies Löten
Reflow Soldering Profile for lead free soldering

Vorbehandlung nach JEDEC Level 2
 Preconditioning acc. to JEDEC Level 2
 (nach J-STD-020D.01)
 (acc. to J-STD-020D.01)



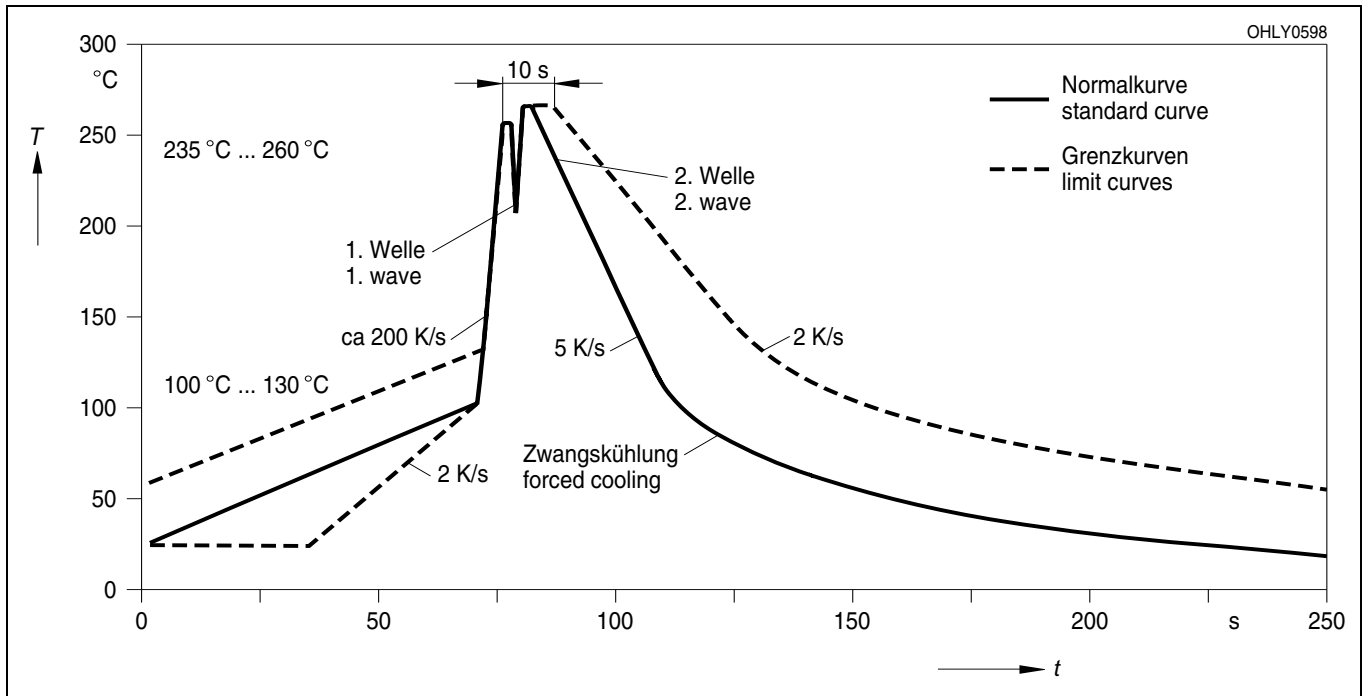
Profileigenschaften Profile Feature	Bleifreier Aufbau / Pb-Free Assembly (SnAgCu)	
	Empfehlung / Recommendation	Grenzwerte / Max. Ratings
Aufheizrate zum Vorwärmen ^{*)} / Ramp-up rate to preheat ^{*)} 25 °C to 150 °C	2 K / s	3 K / s
Zeit t _s von T _{Smin} bis T _{Smax} / Time t _s from T _{Smin} to T _{Smax} 150 °C to 200 °C	100 s	min. 60 s max. 120 s
Aufheizrate zur Spitzentemperatur ^{*)} / Ramp-up rate to peak ^{*)} 180 °C to T _P	2 K / s	3 K / s
Liquidustemperatur T _L / Liquidus temperature T _L	217 °C	
Zeit t _L über T _L / Time t _L above T _L	80 s	max. 100 s
Spitzentemperatur T _P / Peak temperature T _P	245 °C	max. 250 °C
Verweilzeit t _p innerhalb des spezifizierten Spitzentemperaturbereichs T _P - 5 K / Time t _p within the specified peak temperature range T _P - 5 K	20 s	min. 10 s max. 30 s
Abkühlrate ^{*)} / Ramp-down rate ^{*)} T _P to 100 °C	3 K / s	4 K / s maximum
Zeitspanne von 25 °C bis zur Spitzentemperatur / Time from 25 °C to peak temperature		max. 8 min.

Alle Temperaturen beziehen sich auf die Bauteilmitte, jeweils auf der Bauteiloberseite gemessen / All temperatures refer to the center of the package, measured on the top of the package

* Steigungsberechnung $\Delta T/\Delta t$: Δt max. 5 s; erfüllt über den gesamten Temperaturbereich / slope calculation $\Delta T/\Delta t$: Δt max. 5 s; fulfillment for the whole T-range

Wellenlötten (TTW)
TTW Soldering

(nach CECC 00802)
 (acc. to CECC 00802)



Published by
OSRAM Opto Semiconductors GmbH
Wernerwerkstrasse 2, D-93049 Regensburg
www.osram-os.com

© All Rights Reserved.

The information describes the type of component and shall not be considered as assured characteristics. Terms of delivery and rights to change design reserved. Due to technical requirements components may contain dangerous substances. For information on the types in question please contact our Sales Organization.

Packing

Please use the recycling operators known to you. We can also help you – get in touch with your nearest sales office. By agreement we will take packing material back, if it is sorted. You must bear the costs of transport. For packing material that is returned to us unsorted or which we are not obliged to accept, we shall have to invoice you for any costs incurred.

Components used in life-support devices or systems must be expressly authorized for such purpose! Critical components ¹, may only be used in life-support devices or systems ² with the express written approval of OSRAM OS.

¹ A critical component is a component used in a life-support device or system whose failure can reasonably be expected to cause the failure of that life-support device or system, or to affect its safety or effectiveness of that device or system.

² Life support devices or systems are intended (a) to be implanted in the human body, or (b) to support and/or maintain and sustain human life. If they fail, it is reasonable to assume that the health of the user may be endangered.

EU RoHS and China RoHS compliant product



此产品符合欧盟 RoHS 指令的要求；

按照中国的相关法规和标准，不含有毒有害物质或元素。