



# TAI-SAW TECHNOLOGY CO., LTD.

No. 3, Industrial 2nd Rd., Ping-Chen Industrial District,  
Taoyuan, 324, Taiwan, R.O.C.

TEL: 886-3-4690038 FAX: 886-3-4697532

E-mail: [tstsales@mail.taisaw.com](mailto:tstsales@mail.taisaw.com) Web: [www.taisaw.com](http://www.taisaw.com)


## Product Specifications Approval Sheet

Product Description: SAW Filter 1472 MHz SMD 3.0X3.0 mm

TST Part No.: TA1327A

Customer Part No.: \_\_\_\_\_

Customer signature required
Company: _____
Division: _____
Approved by : _____
Date: _____

Checked by: \_\_\_\_\_ Bob Chau 

Approved by: \_\_\_\_\_ Francis Chen 

Date: \_\_\_\_\_ 9, 20, 2011

1. Customer signed back is required before TST can proceed with sample build and receive orders.
2. Orders received without customer signed back will be regarded as agreement on the specifications.
3. Any specifications changes must be approved upon by both parties and a new revision of specifications shall be released to reflect the changes.



# TAI-SAW TECHNOLOGY CO., LTD.

No. 3, Industrial 2nd Rd., Ping-Chen Industrial District,  
Taoyuan, 324, Taiwan, R.O.C.

TEL: 886-3-4690038 FAX: 886-3-4697532

E-mail: [tstsales@mail.taisaw.com](mailto:tstsales@mail.taisaw.com) Web: [www.taisaw.com](http://www.taisaw.com)

## SAW Filter 1472 MHz

MODEL NO.:TA1327A

REV. NO.:1

### A. MAXIMUM RATING:

1. Input Power Level: 10 dBm
2. DC Voltage : 3V
3. Operating Temperature: -20°C to +75°C
4. Storage Temperature: -40°C to +85°C

RoHS Compliant  
Lead free  
Lead-free soldering

Electrostatic Sensitive Device (ESD)

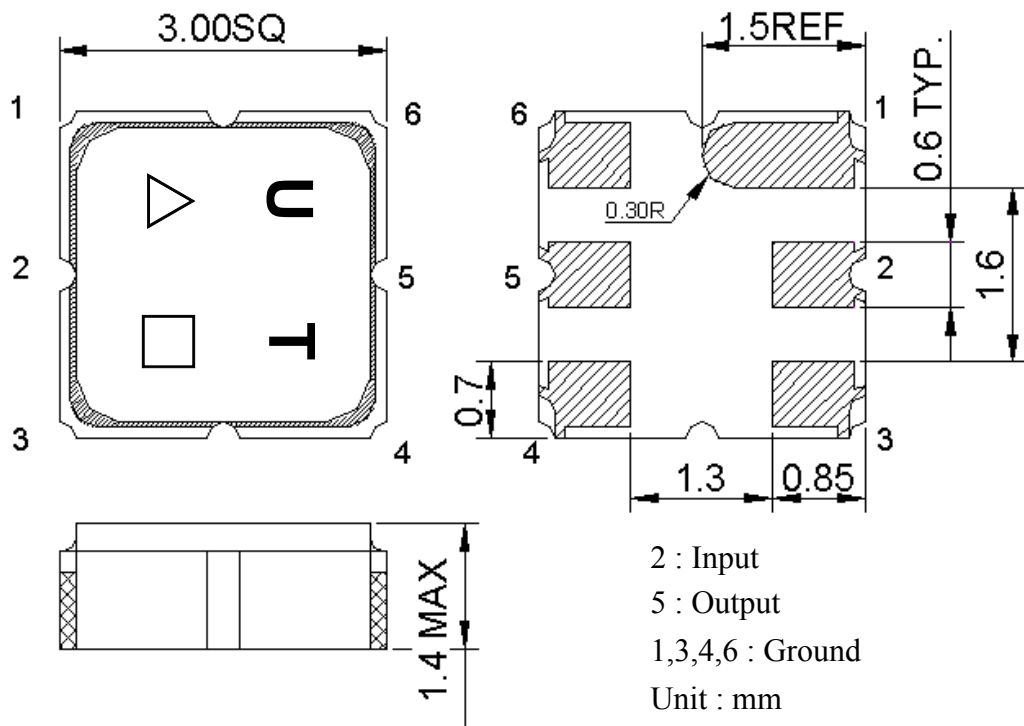
### B. ELECTRICAL CHARACTERISTICS:

Terminating source impedance (single ended) :  $Z_s = 50 \Omega$

Terminating load impedance (single ended) :  $Z_L = 50 \Omega$

Item	Unit	Min.	Typ.	Max.	Note
<b>Center Frequency</b> <span style="float:right"><b>Fc</b></span>	MHz	-	1472	-	-
<b>Insertion Loss</b> (1452 ~ 1492 MHz)	dB	-	2	2.7	-
<b>Amplitude ripple</b> (1452 ~ 1492 MHz)	dB	-	0.5	1.5	-
<b>VSWR</b> (1452 ~ 1492 MHz)		-	1.9	2.3	-
<b>Attenuation</b> (reference level from 0 dB)					
DC ~ 1200 MHz	dB	38	42	-	-
1200 ~ 1398 MHz	dB	25	29	-	-
1398 ~ 1410 MHz	dB	24	27	-	-
1547 ~ 1590 MHz	dB	20	22	-	-
1590 ~ 2500 MHz	dB	25	28	-	-
<b>Temperature Coefficient of Frequency</b>	ppm/°C	-	-36	-	-

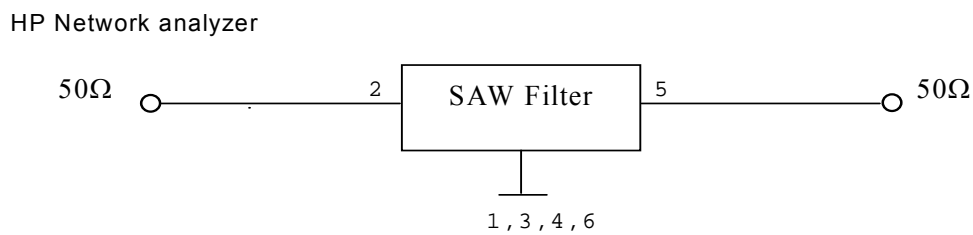
**C.OUTLINE DRAWING:**



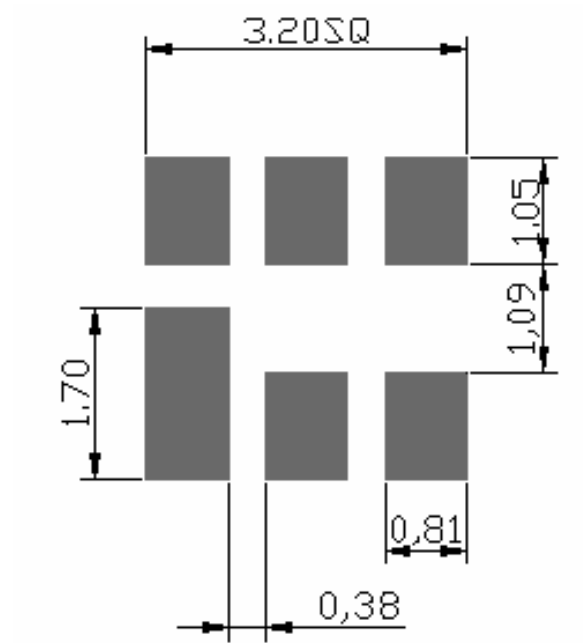
△ : Year Code (2009->9, 2010->0,..., 2018->8)

□ : Date Code (W01->A,W02->B,...W27->a,...,W52->z)

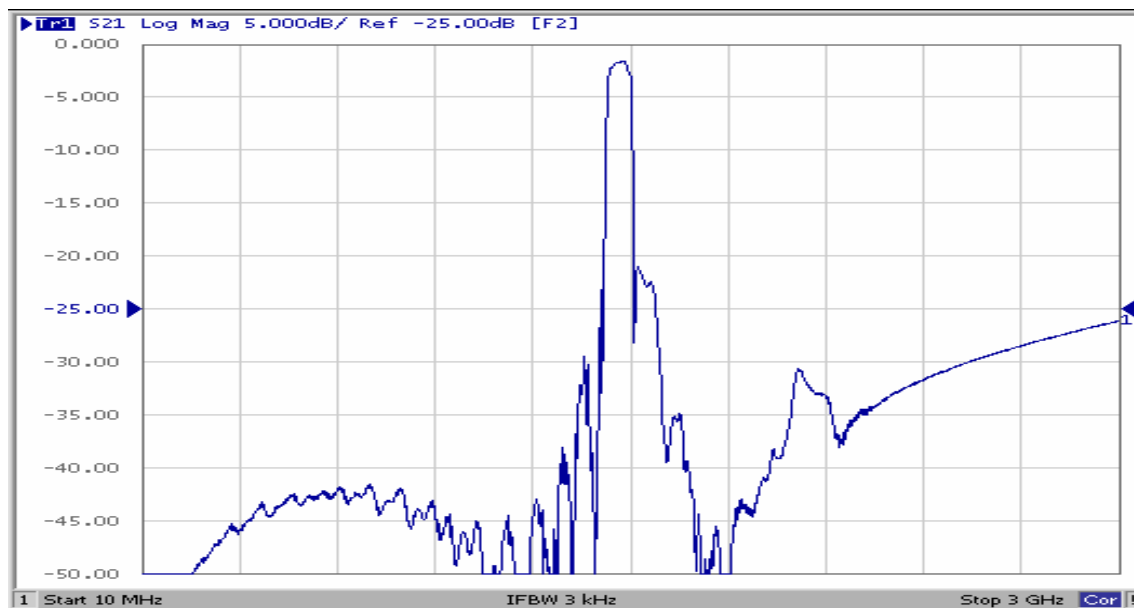
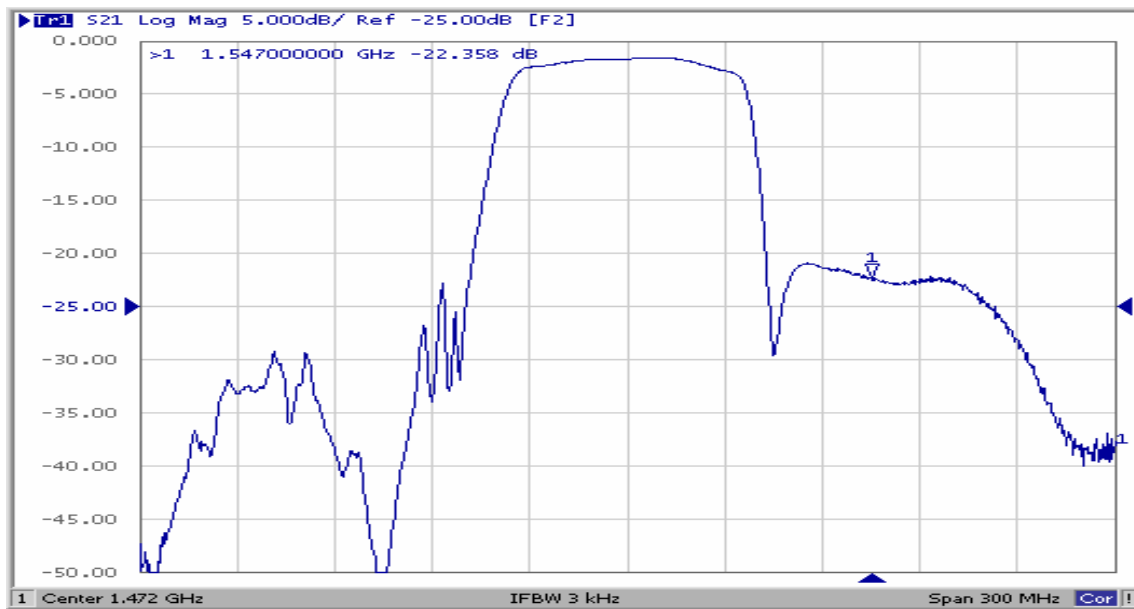
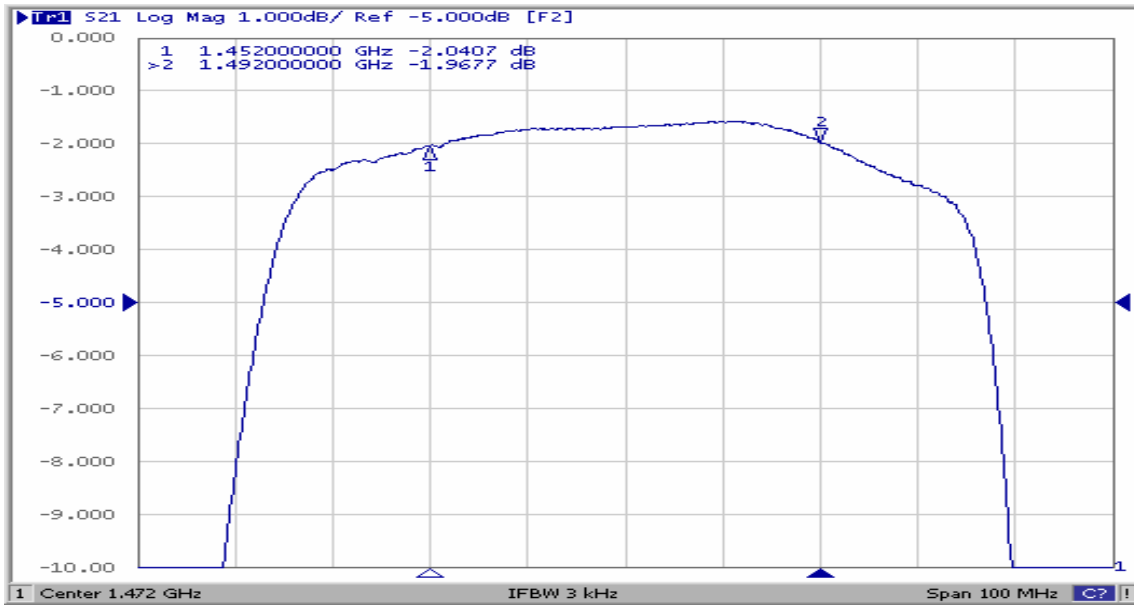
**D. MEASUREMENT CIRCUIT:**



**E. PCB Footprint:**

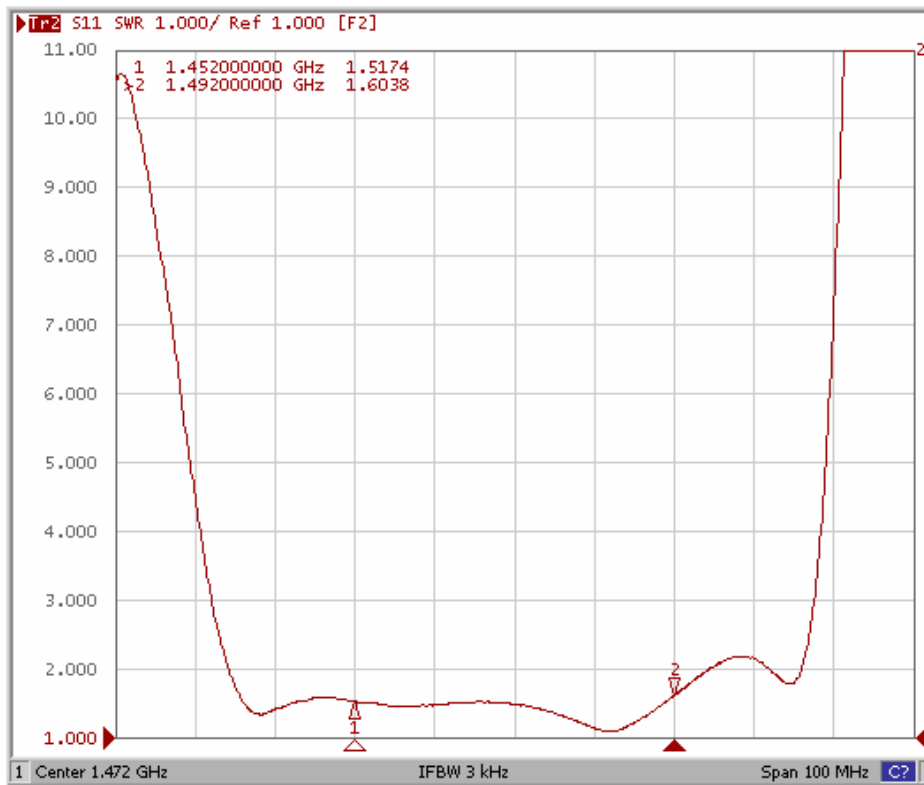


## F. Frequency Characteristics :

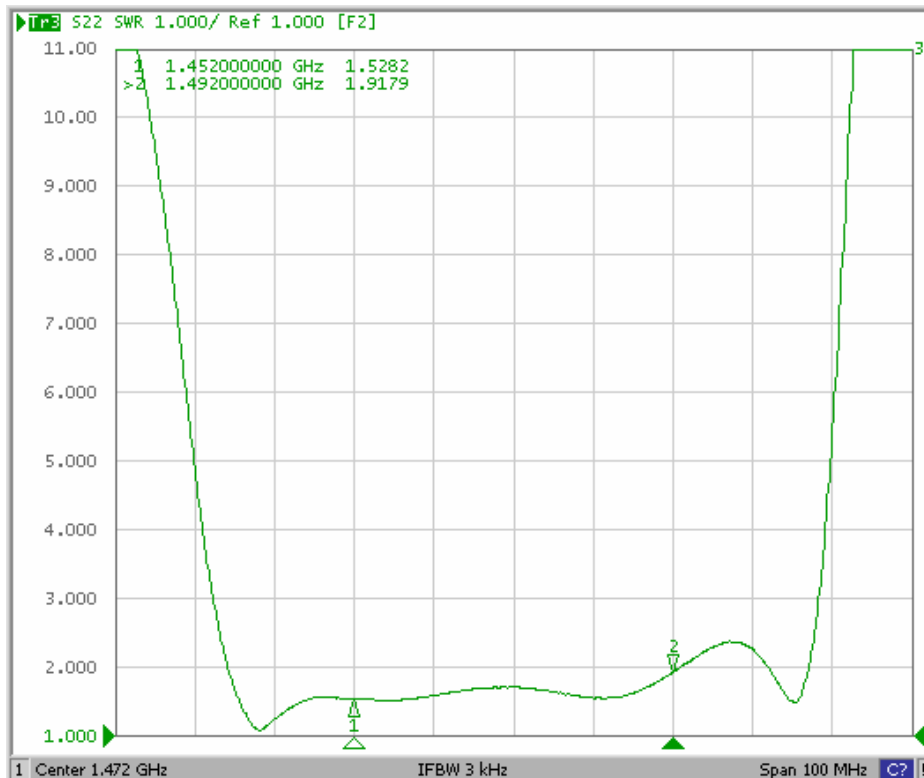


# Reflection Functions :

## S11



## S22





## H. RECOMMENDED REFLOW PROFILE :

1. Preheating shall be fixed at 150~180°C for 60~90 seconds.
2. Ascending time to preheating temperature 150°C shall be 30 seconds min.
3. Heating shall be fixed at 220°C for 50~80 seconds and at 245~260°C peak (min. 10sec).
4. Time : 2 times.

