

SCHOTTKY BARRIER DIODE

●Applications

Low current rectification

●Features

Extremely small surface mounting type. (SOD923)

Low V_F

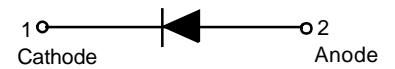
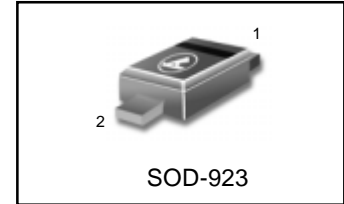
High reliability.

We declare that the material of product compliance with RoHS requirements.

●Construction

Silicon epitaxial planar

LRB751CS-40T5G



DEVICE MARKING AND ORDERING INFORMATION

Device	Marking	Shipping
LRB751CS-40T5G	5	8000/Tape&Reel

●Absolute maximum ratings (Ta=25°C)

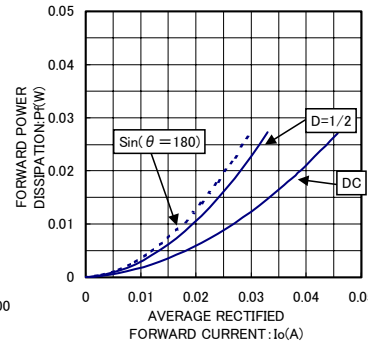
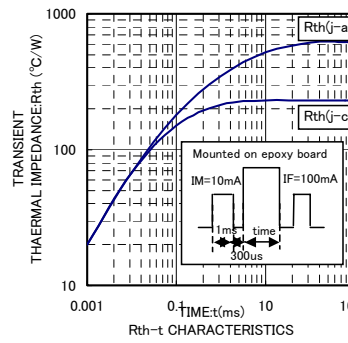
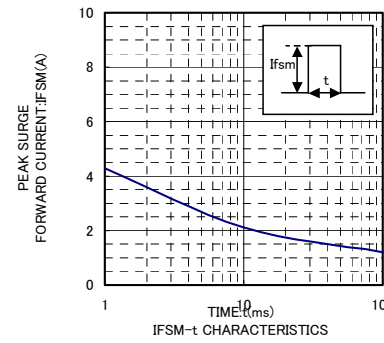
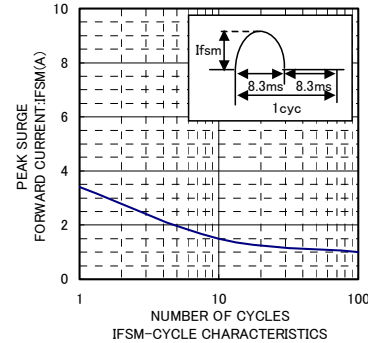
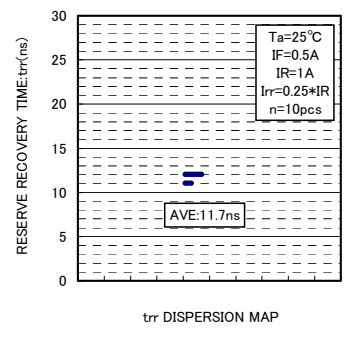
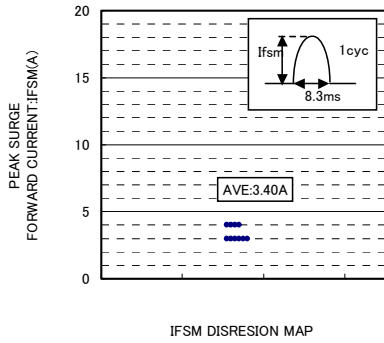
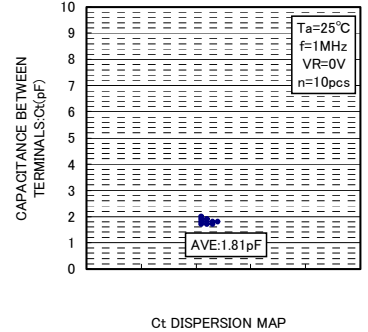
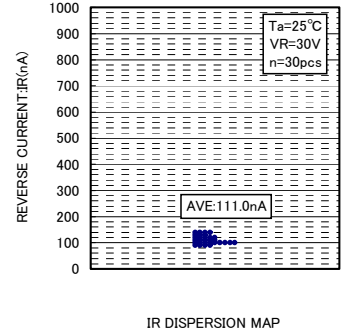
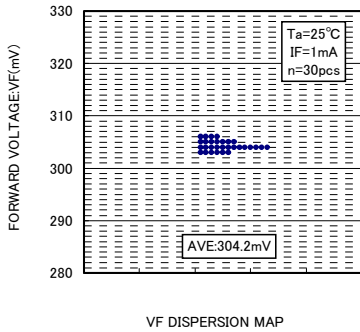
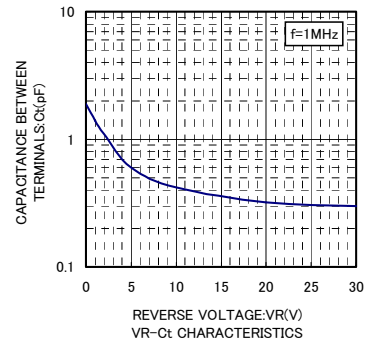
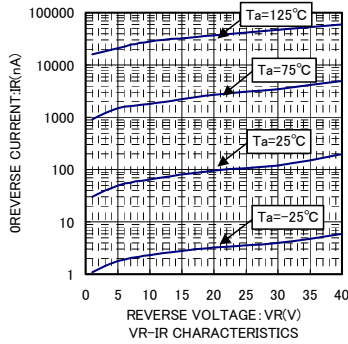
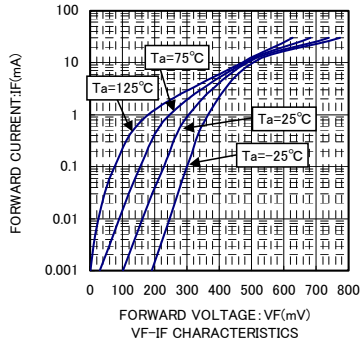
Parameter	Symbol	Limits	Unit
Reverse voltage (repetitive peak)	V_{RM}	40	V
Reverse voltage (DC)	V_R	30	V
Average rectified forward current	I_o	30	mA
Forward current surge peak (60Hz·1cyc)	I_{FSM}	200	mA
Junction temperature	T_j	125	°C
Storage temperature	T_{stg}	-40 to +125	°C

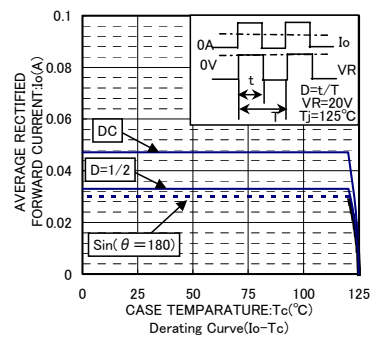
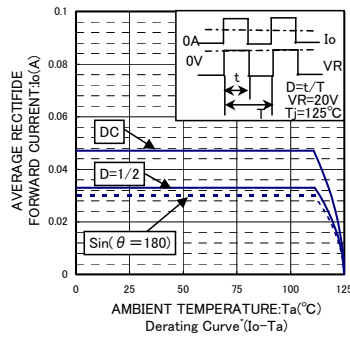
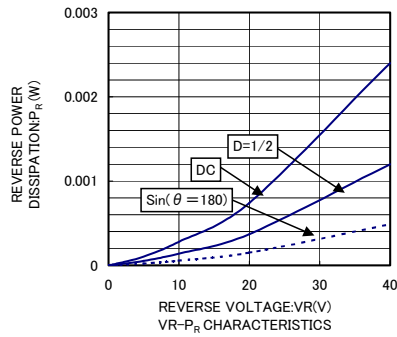
●Electrical characteristic (Ta=25°C)

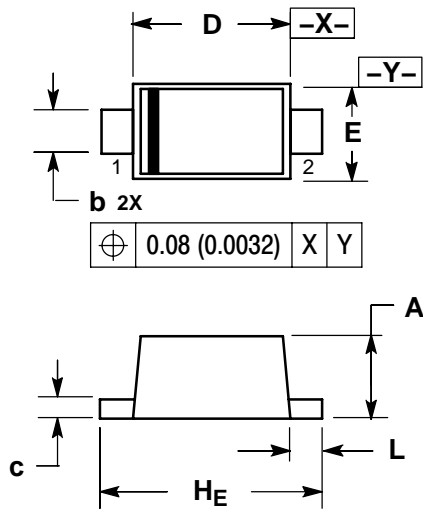
Parameter	Symbol	Min.	Typ.	Max.	Unit	Conditions
Forward voltage	V_F	-		0.37	V	$I_F=1mA$
Reverse current	I_R	-		0.5	μA	$V_R=30V$
Capacitance between terminals	C_t	-	2	-	pF	$V_R=1V, f=1MHz$

LRB751CS-40T5G

●Electrical characteristic curves



LRB751CS-40T5G
Electrical characteristic curves ($T_a=25^{\circ}\text{C}$)


LRB751CS-40T5G
SOD-923


DIM	MILLIMETERS			INCHES		
	MIN	NOM	MAX	MIN	NOM	MAX
A	0.34	0.39	0.43	0.013	0.015	0.017
b	0.15	0.20	0.25	0.006	0.008	0.010
c	0.07	0.12	0.17	0.003	0.005	0.007
D	0.75	0.80	0.85	0.030	0.031	0.033
E	0.55	0.60	0.65	0.022	0.024	0.026
HE	0.95	1.00	1.05	0.037	0.039	0.041
L	0.05	0.10	0.15	0.002	0.004	0.006