

1W, 6.8V - 220V Voltage Regulator Diodes

FEATURES

- Silicon zener diodes
- Low profile surface-mount package
- Zener and surge current specification
- Low leakage current
- Excellent stability
- Compliant to RoHS Directive 2011/65/EU and in accordance to WEEE 2002/96/EC
- Halogen-free according to IEC 61249-2-21 definition



Sub SMA



MECHANICAL DATA

Case: Sub SMA

Molding compound, UL flammability classification rating 94V-0

Moisture sensitivity level: level 1, per J-STD-020

Part No. with suffix "H" means AEC-Q101 qualified

Packing code with suffix "G" means green compound (halogen-free)

Terminal: Matte tin plated leads, solderable per JESD22-B102

Meet JESD 201 class 2 whisker test

Polarity: Indicated by cathode band

Weight: 19mg (approximately)

MAXIMUM RATINGS AND ELECTRICAL CHARACTERISTICS (T _A =25°C unless otherwise noted)			
PARAMETER	SYMBOL	VALUE	UNIT
Forward voltage @ I _F =0.2A	V _F	1.2	Volts
Power dissipation at T _L =80°C T _A =25°C (Note 1)	P _{tot}	2.3 1.0	Watts
Non-repetitive peak pulse power dissipation 100µs square pulse (Note 2)	P _{ZSM}	300	Watts
Non-repetitive peak pulse power dissipation 10/1000µs waveform (BZD27C6V8P to BZD27C100P)	P _{RSM}	150	Watts
Non-repetitive peak pulse power dissipation 10/1000µs waveform (BZD27C110P to BZD27C220P)	P _{RSM}	100	Watts
Thermal resistance junction to ambient (Note 1)	R _{θJA}	180	°C/W
Thermal resistance junction to lead	R _{θJL}	30	°C/W
Operating and storage temperature range	T _J , T _{STG}	-55 to +175	°C

Note 1: Mounted on Cu-Pad size 5mm x 5mm

ORDERING INFORMATION					
PART NO.	PART NO. SUFFIX	PACKING CODE	PACKING CODE SUFFIX	PACKAGE	PACKING
BZD27CxxP (Note 1)	H	RU	G	Sub SMA	1,800 / 7" Plastic reel (8mm tape)
		RV		Sub SMA	3,000 / 7" Plastic reel (8mm tape)
		RT		Sub SMA	7,500 / 13" Paper reel (8mm tape)
		MT		Sub SMA	7,500 / 13" Plastic reel (8mm tape)
		RQ		Sub SMA	10,000 / 13" Paper reel (8mm tape)
		MQ		Sub SMA	10,000 / 13" Plastic reel (8mm tape)
		R3		Sub SMA	1,800 / 7" Plastic reel (12mm tape)
		RF		Sub SMA	3,000 / 7" Plastic reel (12mm tape)
		R2		Sub SMA	7,500 / 13" Paper reel (12mm tape)
		M2		Sub SMA	7,500 / 13" Plastic reel (12mm tape)
		RH		Sub SMA	10,000 / 13" Paper reel (12mm tape)
		MH		Sub SMA	10,000 / 13" Plastic reel (12mm tape)

Note 1: "xx" defines voltage from 6.8V (BZD27C6V8P) to 220V (BZD27C220P)

EXAMPLE					
PREFERRED PART NO.	PART NO.	PART NO. SUFFIX	PACKING CODE	PACKING CODE SUFFIX	DESCRIPTION
BZD27C10PHRUG	BZD27C10P	H	RU	G	AEC-Q101 qualified Green compound

RATINGS AND CHARACTERISTICS CURVES (T_A=25°C unless otherwise noted)

FIG. 1 TYPICAL FORWARD CHARACTERISTICS

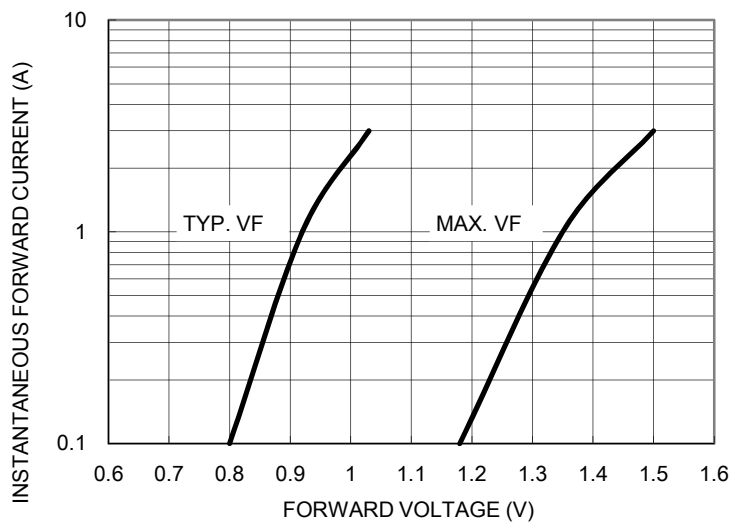


FIG. 2 TYP. DIODE CAPACITANCE vs REVERSE VOLTAGE

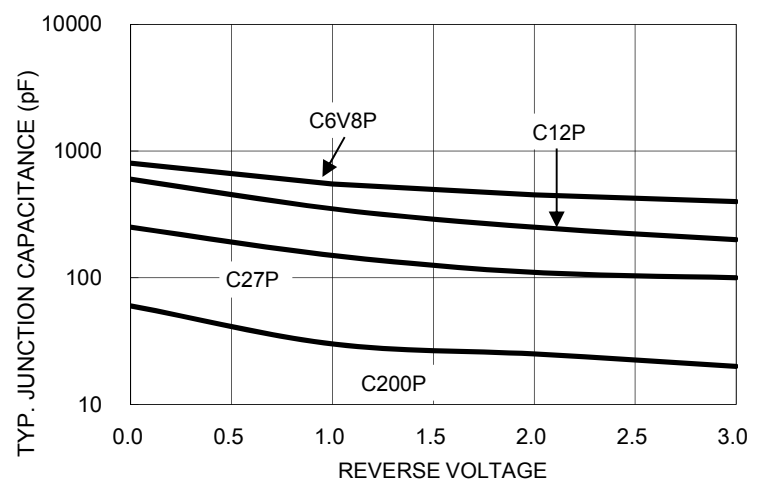
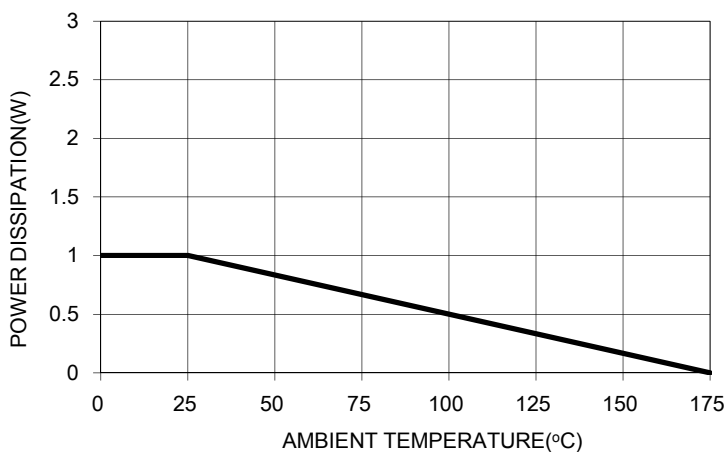


FIG.3 POWER DISSIPATION vs AMBIENT TEMPERATURE



Device	Device Marking Code	Working Voltage (Note 1)		Differential Resistance		Temperature Coefficient		Test Current	Reverse Current@ Reverse Voltage	
		$V_Z @ I_{ZT}$		$r_{dif} @ I_Z$		$ALPH_Z @ I_Z$		I_{ZT}	I_R	V_R
		V		Ω		%/°C		mA	μA	V
		Min.	Max.	Typ.	Max.	Min.	Max.		Max.	
BZD27C6V8P	D7	6.4	7.2	1	3	0	0.07	100	10	3
BZD27C7V5P	D8	7.0	7.9	1	2	0	0.07	100	50	3
BZD27C8V2P	D9	7.7	8.7	1	2	0.03	0.08	100	10	3
BZD27C9V1P	E0	8.5	9.6	2	4	0.03	0.08	50	10	5
BZD27C10P	E1	9.4	10.6	2	4	0.05	0.09	50	7	7.5
BZD27C11P	E2	10.4	11.6	4	7	0.05	0.10	50	4	8.2
BZD27C12P	E3	11.4	12.7	4	7	0.05	0.10	50	3	9.1
BZD27C13P	E4	12.4	14.1	5	10	0.05	0.10	50	2	10
BZD27C15P	E5	13.8	15.6	5	10	0.05	0.10	25	1	11
BZD27C16P	E6	15.3	17.1	6	15	0.06	0.11	25	1	12
BZD27C18P	E7	16.8	19.1	6	15	0.06	0.11	25	1	13
BZD27C20P	E8	18.8	21.2	6	15	0.06	0.11	25	1	15
BZD27C22P	E9	20.8	23.3	6	15	0.06	0.11	25	1	16
BZD27C24P	F0	22.8	25.6	7	15	0.06	0.11	25	1	18
BZD27C27P	F1	25.1	28.9	7	15	0.06	0.11	25	1	20
BZD27C30P	F2	28	32	8	15	0.06	0.11	25	1	22
BZD27C33P	F3	31	35	8	15	0.06	0.11	25	1	24
BZD27C36P	F4	34	38	21	40	0.06	0.11	10	1	27
BZD27C39P	F5	37	41	21	40	0.06	0.11	10	1	30
BZD27C43P	F6	40	46	24	45	0.07	0.12	10	1	33
BZD27C47P	F7	44	50	24	45	0.07	0.12	10	1	36
BZD27C51P	F8	48	54	25	60	0.07	0.12	10	1	39
BZD27C56P	F9	52	56	25	60	0.07	0.12	10	1	43
BZD27C62P	G0	58	66	25	80	0.08	0.13	10	1	47
BZD27C68P	G1	64	72	25	80	0.08	0.13	10	1	51
BZD27C75P	G2	70	79	30	100	0.08	0.13	10	1	56
BZD27C82P	G3	77	82	60	200	0.08	0.13	10	1	62
BZD27C91P	G4	85	91	60	200	0.08	0.13	5	1	68
BZD27C100P	G5	94	106	60	200	0.09	0.13	5	1	75
BZD27C110P	G6	104	116	80	250	0.09	0.13	5	1	82
BZD27C120P	G7	114	127	150	300	0.09	0.13	5	1	91
BZD27C130P	G	124	141	150	300	0.09	0.13	5	1	100
BZD27C150P	G9	138	156	150	300	0.09	0.13	5	1	110
BZD27C160P	H0	153	171	150	350	0.09	0.13	5	1	120
BZD27C180P	H1	168	191	280	450	0.09	0.13	5	1	130
BZD27C200P	H2	188	212	350	750	0.09	0.13	5	1	150
BZD27C220P	H3	208	233	430	900	0.09	0.13	5	1	160

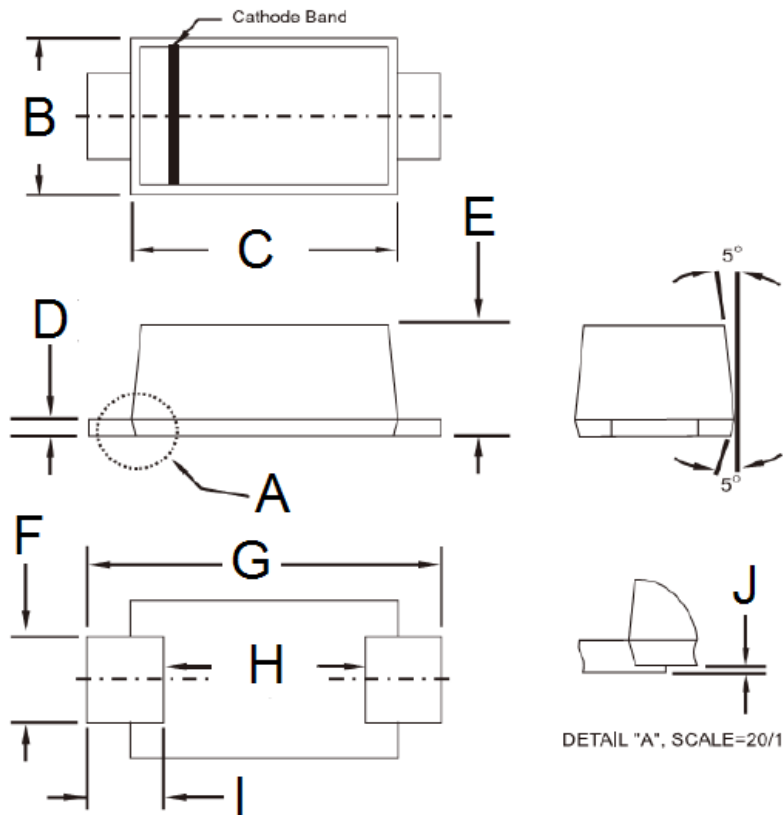
Notes: 1. Pulse test: $t_p \leq 5ms$.

Device	Rev. Breakdown Voltage	Test Current	Temperature Coefficient		Clamping Voltage		Reverse Current@ Stand-Off Voltage	
	$V_{(BR)}@I_{test}$	I_{test}	ALPHz@ I_{test}		Vc	@ I_{RSM} (Note 1)	I_R	@ V_{WM}
	V	mA	%/ $^{\circ}C$		V	A	μA	V
	Min.		Min.	Max	Max.		Max.	
BZD27C7V5P	7	100	0.00	0.07	11.3	13.3	1500	6.2
BZD27C8V2P	7.7	100	0.03	0.08	12.3	12.2	1200	6.8
BZD27C9V1P	8.5	50	0.03	0.08	13.3	11.3	100	7.5
BZD27C10P	9.4	50	0.05	0.09	14.8	10.1	20	8.2
BZD27C11P	10.4	50	0.05	0.10	15.7	9.6	5	9.1
BZD27C12P	11.4	50	0.05	0.10	17.0	8.8	5	10
BZD27C13P	12.4	50	0.05	0.10	18.9	7.9	5	11
BZD27C15P	13.8	50	0.05	0.10	20.9	7.2	5	12
BZD27C16P	15.3	25	0.06	0.11	22.9	6.6	5	13
BZD27C18P	16.8	25	0.06	0.11	25.6	5.9	5	15
BZD27C20P	18.8	25	0.06	0.11	28.4	5.3	5	16
BZD27C22P	20.8	25	0.06	0.11	31.0	4.8	5	18
BZD27C24P	22.8	25	0.06	0.11	33.8	4.4	5	20
BZD27C27P	25.1	25	0.06	0.11	38.1	3.9	5	22
BZD27C30P	28	25	0.06	0.11	42.2	3.6	5	24
BZD27C33P	31	25	0.06	0.11	46.2	3.2	5	27
BZD27C36P	34	10	0.06	0.11	50.1	3.0	5	30
BZD27C39P	37	10	0.06	0.11	54.1	2.8	5	33
BZD27C43P	40	10	0.07	0.12	60.7	2.5	5	36
BZD27C47P	44	10	0.07	0.12	65.5	2.3	5	39
BZD27C51P	48	10	0.07	0.12	70.8	2.1	5	43
BZD27C56P	52	10	0.07	0.12	78.6	1.9	5	47
BZD27C62P	58	10	0.08	0.13	86.5	1.7	5	51
BZD27C68P	64	10	0.08	0.13	94.4	1.6	5	56
BZD27C75P	70	10	0.08	0.13	103.5	1.5	5	62
BZD27C82P	77	10	0.08	0.13	114	1.3	5	68
BZD27C91P	85	5	0.09	0.13	126	1.2	5	75
BZD27C100P	94	5	0.09	0.13	139	1.1	5	82
BZD27C110P	104	5	0.09	0.13	150	1.0	5	91
BZD27C120P	114	5	0.09	0.13	152	0.65	5	100
BZD27C130P	124	5	0.09	0.13	185	0.81	5	110
BZD27C150P	138	5	0.09	0.13	205	0.73	5	120
BZD27C160P	153	5	0.09	0.13	224	0.67	5	130
BZD27C180P	168	5	0.09	0.13	229	0.43	5	150
BZD27C200P	188	5	0.09	0.13	254	0.39	5	160
BZD27C220P	208	5	0.09	0.13	279	0.35	5	176

Notes: 1. Non-repetitive peak reverse current in accordance with "IEC 60-1, Section 8" (10/1000 μs pulse)

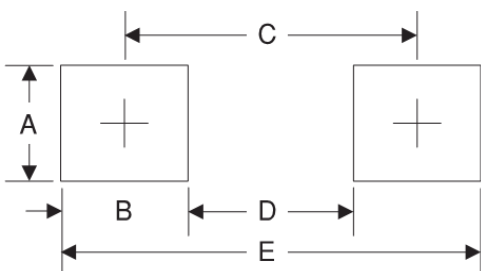
PACKAGE OUTLINE DIMENSIONS

Sub SMA



DIM.	Unit (mm)		Unit (inch)	
	Min	Max	Min	Max
B	1.70	1.90	0.067	0.075
C	2.70	2.90	0.106	0.114
D	0.16	0.30	0.006	0.012
E	1.23	1.43	0.048	0.056
F	0.80	1.20	0.031	0.047
G	3.40	3.80	0.134	0.150
H	2.45	2.60	0.096	0.102
I	0.35	0.85	0.014	0.033
J	0.00	0.10	0.000	0.004

SUGGESTED PAD LAYOUT



Symbol	Unit (mm)	Unit (inch)
A	1.4	0.055
B	1.2	0.047
C	3.1	0.122
D	1.9	0.075
E	4.3	0.169

MARKING DIAGRAM



- P/N = Marking Code
- G = Green compound Code
- YW = Date Code
- F = Factory Code

Notice

Specifications of the products displayed herein are subject to change without notice. TSC or anyone on its behalf, assumes no responsibility or liability for any errors or inaccuracies.

Information contained herein is intended to provide a product description only. No license, express or implied, to any intellectual property rights is granted by this document. Except as provided in TSC's terms and conditions of sale for such products, TSC assumes no liability whatsoever, and disclaims any express or implied warranty, relating to sale and/or use of TSC products including liability or warranties relating to fitness for a particular purpose, merchantability, or infringement of any patent, copyright, or other intellectual property right.

The products shown herein are not designed for use in medical, life-saving, or life-sustaining applications. Customers using or selling these products for use in such applications do so at their own risk and agree to fully indemnify TSC for any damages resulting from such improper use or sale.