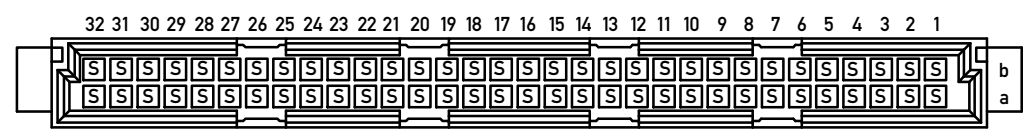
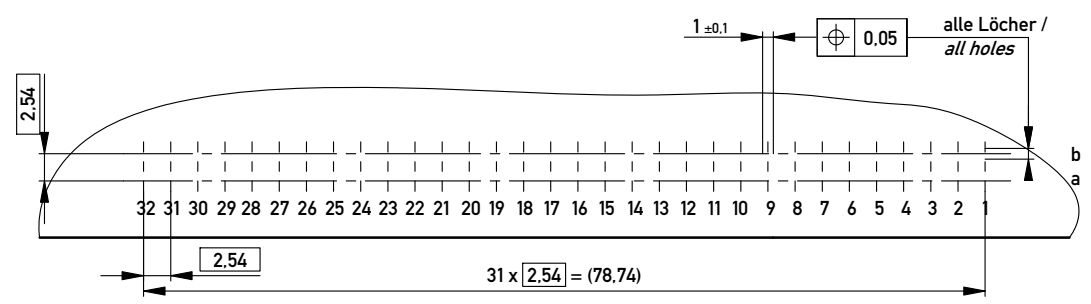


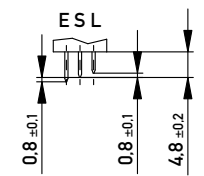
Bestückungsplan / contact layout



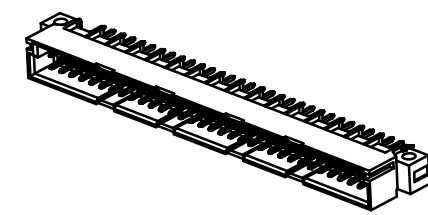
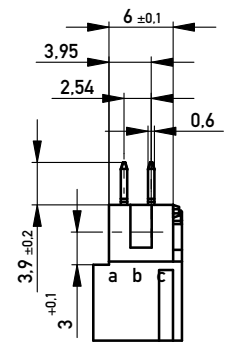
Leiterplatten- Lochbild / PCB drillhole pattern



Stecklänge / mating length



E = early mate, late break / voreilend
 S = standard
 L = late mate, early break / nacheilend



Lötanschluss 0,6mm / solder terminal 0,6mm
 Isolierwerkstoff / housing material : PBT GF 30
 Bauart 4 / type 4
 Anforderungsstufe 2 = 400 Steckzyklen / performance class 1 = 400 mating cycles
 Fehlende Maße und Angaben nach IEC 60 603-2 / DIN EN 60 603-2
 Missing information and dimensions per IEC 60 603-2 / DIN EN 60 603-2

Bedruckung siehe Zeichnung 294905
 marking see drawing 294905

Information:	Tolerances	All Dimensions in mm	Scale	2:1
	All rights reserved. Only for Information. To ensure that this is the latest version of this drawing, please contact one of the ERNI companies before using.		Designation	
Subject to modification without prior notice. Drawing will not be updated.		www.ERNI.com		Messerleiste B 64 Löt Male Connector B 64 solder
-	22.09.2009			384239
Index	Date	Class		STVB

Copyright by ERNI GmbH. Proprietary notice pursuant to ISO 9006 to be observed.