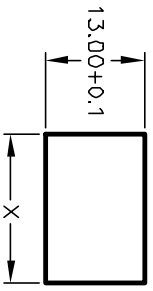
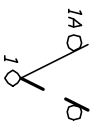


PANEL THICKNESS	X dimension
0.75-1.25 [0.30-.0491]	19.2-.01 [7.561]
1.25-2.0 [0.49-.079]	19.4-.01 [7.641]
2.0-3.0 [0.79-.118]	19.8-.01 [7.801]



PANEL CUTOUT
NOT TO SCALE

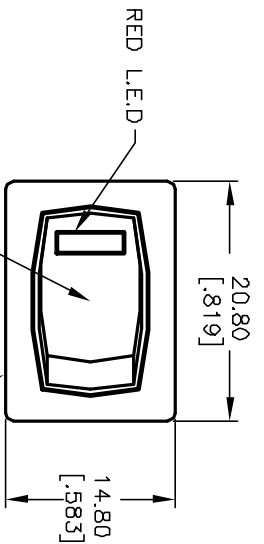
SWITCH FUNCTION	PDS, 1	PDS, 2
DN	DFC	
1-1a	DPEN	



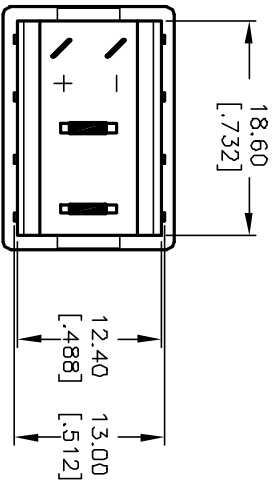
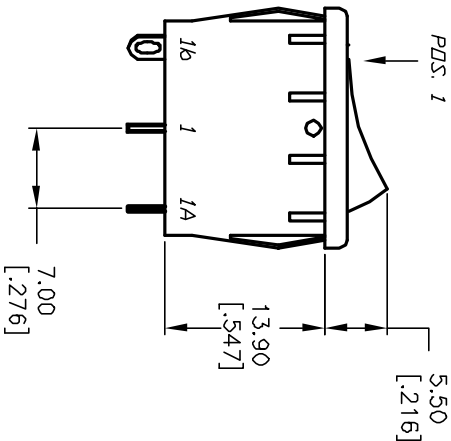
CIRCUIT: SPST

NOTES:

1. ALL DIMENSIONS IN MM [INCH]
2. GENERAL TOLERANCE: X.X=±0.4
X.XX=±0.25
3. TERMINAL NUMBERS FOR REF ONLY
4. RATING: 15A @ 125VAC OR 6A @ 250VAC
5. MATERIALS: (TERMINALS) SILVER PLATED COPPER
(CONTACTS) COIN SILVER, SILVER PLATED.
6. CONTACT RESISTANCE: <20 Mega
7. ELECTRICAL LIFE: 10,000 cycles
8. INSULATION RESISTANCE: >1000 Mega
9. DIELECTRIC STRENGTH: >1500V 1 minute
>3000V between Poles
10. OPERATING TEMP.: -25°C to +85°C

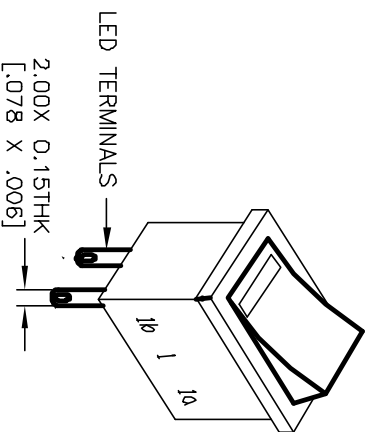
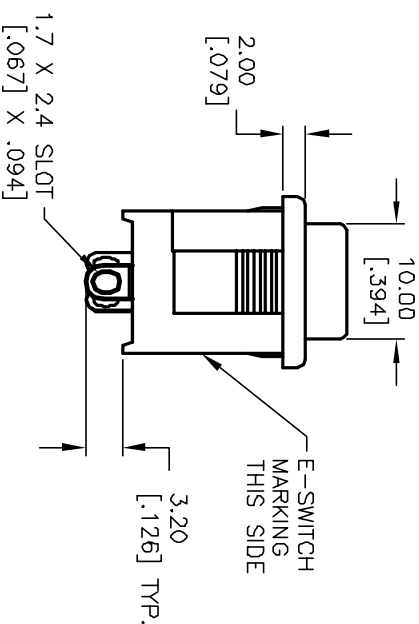


WHITE ACTUATOR
WHITE HOUSING/BODY



RED L.E.D

PARAMETERS	SYMBOL	MAX. TYP.	UNITS
POWER DISSIPATION	P _D	80	mW
AVE FORWARD CURRENT	I _{AF}	--	mA
PEAK FORWARD CURRENT	I _{PF}	100	mA
REVERSE VOLTAGE	V _R	5	V
FORWARD VOLTAGE	V _F	2.1	V
REVERSE CURRENT	I _R	100	µA
EMISSION WAVELENGTH	λ _p	660	nm
LUMINOUS INTENSITY	I _v	30	mcd



LED TERMINALS
ORTHOGRAPHIC PROJECTION
FOR CLARITY ONLY

E-SWITCH®

REV.	ECN No.	DESCRIPTION	DATE	CHKD	TITLE	SCALE	DATE	DR	DWG	REV
A	12578	RELEASED	11/19/02	CJB	R19664 WHT WHT E S RED	1.5:1	11/19/02	MM	M301151	A

THE INFORMATION CONTAINED IN THIS DOCUMENT IS PROPRIETARY TO E-SWITCH AND IS NOT TO BE COPIED OR TRANSFERRED