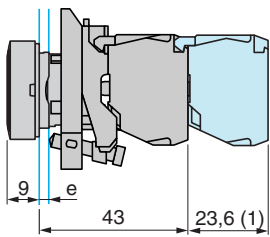


# Control and signalling units Ø 22

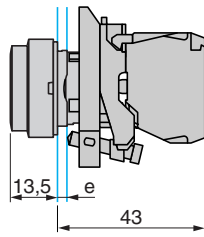
Harmony® style 4  
 Pushbuttons, switches and pilot lights, with chromium plated metal bezel  
 Completed units with contacts

1

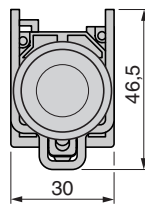
**Pushbuttons, spring return**  
 ZB4-BA● + ZB4-BZ●●● + ZBE-●●●



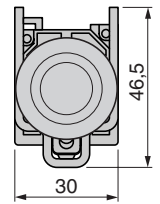
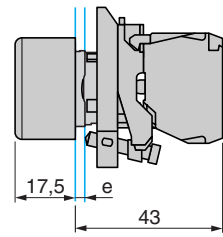
ZB4-BL● + ZB4-BZ●●●



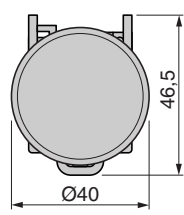
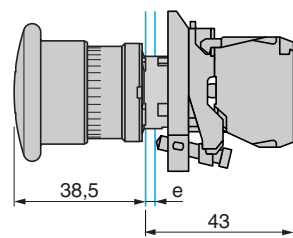
Common face view



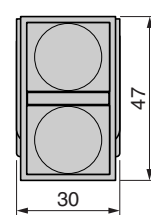
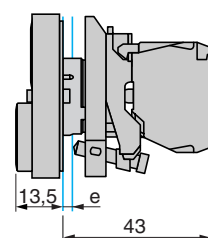
ZB4-BP● + ZB4-BZ●●●



**Mushroom head pushbuttons, spring return**  
 ZB4-BC2 + ZB4-BZ●●●



**Double-headed pushbuttons, spring return**  
 ZB4-BL●●●● + ZB4-BZ●●●

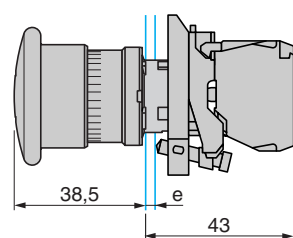


e: panel thickness 1 to 6 mm.

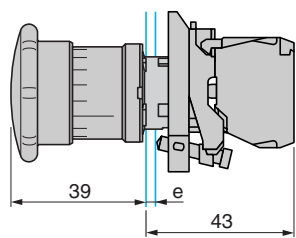
(1) Additional row of contacts or double contact.

**Emergency stop and mushroom head pushbuttons**

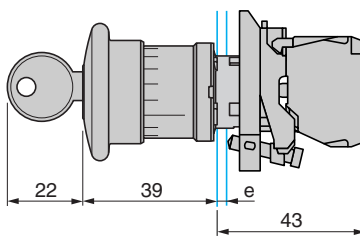
ZB4-BT4 + ZB4-BZ●●●,  
 ZB4-BT84 + ZB4-BZ●●●



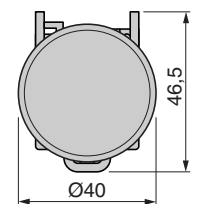
ZB4-BS54 + ZB4-BZ●●●,  
 ZB4-BS844 + ZB4-BZ●●●



ZB4-BS514 + ZB4-BZ●●●,  
 ZB4-BS944 + ZB4-BZ●●●



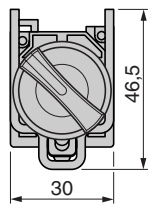
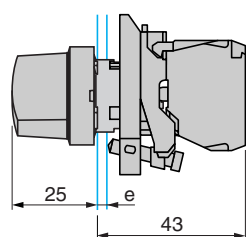
Common face view



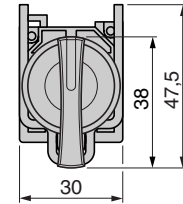
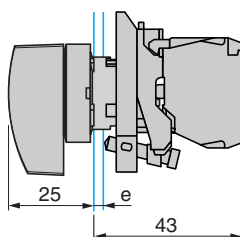
e: panel thickness 1 to 6 mm.

**Selector switches**

**Standard handle operator**  
 ZB4-BD●● + ZB4-BZ●●●

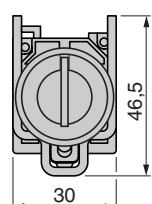
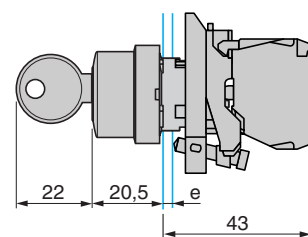


**Long handle operator**  
 ZB4-BJ●● + ZB4-BZ●●●



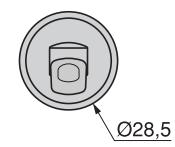
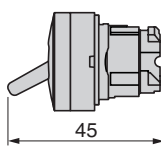
**Key switches**

ZB4-BG●● + ZB4-BZ●●●



**Heads for toggle switches**

ZB4-BD●8



e: panel thickness 1 to 6 mm.

**General:**  
 pages 1/2 to 1/7

**Characteristics:**  
 pages 1/8 to 1/11

**References:**  
 pages 1/12 to 1/47

# Control and signalling units Ø 22

Harmony® style 4

Pushbuttons, switches and pilot lights, with chromium plated metal bezel

Completed units with light functions with and without contacts

**Pilot lights**  
Integral LED

ZB4-BVB●/BVG●/BVM● + ZB4-BV0●●

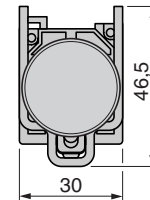
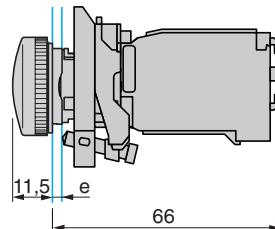
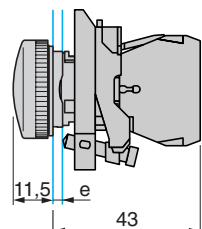
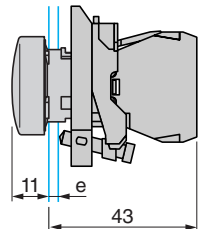
**Direct supply**

ZB4-BV6 + ZB4-BV0●

**Via integral transformer**

ZB4-BV3, 4 + ZB4-BV0●

Common face view



e: panel thickness 1 to 6 mm.

**Illuminated pushbuttons**

Integral LED

ZB4-BW0●●● + ZB4-BW3●●  
+ ZBE-●●●

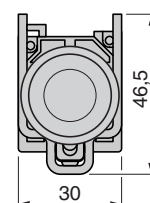
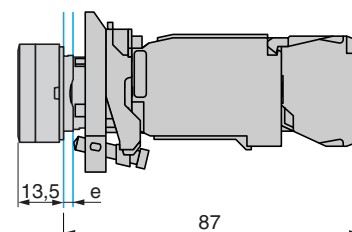
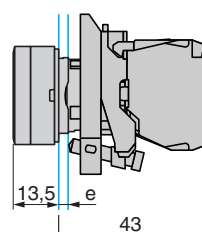
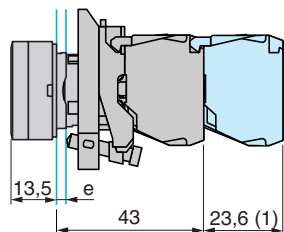
**Direct supply**

ZB4-BW0●● + ZB4-BW3●

**Via integral transformer**

ZB4-BW0●● + ZB4-BW3●

Common face view



**Double-headed pushbuttons with pilot light**

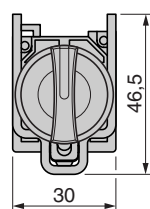
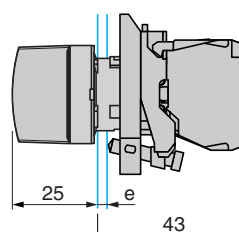
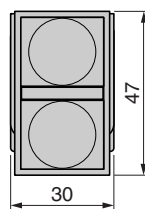
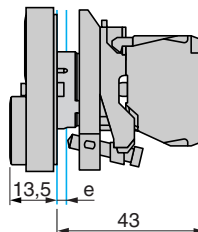
Integral LED

ZB4-BW0●●● + ZB4-BW8●●●●●

**Illuminated selector switches**

Integral LED

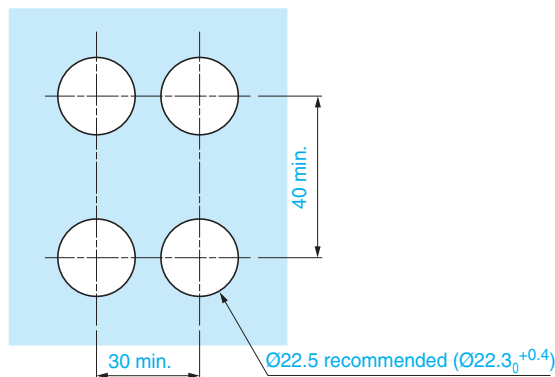
ZB4-BK1●●● + ZB4-BW0●●●



e: panel thickness 1 to 6 mm.

(1) Additional row of contacts or double contact.

**Support panel cut-out for pushbuttons, switches and pilot lights (1)**



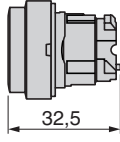
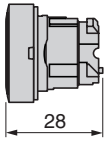
(1) Fixing centres for pushbuttons, switches and pilot lights fitted with Faston connector terminals: 32 x 45 mm.

# Control and signalling units Ø 22

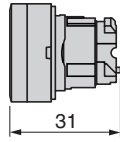
Harmony® style 4  
 Pushbuttons, switches and pilot lights, with chromium plated metal bezel  
 Sub-assemblies, ZB4-B: contact functions

1

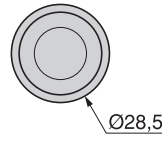
**Heads for pushbuttons, spring return**  
 ZB4-BA●, BA●●●, ZB4-BA●8



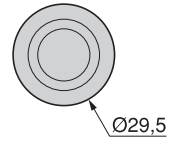
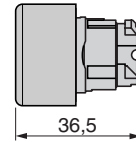
ZB4-BA●4  
 ZB4-BA●6



Common face view

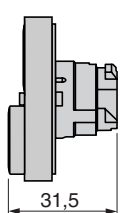
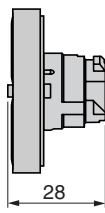


ZB4-BP●●  
 ZB4-BP●S

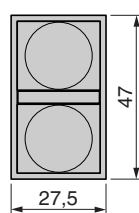


ZB4-	a
BP●●	36,5
BP●S	33

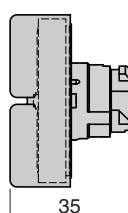
**Heads for double-headed pushbuttons, spring return**  
 ZB4-BA81●●, ZB4-BA82●●



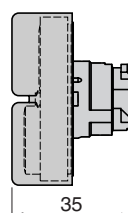
Common face view



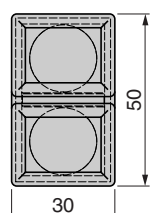
ZB4-BA91●●,  
 ZB4-BA92●●



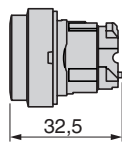
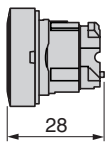
ZB4-BL93●●,  
 ZB4-BL94●●



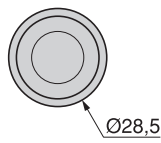
Common face view



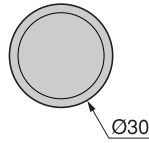
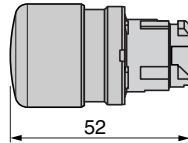
**Heads for pushbuttons "Push-push to release"**  
 ZB4-BH0●, ZB4-BH●



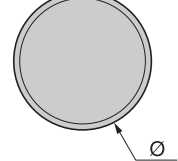
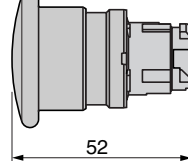
Common face view



**Mushroom head**  
 ZB4-BC●4

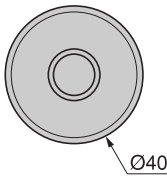
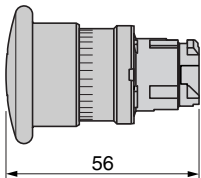


ZB4-BC●, BR●

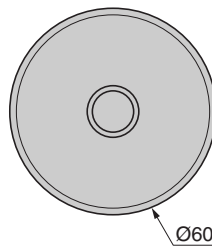
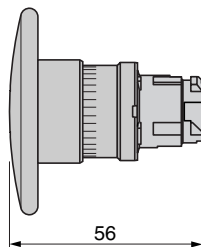


ZB4-	Ø
BC●	40
BR●	60

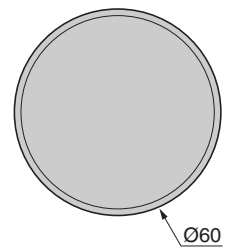
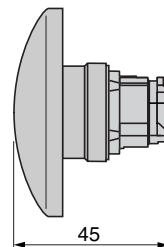
**Mushroom heads for pushbuttons, latching**  
 Push-pull  
 ZB4-BT●, BT●4



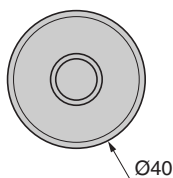
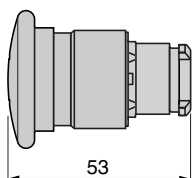
ZB4-BX2, BX4



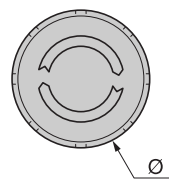
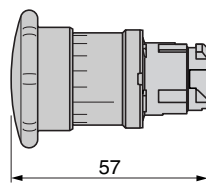
ZB4-BR●16



**Turn to release**  
 ZB4-BS4●, BS834



ZB4-BS5●, BS844, BS6●



ZB4-	Ø
BS5●, BS844	40
BS6●	60

# Control and signalling units Ø 22

Harmony® style 4

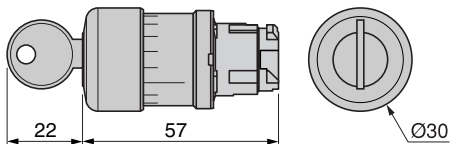
Pushbuttons, switches and pilot lights, with chromium plated metal bezel

Sub-assemblies, ZB4-B: contact functions

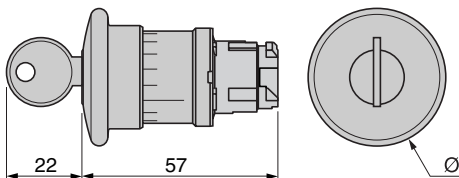
**Mushroom heads for pushbuttons, latching (continued)**

Key release

ZB4-BS7●, BS934



ZB4-BS1●, BS2●, BS944, BS964



ZB4-	Ø
BS1●, BS944	40
BS2●, BS964	60

**Heads for selector switches**

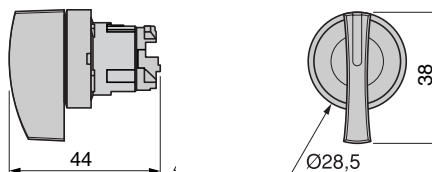
Standard handle

ZB4-BD●, BD0●M



Long handle

ZB4-BJ●, BD0●M



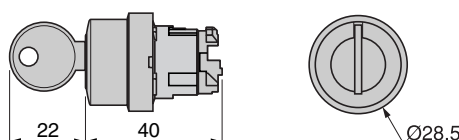
Knurled knob

ZB4-BD●9



Key switches

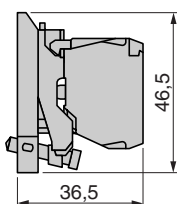
ZB4-BG●, BG0●, BG0●M



**Bodies for pushbuttons and switches**

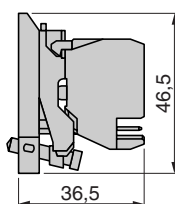
Screw clamp terminal connections

ZB4-BZ10●, BZ141



Plug-in connector

ZB4-BZ10●4, BZ1414



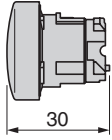
# Control and signalling units Ø 22

Harmony® style 4  
 Pushbuttons, switches and pilot lights, with chromium plated metal bezel  
 Sub-assemblies, ZB4-B: light functions with and without contacts

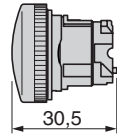
1

**Heads for pilot lights, with light source**

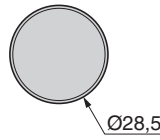
**Integral LED**  
 ZB4-BV0●3, BV0●3S



**Incandescent, neon or LED**  
 ZB4-BV0●, BV0●S

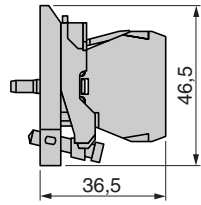


Common  
 face view

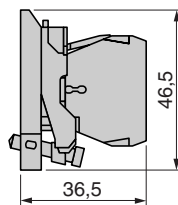


**Bodies for pilot lights, screw clamp terminal connections**

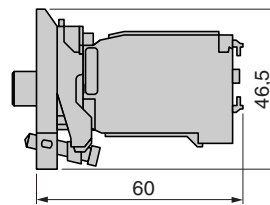
**Integral LED**  
 ZB4-BV●●



**Direct supply, for BA 9s bulb**  
 ZB4-BV6



**Via integral transformer, for BA 9s bulb**  
 ZB4-BV●, BV●D●



**Bodies for pilot lights, plug-in connector**

**Integral LED**  
 ZB4-BV●●4

