



PARA LIGHT ELECTRONICS CO., LTD.

4F, No.1, Lane 93, Chien Yi Road, Chung Ho City, Taipei, Taiwan
Tel: 886-2-2225-3733 Fax: 886-2-2225-4800
E-mail: para@para.com.tw <http://www.para.com.tw>

DATA SHEET

PART NO. : EP501WYL002WHR

REV : A/4

CUSTOMER'S APPROVAL : _____

DCC : _____

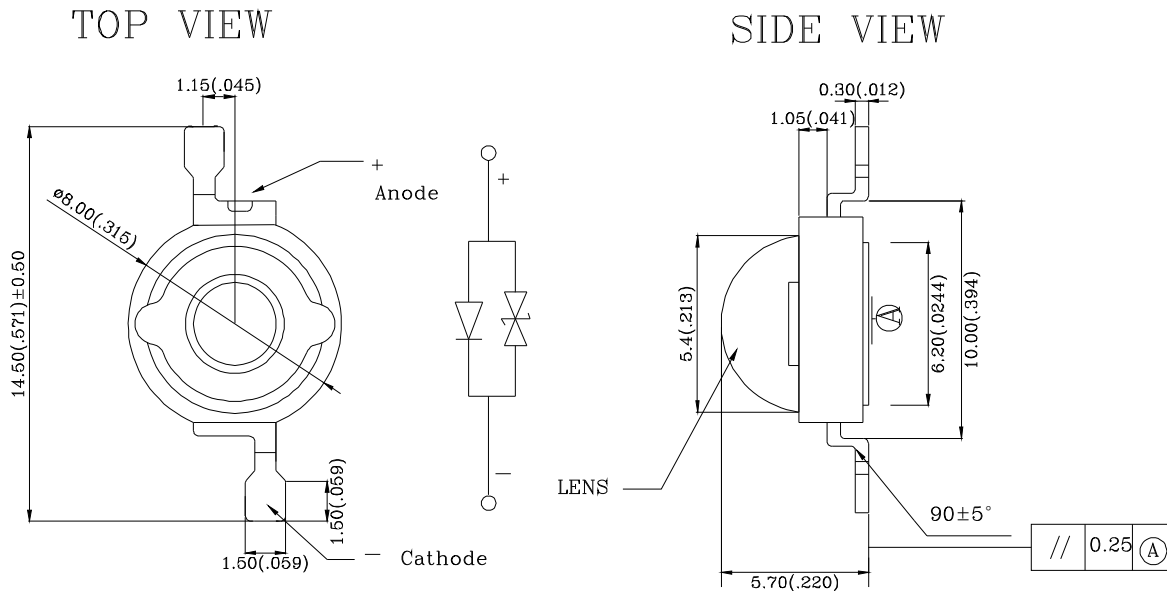


Enhance Power LED

EP501WYL002WHR

REV:A/4

●Package Dimension



Note:

1. All dimensions are in millimeters.
2. Tolerance is $\pm 0.25\text{mm}$ (.010") unless otherwise noted.

●Features

1. Long operating life.
2. Low voltage DC operated.
3. Instant light (Less than 100NS).
4. RoHS Compliant.
5. No UV emission.
6. Compatible to assemble, lead free reflow soldering process.
7. The led can withstand the max static level when assembling or operation (HBM) .



Enhance Power LED

EP501WYL002WHR

REV:A/4

●Chip Material

1. Dice Material : InGaN
2. Light Color : Warm White
3. Lens Color : Water Clear

●Absolute Maximum Rating(Ta=25°C)

Symbol	Parameter	Rating	Unit
IF	DC Forward Current	350	mA
I _{pulse}	Peak Pulse Current ($t_p \leq 100\mu s$, duty cycle=0.25)	500	mA
VR	Reverse Voltage	5	V
IR	Reverse Current(VR=5V)	50	uA
T _j	LED Junction Temperature(at IF=350mA)	115	°C
*Topr	Operating Temperature	-30 ~ +100	°C
*Tstg	Storage Temperature	-40 ~ +100	°C
Tsol	Manual Soldering Time at 260°C(Max.)	5	seconds
ESD	ESD Sensitivity (Human Body Model)	2000	V

Note :

* : Temperature for using with aluminum board.

●Electro-Optical Characteristic(Ta=25°C , T_{opr}=100ms)

Parameter	Symbol	Min.	Typ.	Max.	Unit	Test Condition
Luminous Flux	Φ_V	90	95		lm	IF=350mA
Viewing Angle	2 θ 1/2		130		deg	
Color Temperature	CCT		3000		K	IF=350mA
Forward Voltage	VF		3.3	3.6	V	IF =350mA
Reverse Current	IR			50	μA	VR = 5V
Color Rendering Index	CRI	80	81		Ra	IF=350mA

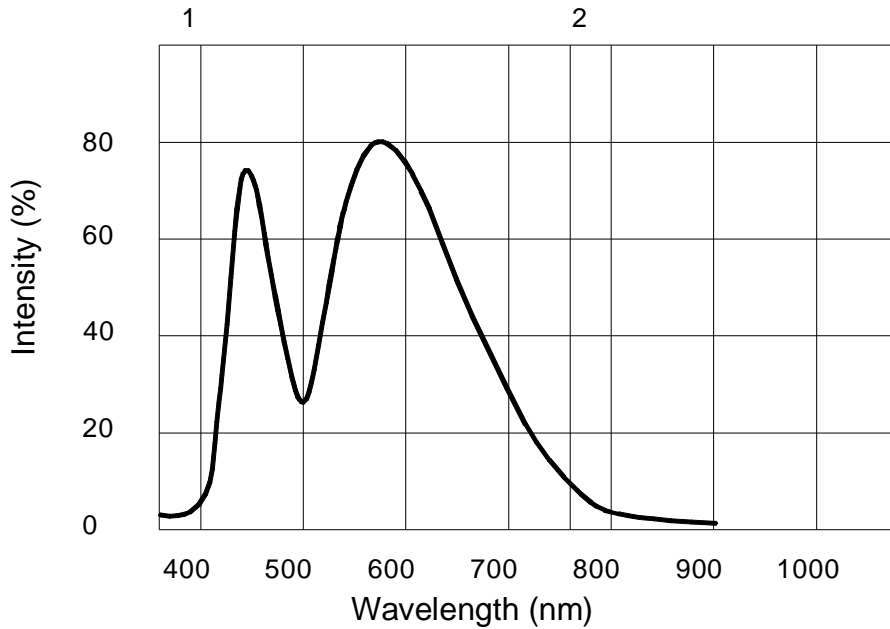


Enhance Power LED

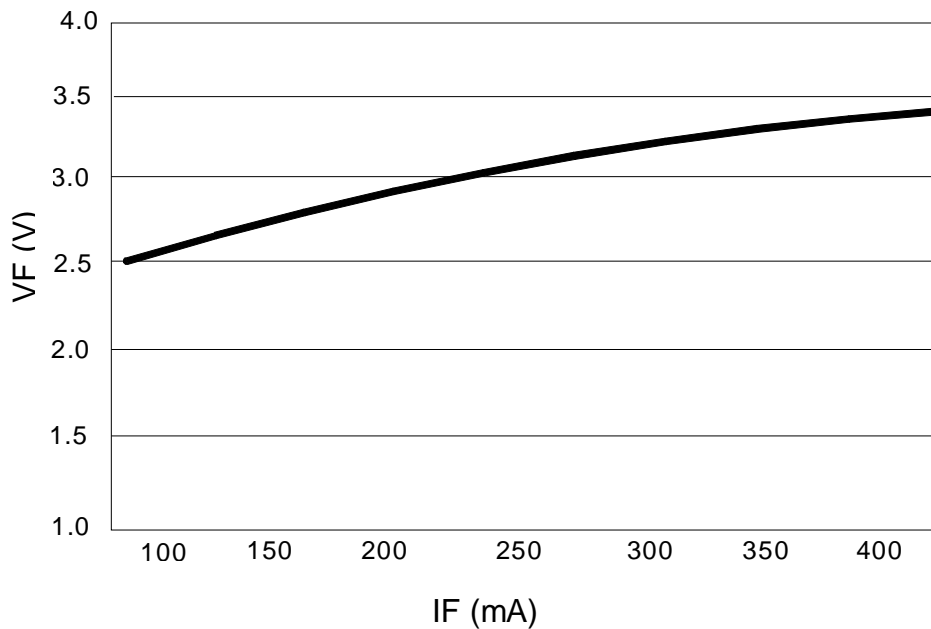
EP501WYL002WHR

REV:A/4

•Typical Optical and Electrical



Relative Intensity VS Wavelength



Forward Current VS Forward Voltage

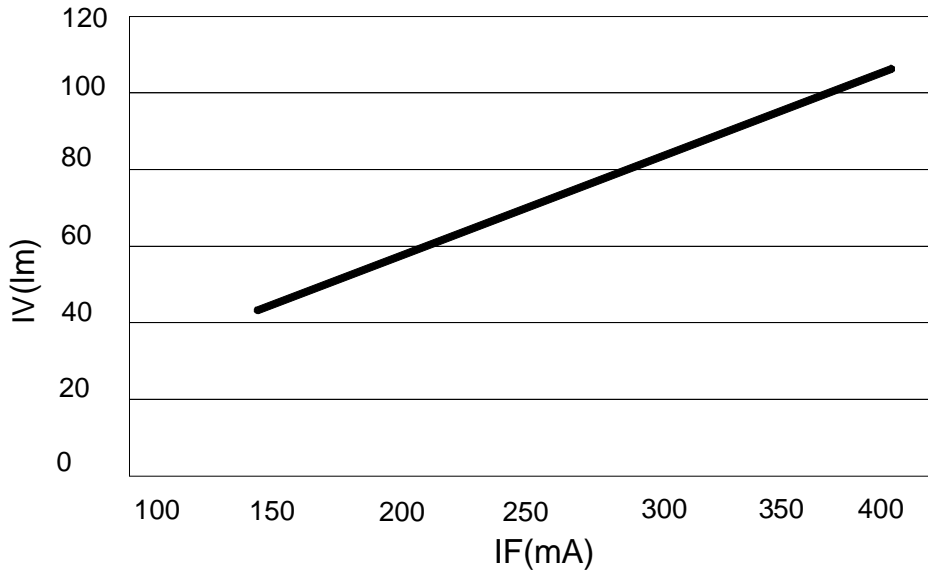


Enhance Power LED

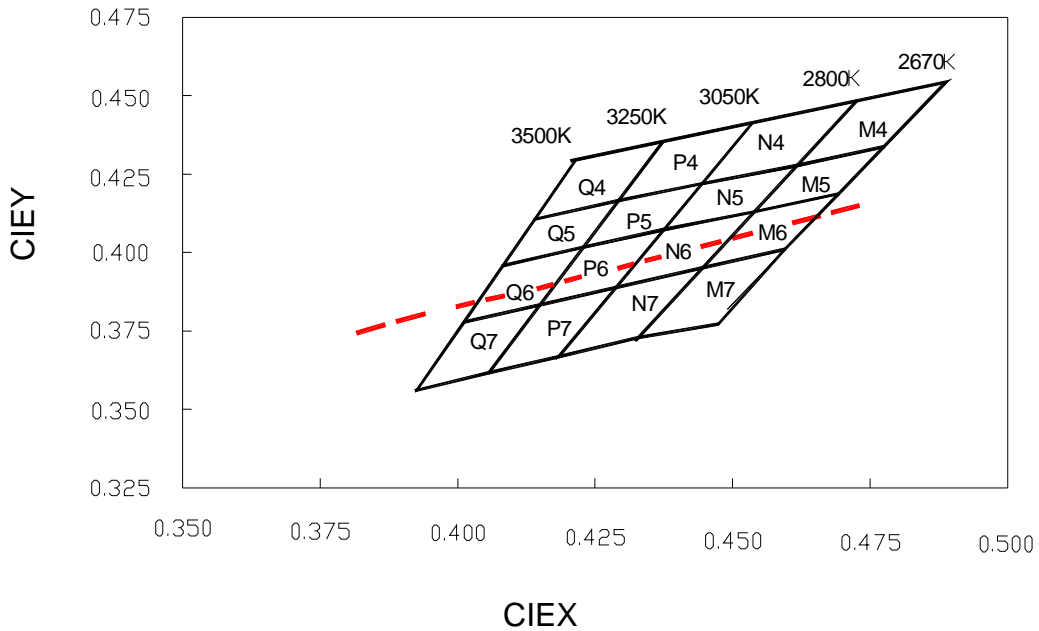
EP501WYL002WHR

REV:A/4

•Typical Optical and Electrical



Forward Current VS IV



Warm—white Bin Structure



Enhance Power LED

EP501WYL002WHR

REV:A/4

Group/ CCT(Typ)	X	Y	Group/ CCT(Typ)	X	Y
M4 2700K	0.47051	0.45083	P4 3150K	0.43846	0.4404
	0.48665	0.45419		0.45382	0.44598
	0.47673	0.43663		0.44564	0.42868
	0.4614	0.43333		0.43119	0.42339
M5 2700K	0.4614	0.43333	P5 3150K	0.43119	0.42339
	0.47673	0.43663		0.44564	0.42868
	0.46713	0.41963		0.43758	0.41163
	0.45251	0.41624		0.42396	0.40647
M6 2700K	0.45251	0.41624	P6 3150K	0.42396	0.40647
	0.46713	0.41963		0.43758	0.41163
	0.45766	0.40287		0.42937	0.39428
	0.4436	0.39911		0.41649	0.389
M7 2700K	0.4436	0.39911	P7 3150K	0.42937	0.39428
	0.45766	0.40287		0.42212	0.37895
	0.44899	0.38752		0.41	0.37381
	0.43559	0.38371		0.41649	0.389
N4 2900K	0.45382	0.44598	Q4 3300K	0.43846	0.4404
	0.47051	0.45083		0.43119	0.42339
	0.4614	0.43333		0.41478	0.4161
	0.44564	0.42868		0.42094	0.43262
N5 2900K	0.4614	0.43333	Q5 3300K	0.40859	0.39953
	0.45251	0.41624		0.41478	0.4161
	0.43758	0.41163		0.43119	0.42339
	0.44564	0.42868		0.42396	0.40647
N6 2900K	0.43758	0.41163	Q6 3300K	0.40859	0.39953
	0.42937	0.39428		0.42396	0.40647
	0.4436	0.39911		0.41649	0.389
	0.45251	0.41624		0.40211	0.38216
N7 2900K	0.42937	0.39428	Q7 3300K	0.41649	0.389
	0.4436	0.39911		0.41	0.37381
	0.43559	0.38371		0.41	0.37381
	0.42212	0.37895		0.39656	0.36728



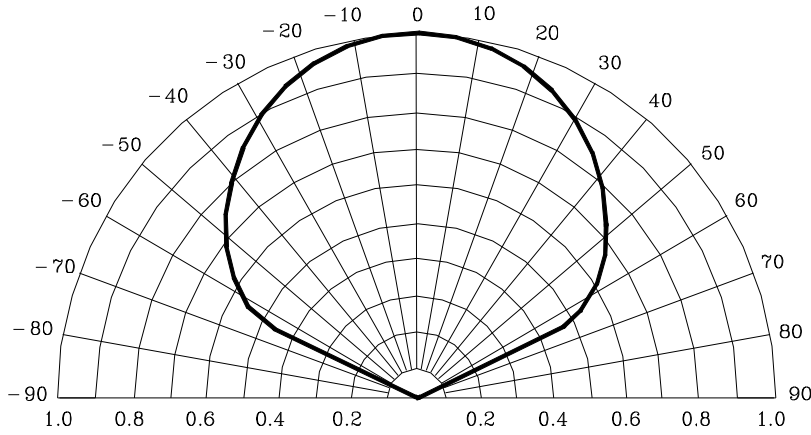
Enhance Power LED

EP501WYL002WHR

REV:A/4

Typical Optical and Electrical

typical polar radiation pattern for lambertian



●Bin Code List

Luminous Flux (Φ_V), (Unit: lm, $I_F=350mA$)		
Bin Code	Min	Max
Q	90	95
R	95	100
S	100	105
T	105	110

Including test tolerance $\pm 10\%$

Forward Voltage(VF), (Unit: V, $I_F=350mA$)		
Bin Code	Min	Max
V8	3.00	3.20
V9	3.20	3.40
V10	3.40	3.60

Including test tolerance ± 0.1

色温 CCT, (Unit: K, $I_F=350mA$)		
Bin Code	Min	Max
CCT1	2800	2900
CCT2	2900	3000
CCT3	3000	3100
CCT4	3100	3200
CCT5	3200	3300



Enhance Power LED

EP501WYL002WHR

REV:A/4

●Label Explanation

P/N: EP501WYL002WHR
 QTY: XXXX PCS
 LOT NO.: LEM1001001
 BIN NO.: 0/2900-3000/V10

PART NO: EP501WYL002WHR


LOT NO: L E M 10 1 001
 A B C D E F

- A---L: Local F: Foreign
- B---E: E-power
- C---M: For series number
- D---Year
- E---Month
- F---Spec.

BIN NO: Bin Code

●Caution

(1).Handling note: Do not touch LED's lens.





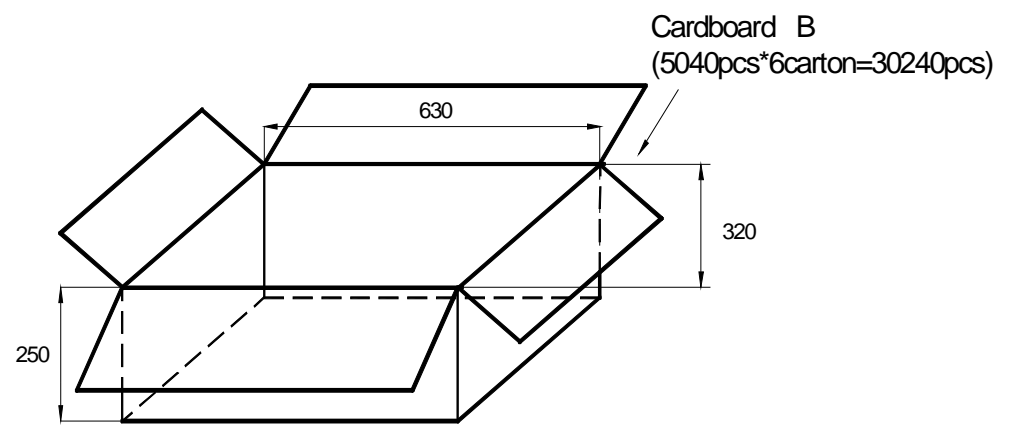
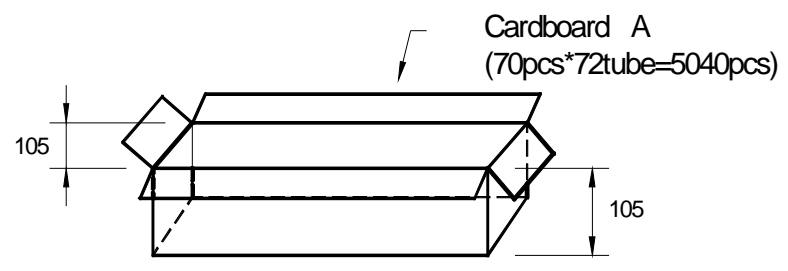
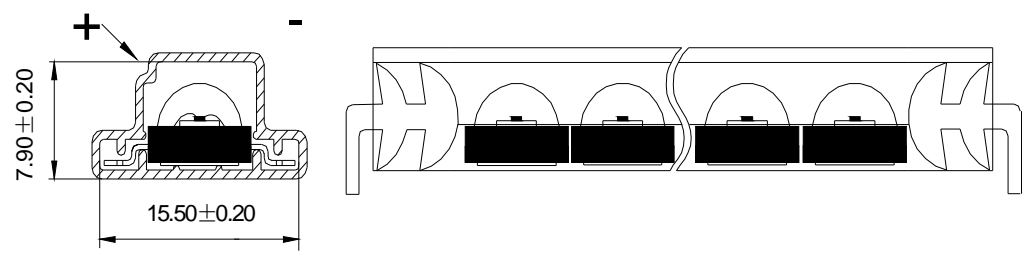
Enhance Power LED
EP501WYL002WHR

REV:A/4

(2) Please wear anti-static wrist strap and gloves to prevent ESD damage when handling.



● Packing Specification



- Note:
1. All dimensions are in millimeters.
 2. Normal packing Quantity: 5040 pcs.
 3. The carton B contains 6 cartons A at maximum.

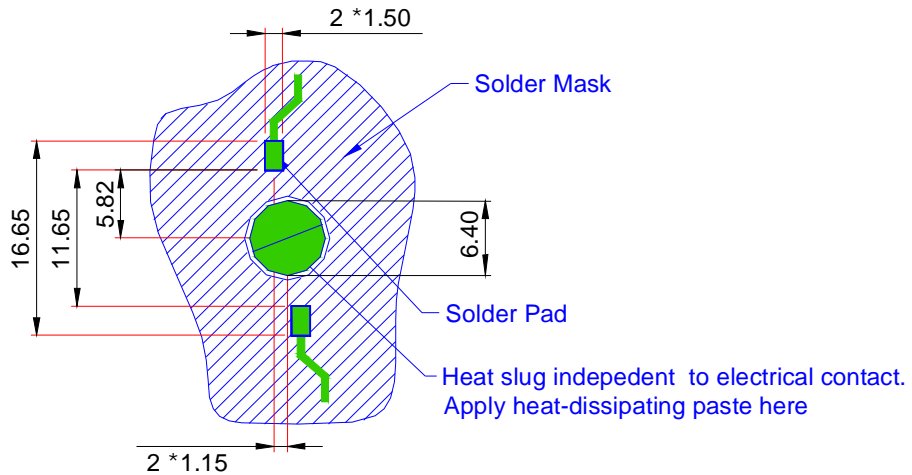


Enhance Power LED

EP501WYL002WHR

REV: A/4

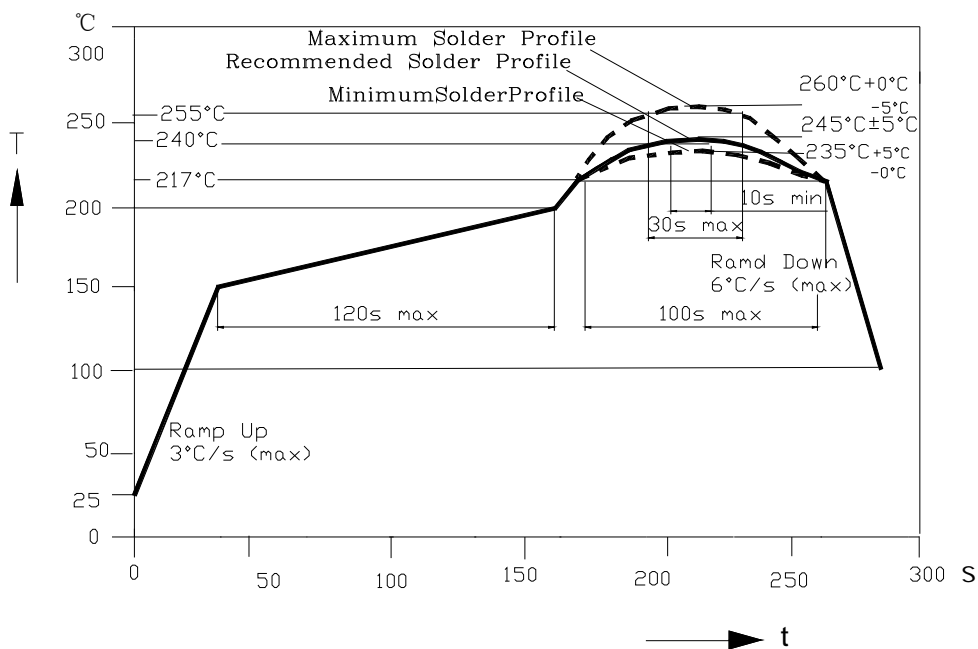
●Suggest Soldering Pad Dimension



Note:

1. All dimensions are in millimeters.
2. The drawings are not to scale.
3. Solder pad can't be connected to slug.

●IR Reflow soldering profile for lead free soldering(J-STD-020C)





Enhance Power LED

EP501WYL002WHR

REV:A/4

●Storage

1. Do not open the moisture proof bag before the devices are ready to use.
2. Before the package is opened, LED should be stored at temperatures less than 30°C and humidity less than 50%.
3. LED may be stored for 6 months. When the storage time has reached more than 6 months, LED should be stored in a sealed container filled with Nitrogen gas.
4. After the package is opened, LED should be stored at temperatures less than 30°C and humidity less than 30%.
5. LED should be used within 168 hours (7 days) after the package is opened.
6. Before using LED, baking treatment should be implemented based on the following condition: pre-curing at 60±5°C for 24 hours.

●E-Power Operating Procedure

1. E-power 350 series products should be operated at 350 mA for ideal performance, but not more than 350mA.
2. E-power 350 series products must be used in conjunction with heat-sinking devices. Soldering on Al PCB with mid-connection point while keeping the layout pattern (∅ 19.9mm, thickness 2.5mm) is another way to help heat dissipation. Thermal Resistance for aluminum board must be less than 0.65 °C/W.
3. E-power 350 series products are sensitive to static. Operators must wear static wristband (wireless static wristband is prohibited) and be well grounded while working in the environment with an ionizing air blower. Anti-static requirement should be under ESD 2000V.
4. A non-conductive heat-dissipating paste should be applied between E-power and heat-sinking device.
5. Sufficient thermal management must be applied. Large LED forward current will cause high junction temperature and reduce LED life.



Enhance Power LED

EP501WYL002WHR

REV:A/4

●Reliability Test

Test Item	number	Test Condition	Stress duration	result
Reflow	100pcs	Tsol=260°C,10sec	3 times	No Failure
Temperature Cycle	20pcs	H:+100±5°C 15mins L: -40±5°C	300 Cycles	No Failure
High Temperature High Humidity Operation	20pcs	Ta=85°C±5°C RH= 90~95% IF=350mA	500 hours	No Failure
High Temperature High Humidity Storage	20pcs	Ta:65°C±5°C RH:90~95%RH	1000hours	No Failure
Room Temperature Operation	20pcs	Ta= 25±5°C IF =350mA	1000hours	No Failure
Low Temperature Operation	20pcs	Ta= -40±5°C IF=350mA	1000hours	No Failure
High Temperature Operation	20pcs	Ta= 110±5°C IF=350mA	1000hours	No Failure
Salt Spray	20pcs	Ta=35°C	48 hours	No Failure

Temperature for using with aluminum board, in a good thermal-exchange surrounding.

Failure Criteria:

1. LED are open or shorted,
2. Luminous flux attenuate difference(1000hours)>30%,
3. Forward voltage difference(1000hours) >20%.

Note:

1. These testings are going on.
2. The thermal resistance testing is going on.



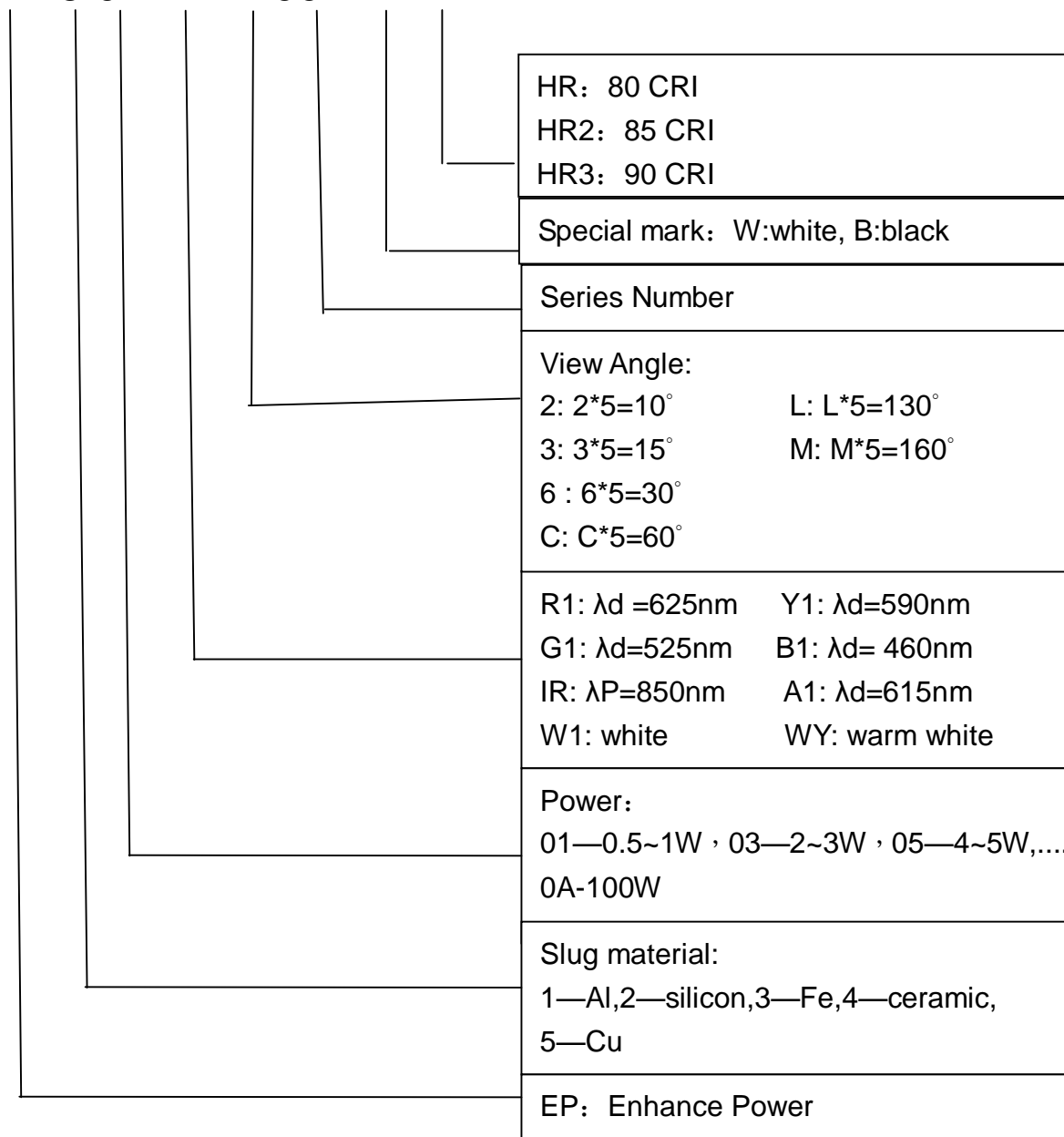
Enhance Power LED

EP501WYL002WHR

REV:A/4

● Part NO. System of E-Power LED

EP 5 01 WY L 002 W HR



HR: 80 CRI
HR2: 85 CRI
HR3: 90 CRI

Special mark: W:white, B:black

Series Number

View Angle:
2: 2*5=10° L: L*5=130°
3: 3*5=15° M: M*5=160°
6 : 6*5=30°
C: C*5=60°

R1: λd =625nm Y1: λd=590nm
G1: λd=525nm B1: λd= 460nm
IR: λP=850nm A1: λd=615nm
W1: white WY: warm white

Power:
01—0.5~1W , 03—2~3W , 05—4~5W,.....
0A-100W

Slug material:
1—Al, 2—silicon, 3—Fe, 4—ceramic,
5—Cu

EP: Enhance Power