



Picture of the Antenna (Also available in White Color)



Application

This single band dipole antenna is an ideal solution for single band WLAN access points operating in the ISM 2.45GHz band. Two antennas may be deployed for diversity antenna applications or requirements. These antennas are also available in a variety of standard coaxial terminations or optionally as a “snap-in” mounted version.

WP Wireless can assist your engineers to optimize mounting positions for these antennas in your specific application and can further assist to trouble shoot system integration issues such as TRP/TIS and FCC requirements. WP Wireless specializes in developing customized Antenna solutions. Please contact sales@wp-wireless.com with your specific application requirements.

Electrical Properties

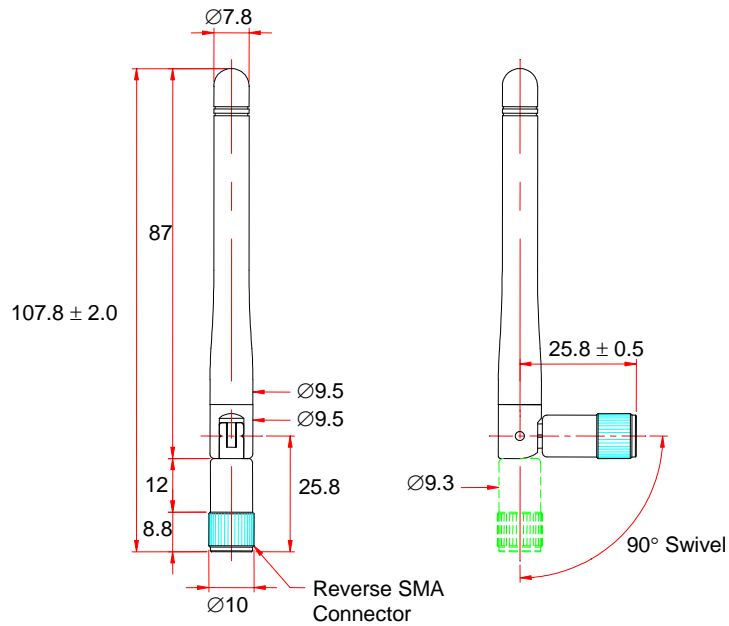
Parameter	Antenna Performance
Operating Frequency	2.4 – 2.5 GHz
Recommended Impedance of the customer Radio Module[Ω]	50Ω
VSWR - Typical	<2.0:1
Peak Gain [dBi] (Typical)	2 dBi
Polarization	Linear
Pattern	Near Omni Directional
Accepted Power [W] (Max)	2 Watts

Mechanical / Environmental Properties

Item	Value
Connector	RP-SMA with Female center conductor
Antenna Plastic Radome	ABS, Black (White is Available)
Operating / Storage Temperature	-40°C to +90°C
Environmental	Meets standards for UL 94V-0
Hazardous Materials	RoHS compliant



Physical Dimensions of the Antenna



All units in mm

VSWR and Return Loss of the Antenna

Figure 1. VSWR (2.4GHz)

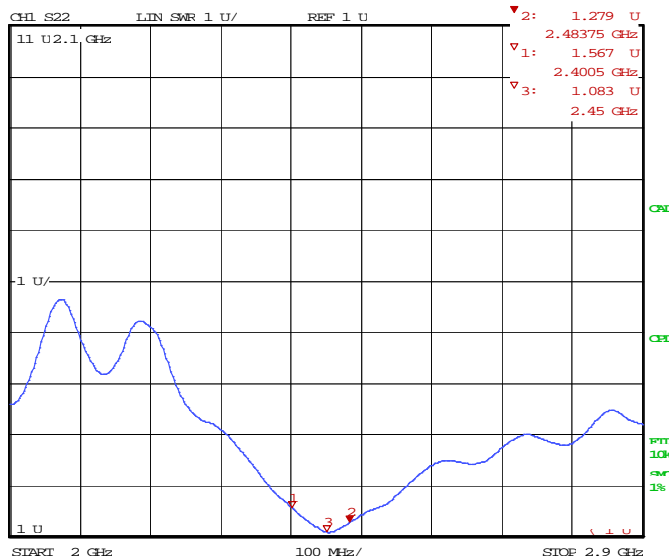
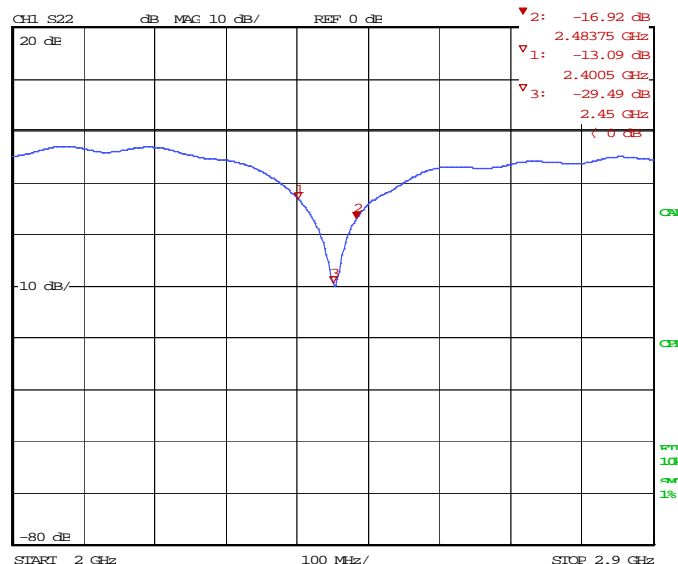
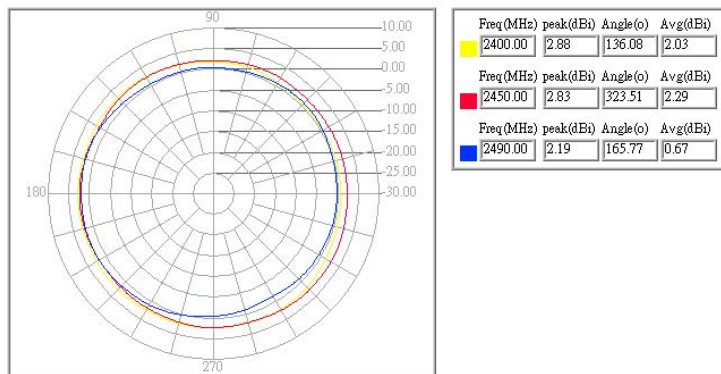


Figure 2. Return Loss (2.4GHz)



Gain Patterns

H-Plane for Vertical Polarization



Gain Pattern (E-Plane for Vertical Polarization)

