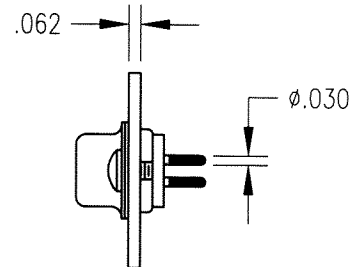
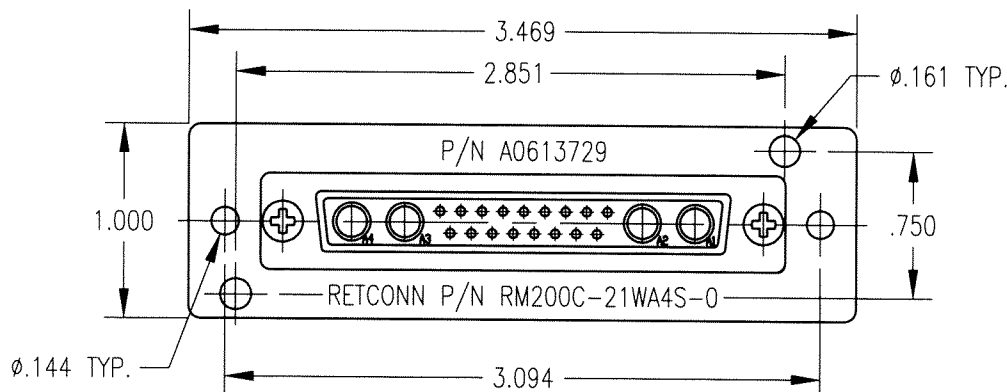
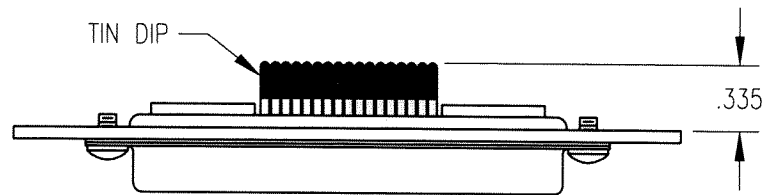


DWG. NO.		RM200C-21WA4S-0	
REV	DESCRIPTION	BY DATE	APPD
J	ECN 2502	JHW 9/12/00	[Signature]

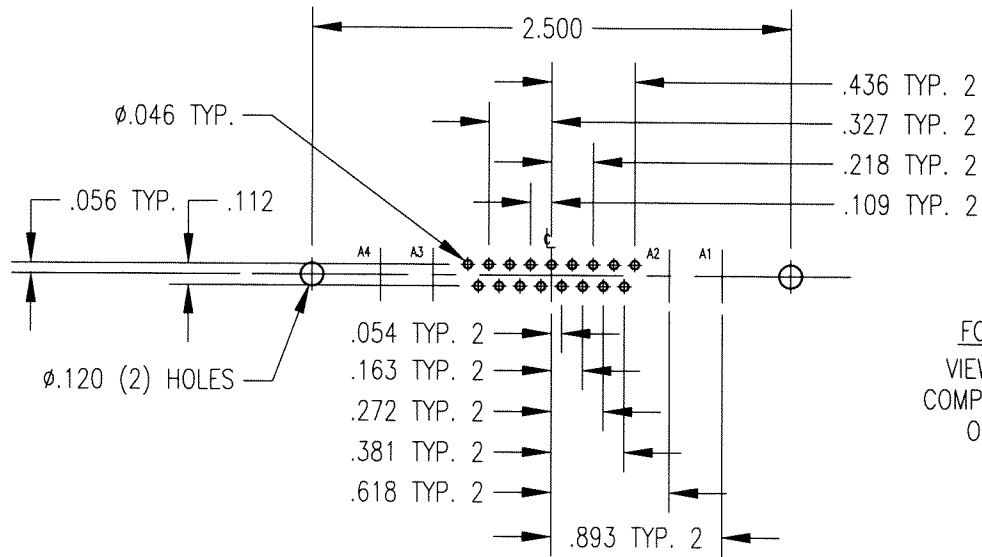


NOTES:

- MATERIALS:
 SHELL: STEEL PER ASTM A568
 INSULATOR: GLASS FILLED POLYESTER
 SIGNAL CONTACTS: COPPER ALLOY PER ASTM B140
 PLATE: STEEL PER ASTM A620
- FINISH:
 SHELL AND PLATE: YELLOW CHROMATE OVER ZINC PER ASTM B633
 SIGNAL CONTACTS: .000030 MIN. GOLD PER MIL-G-45204
 OVER NICKEL
 INSULATOR: GREEN

PER ASME Y14.5M-1994 UNLESS OTHERWISE SPECIFIED: DIMENSIONS ARE IN INCHES (MM)		Litton	
TOLERANCES: DECIMALS .xx ± .01/0.254 xxx ± .005/0.127 ANGLES ± 2°		Winchester/Retconn 400 Park Road Watertown, Connecticut 06795	
SCALE: 1:1		TITLE	
CUSTOMER DRAWING		21WA4S GUIDE PIN PLATE ASSEMBLY	
DRAWN KJT	DATE 1/20/00	CHECKED JH	DATE 1/21/00
APPROVED JMC	DATE 1/20/00	APPROVED JED	DATE 1/20/00
A RM200C-21WA4S-0		SHT. 1	OF 2
		REV. J	

DWG. NO. RM200C-21WA4S-0			
REV	DESCRIPTION	BY	APPD
J	ECN 2502	9/12/00 HWH	1/17



FOOTPRINT
VIEWED FROM
COMPONENT SIDE
OF P.C.B.

PER ASME Y14.5M-1994 UNLESS OTHERWISE SPECIFIED: DIMENSIONS ARE IN INCHES [MM] TOLERANCES: DECIMALS .xx ± .01/0.254 xxx ± .005/0.127 ANGLES ± 2°		Litton Winchester/Retconn 400 Park Road Wallingford, Connecticut 06795	
CUSTOMER DRAWING		TITLE 21WA4S GUIDE PIN PLATE ASSEMBLY	
DRAWN KJT DATE 1/20/00	CHECKED JH DATE 1/21/00	APPROVED JMC DATE 1/20/00	APPROVED JED DATE 1/20/00
A		RM200C-21WA4S-0	SHT. OF REV. 2 2 J