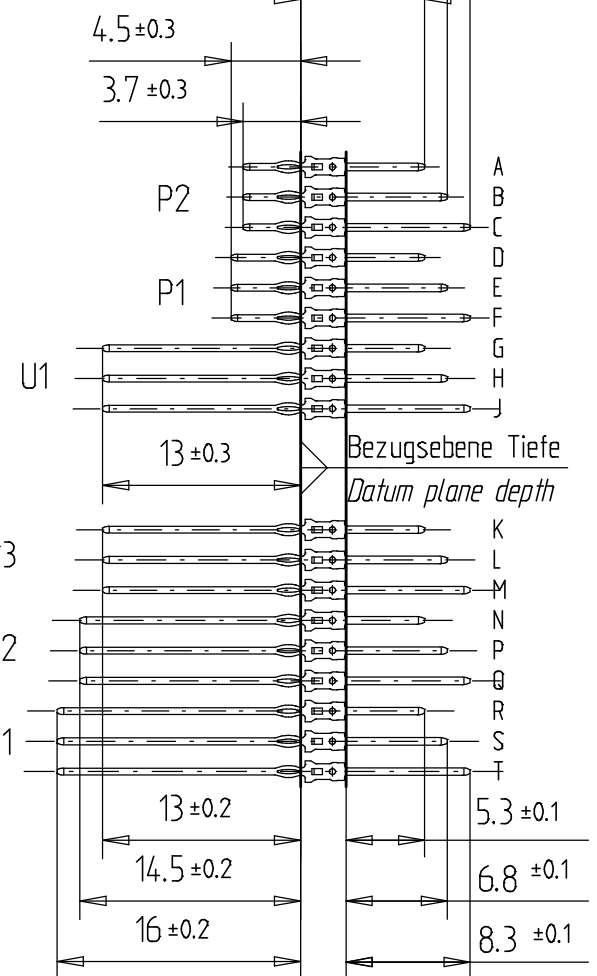
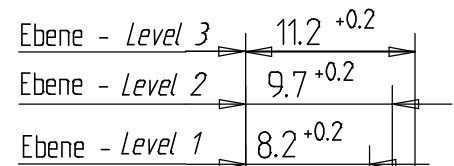
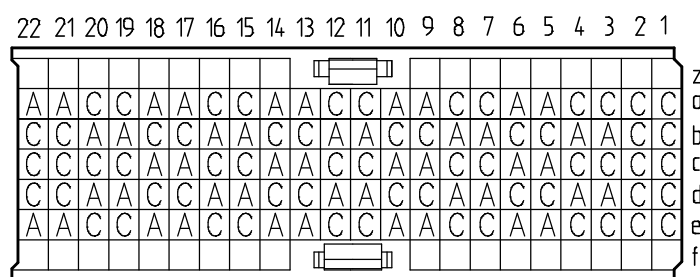
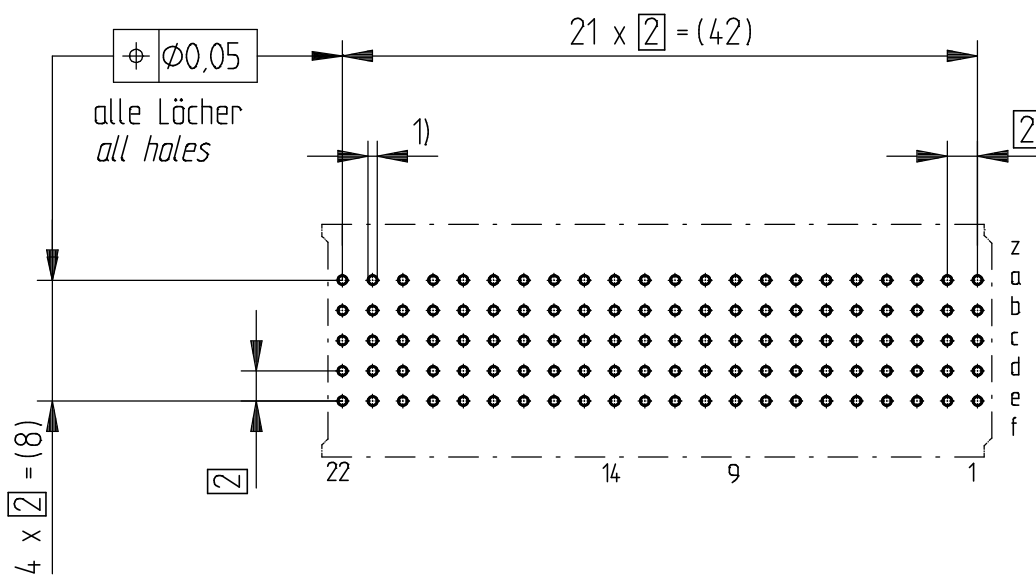


Bestückungsplan - contact layout



Lochbild für Leiterplatte  
(Bestückungsseite)

Board hole pattern  
(Component mounting side)



- $\varnothing 0,6 \pm 0,05$  Durchmesser des metallisierten Loches  
 $\varnothing 0,6 \pm 0,05$  Diameter of finished plated-through hole
- $\varnothing 0,7 \pm 0,02$  Bohrungsdurchmesser des Loches  
 $\varnothing 0,7 \pm 0,02$  Diameter of drilled hole

Schichtaufbau im metallisierten Loch siehe Zeichnung 114406  
Metal plating of plated-through hole see drawing 114406

Fehlende Masse und Angaben nach IEC 61076-4-101  
Missing information and dimensions per IEC 61076-4-101

Information: P2 Level 1,3 siehe Bestückungsplan see contact layout Anforderungsstufe 2/ class 2	Tolerances		Scale	2:1
	All Dimensions in mm			
All rights reserved. Only for information. To insure that this is the latest version of this drawing, please contact one of the ERNI companies before using.	Subject to modification without prior notice. Drawing will not be updated.		Designation	
	www.ERNI.com		ERmet Messerleiste AB 22 ERmet Male Wide Type AB 22	
a	12.05.2011	100201870001		K
Index	Date	ERMAB22		

Consider protection memo from DIN 34

M:00070806.SZA