



40 dB Gain, 19 dBm, 2 GHz to 8 GHz, Limiting Amplifier, -20 to 20 dBm Pin, SMA

TECHNICAL DATA SHEET

PE15A6008

Model Number PE15A6008 is a 2 to 8 GHz high gain limiting coaxial amplifier. The model operates with an input power range of -20 to +20 dBm and maintains a limited output of +19 dBm minimum. This amplifier offers a 40 dB flat high gain and a gain flatness of ± 2.0 dB independent of the input. This excellent technical performance is achieved through the use of hybrid MIC design and advanced GaAs PHEMT devices, and supplied the power typically from a +12V DC power supply. This connectorized limiting includes built-in voltage regulation, bias sequencing, and reverse bias protection for added reliability. The module is hermetically sealed for extreme environmental conditions.

Features

- 2 GHz to 8 GHz Frequency Range
- Wide Input Dynamic Range: -20 to +20 dBm
- Psat: 19dBm Min.
- High Small Signal Gain: 40 dB Min.
- Gain Flatness: ± 2 dB max
- Noise Figure: 5 dB maximum
- VSWR (In/Out) 2:1
- 50 Ohm Input and Output Matched
- -30 to 70°C Operating Temperature
- Unconditionally Stable
- Regulated Supply & Bias Sequencing
- Hermetically Sealed Module
- Overvoltage External Protection for Easy Repair

Applications

- Electronic Warfare
- Test & Measurements
- Military & Space
- Military Communication Systems
- Broadband Communication
- Microwave Receivers
- Instantaneous Frequency Measurement Receivers

Electrical Specifications (TA = +25°C, DC Voltage = 12Volts, DC Current = 300mA)

Description	Minimum	Typical	Maximum	Units
Frequency Range	2		8	GHz
Small Signal Gain	40			dB
Gain Flatness		± 2		dB
Input Power	-20		+20	dBm
Psat	+19			dBm
Psat Flatness			± 1	dB
Noise Figure			5	dB
Input VSWR		2:1		
Output VSWR		2:1		
Operating DC Voltage	11	12	13	Volts
Operating DC Current			300	mA
Operating Temperature Range	-30		+70	°C

Click the following link (or enter part number in "SEARCH" on website) to obtain additional part information including price, inventory and certifications: [40 dB Gain, 19 dBm, 2 GHz to 8 GHz, Limiting Amplifier, -20 to 20 dBm Pin, SMA PE15A6008](#)

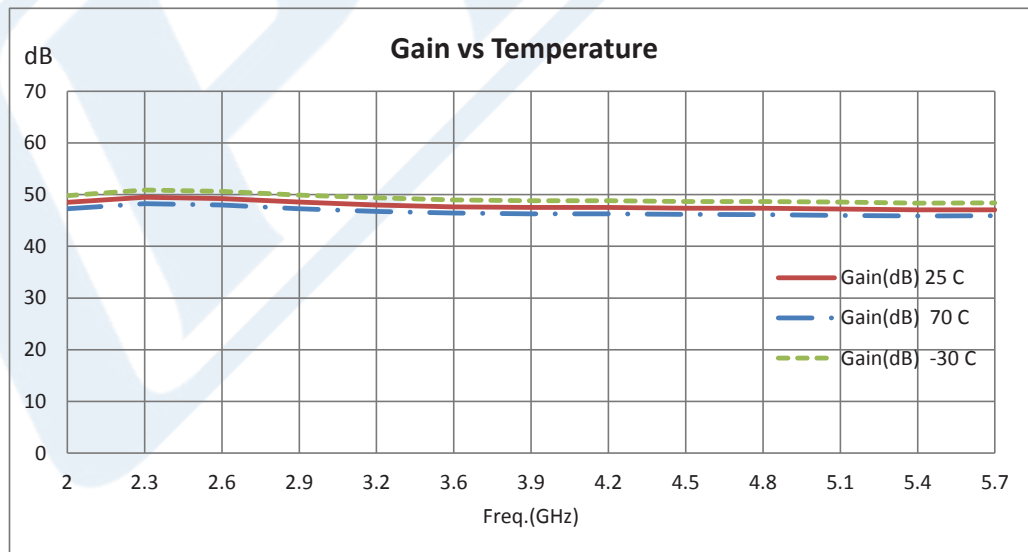
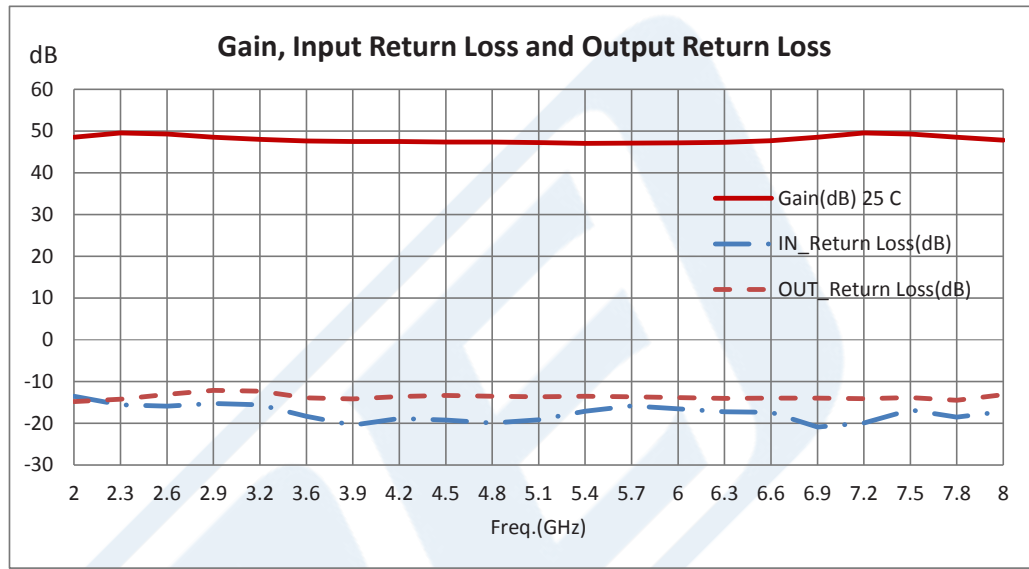


40 dB Gain, 19 dBm, 2 GHz to 8 GHz, Limiting
Amplifier, -20 to 20 dBm Pin, SMA

TECHNICAL DATA SHEET

PE15A6008

Power Data



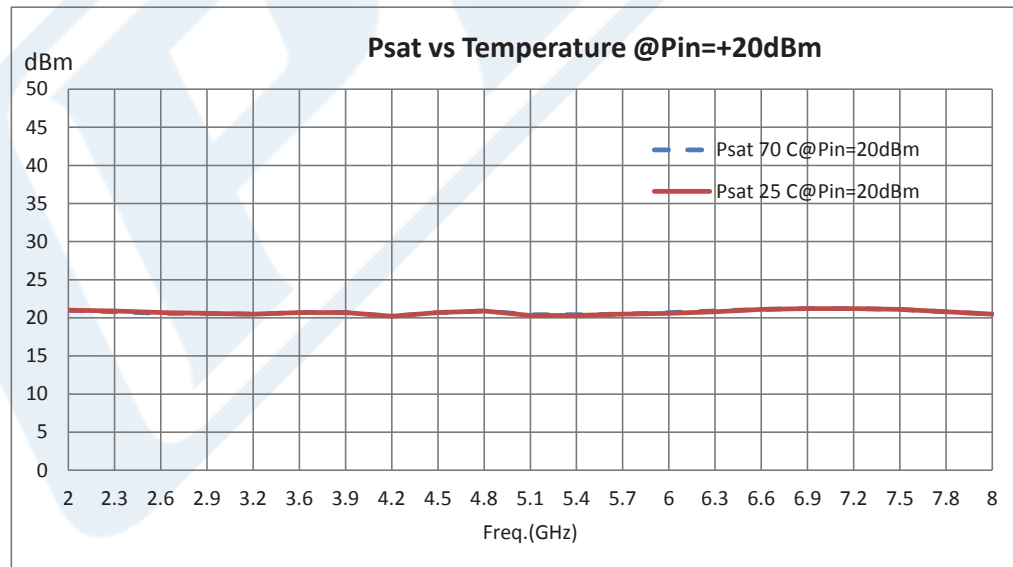
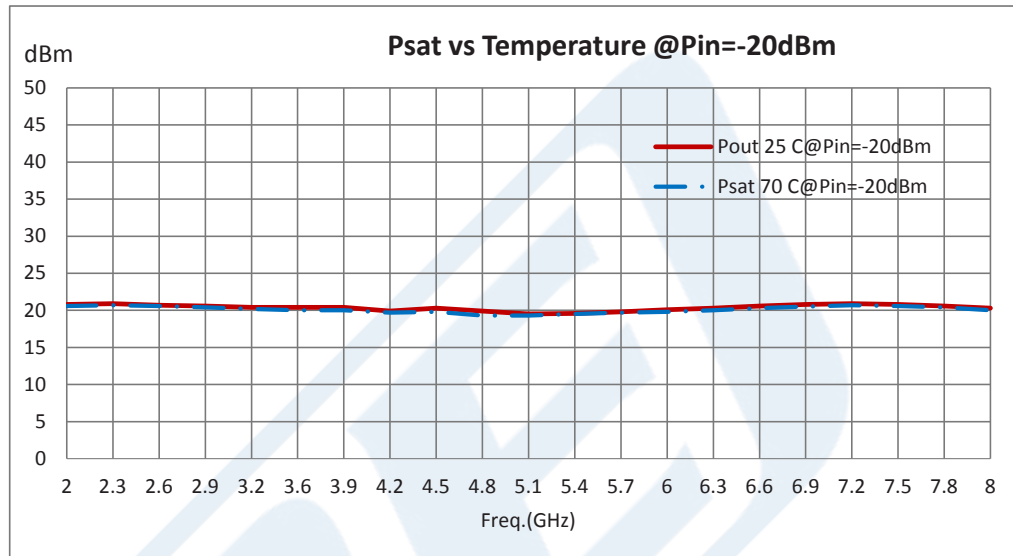
Click the following link (or enter part number in "SEARCH" on website) to obtain additional part information including price, inventory and certifications: [40 dB Gain, 19 dBm, 2 GHz to 8 GHz, Limiting Amplifier, -20 to 20 dBm Pin, SMA PE15A6008](#)



40 dB Gain, 19 dBm, 2 GHz to 8 GHz, Limiting Amplifier, -20 to 20 dBm Pin, SMA

TECHNICAL DATA SHEET

PE15A6008



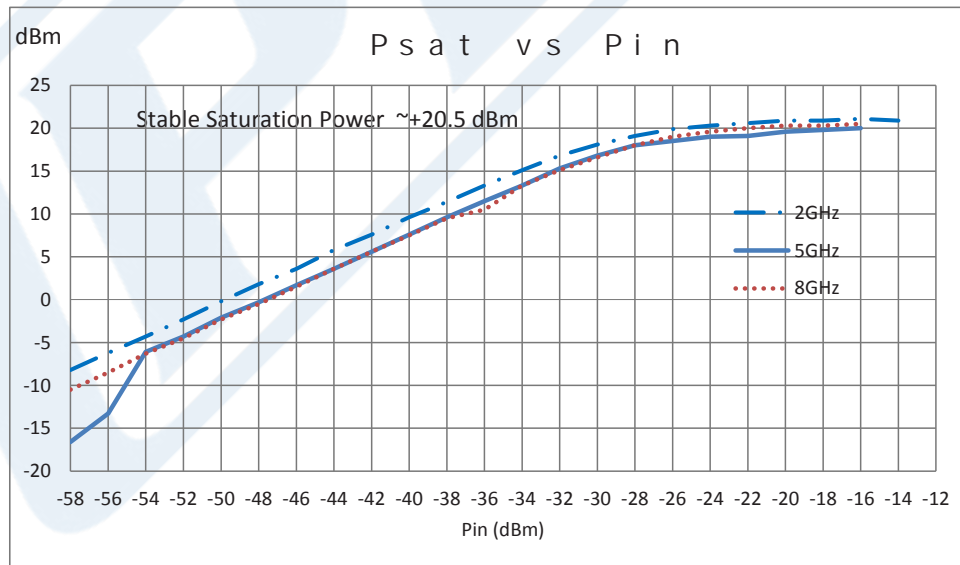
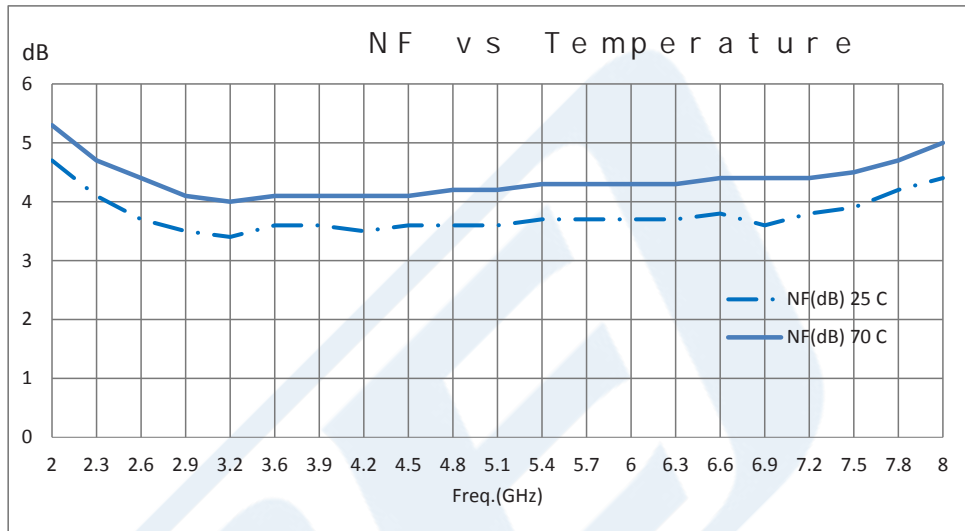
Click the following link (or enter part number in "SEARCH" on website) to obtain additional part information including price, inventory and certifications: [40 dB Gain, 19 dBm, 2 GHz to 8 GHz, Limiting Amplifier, -20 to 20 dBm Pin, SMA PE15A6008](#)



40 dB Gain, 19 dBm, 2 GHz to 8 GHz, Limiting
Amplifier, -20 to 20 dBm Pin, SMA

TECHNICAL DATA SHEET

PE15A6008



40 dB Gain, 19 dBm, 2 GHz to 8 GHz, Limiting Amplifier, -20 to 20 dBm Pin, SMA from Pasternack Enterprises has same day shipment for domestic and International orders. Our RF, microwave and millimeter wave products maintain a 99% availability and

Click the following link (or enter part number in "SEARCH" on website) to obtain additional part information including price, inventory and certifications: [40 dB Gain, 19 dBm, 2 GHz to 8 GHz, Limiting Amplifier, -20 to 20 dBm Pin, SMA PE15A6008](#)



40 dB Gain, 19 dBm, 2 GHz to 8 GHz, Limiting
Amplifier, -20 to 20 dBm Pin, SMA

TECHNICAL DATA SHEET

PE15A6008

are part of the broadest selection in the industry.

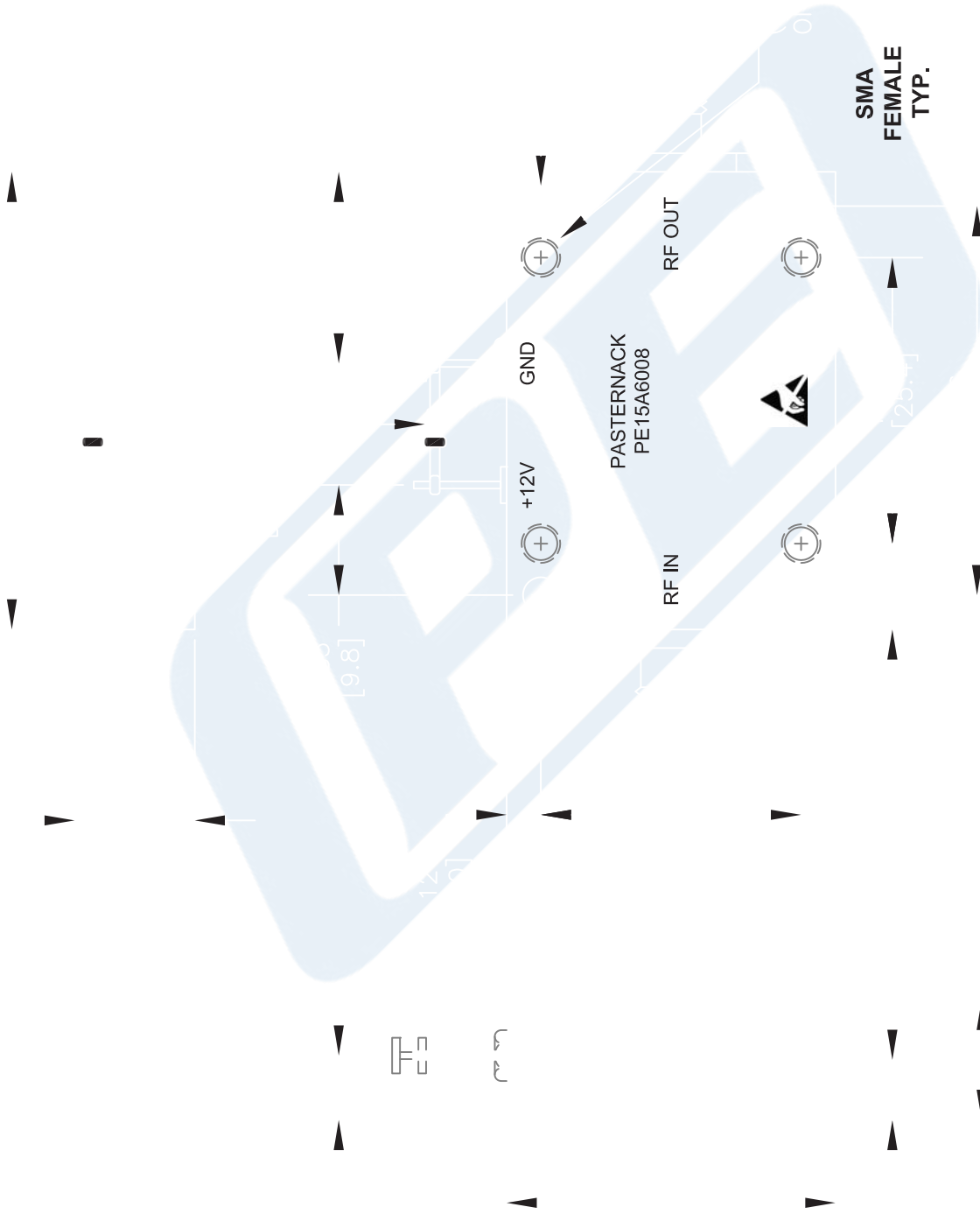
Click the following link (or enter part number in "SEARCH" on website) to obtain additional part information including price, inventory and certifications: [40 dB Gain, 19 dBm, 2 GHz to 8 GHz, Limiting Amplifier, -20 to 20 dBm Pin, SMA PE15A6008](http://www.pasternack.com/40-db-gain-19-dbm-2-ghz-to-8-ghz-limiting-amplifier-20-20-dbm-pin-sma-pe15a6008-p.aspx)

URL: <http://www.pasternack.com/40-db-gain-19-dbm-2-ghz-to-8-ghz-limiting-amplifier-20-20-dbm-pin-sma-pe15a6008-p.aspx>

The information contained in this document is accurate to the best of our knowledge and representative of the part described herein. It may be necessary to make modifications to the part and/or the documentation of the part, in order to implement improvements. Pasternack reserves the right to make such changes as required. Unless otherwise stated, all specifications are nominal. Pasternack does not make any representation or warranty regarding the suitability of the part described herein for any particular purpose, and Pasternack does not assume any liability arising out of the use of any part or documentation.

PE15A6008 CAD Drawing

40 dB Gain, 19 dBm, 2 GHz to 8 GHz, Limiting Amplifier, -20 to 20 dBm Pin, SMA



NOTE:
HEAT SINK REQUIRED FOR PROPER OPERATION,
UNIT IS COOLED BY CONDUCTING TO HEAT SINK.

NOTES:

1. UNLESS OTHERWISE SPECIFIED ALL DIMENSIONS ARE NOMINAL.
2. ALL SPECIFICATIONS ARE SUBJECT TO CHANGE WITHOUT NOTICE AT ANY TIME.
3. DIMENSIONS ARE IN INCHES [mm].

DWG TITLE

PE15A6008

(PE) PASTERNAK®
THE ENGINEER'S RF SOURCE
Pasternack Enterprises, Inc.
P.O. Box 16759 | Irvine | CA | 92623

Phone: (949) 261-1920 | Fax: (949) 261-7451
Website: www.pasternack.com | E-Mail: sales@pasternack.com

FSCM NO. 53919

CAD FILE 041014

SCALE N/A

SIZE A

2233