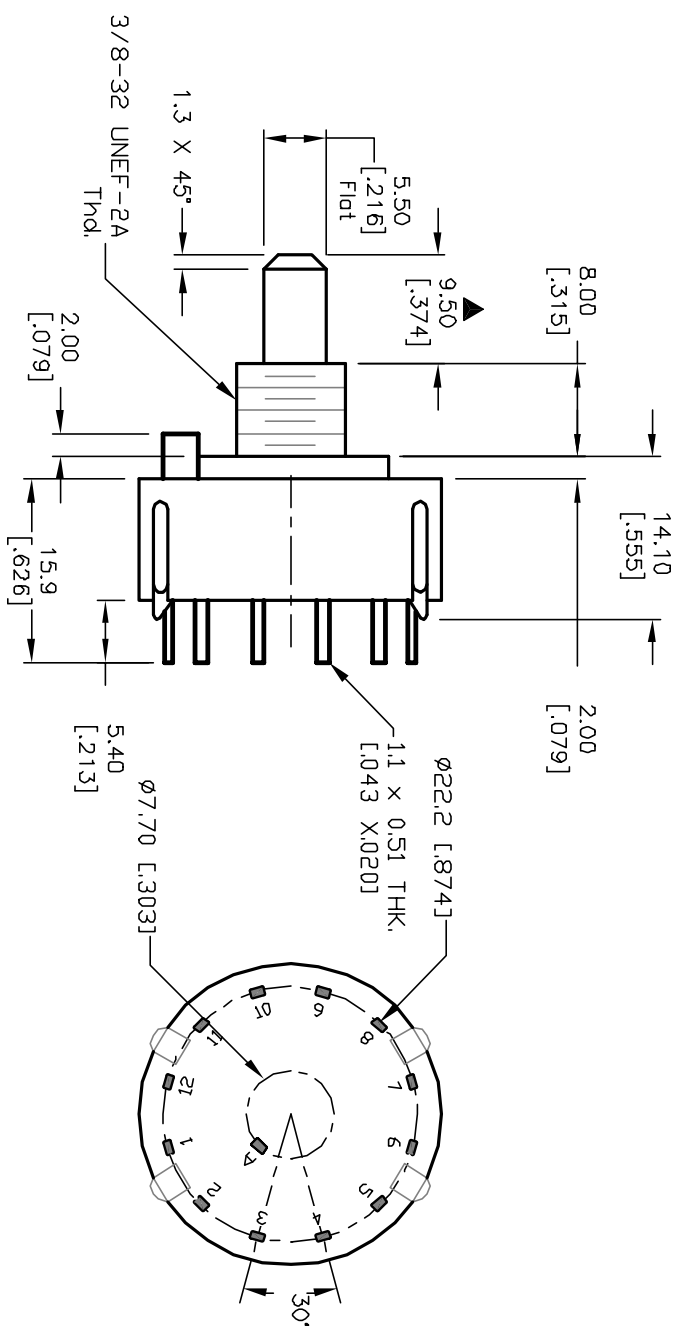
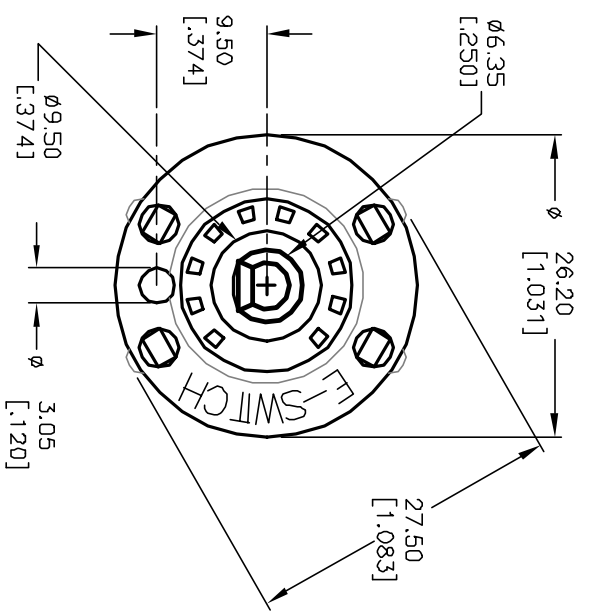
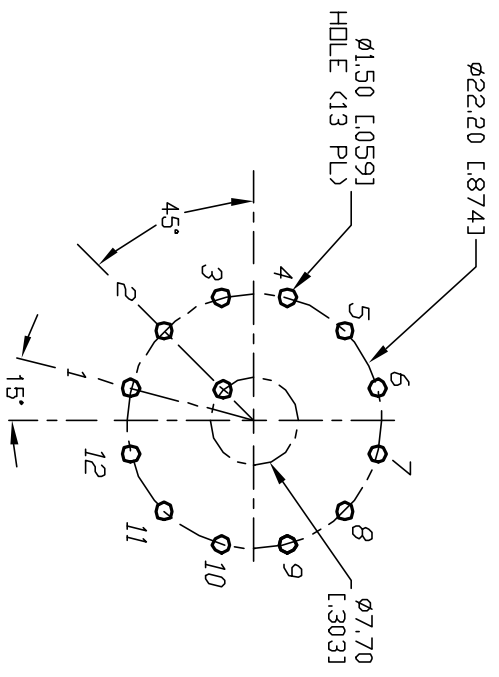
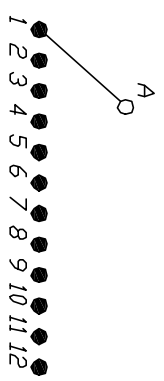


- NOTES:
1. ALL DIMENSION IN MM [INCH]
  2. GENERAL TOLERANCE: X.X=±0.4  
X.XX=±0.25
  3. TERM. NOS. FOR REF. ONLY
  4. CONTACT RATING SWITCHING: 150mA, 250V AC/DC  
350mA, 110V AC/DC
  5. CONTACT RATING (NON-SWITCHING) 5A
  6. CONTACT MATERIAL: GOLD FLASH over Copper Alloy
  7. OPERATING FORCE: 425±100 CM/STANDARD
  8. OPERATING TEMP: -30° to 85°C
  9. CIRCUIT SP: 12 POSITIONS, 30° INDEX, NO STOPS
  10. DIELECTRIC STRENGTH 1000V RMS min. @ SEA LEVEL
  11. DESIGNATE MAJOR DIMENSIONS
  12. SUPPLIED HARDWARE: LOCK NUT AND WASHER (NOT SHOWN).



C	12668	ADD HARDWARE SUPPLIED	12/26/02	CJB
B	12230	REVISED PART DESCRIPTION	6/11/02	CJB
A	12149	RELEASED FOR PRODUCTION	5/14/02	CJB
REV.	ECN No.	DESCRIPTION	DATE	CHKD

TITLE		SCALE		DATE		DR		DWG		REV	
KC-10-A (9.5mm) 01-N-P-F		1.5:1		3/13/01		CJB		G527522		C	

**E-SWITCH®**

THE INFORMATION CONTAINED IN THIS DOCUMENT IS PROPRIETARY TO E-SWITCH AND IS NOT TO BE COPIED OR TRANSFERRED