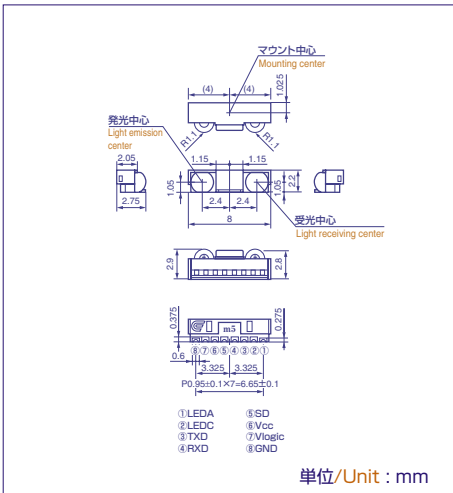


# CIM-51M7



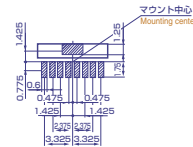
## ●外形寸法図/Outline drawing



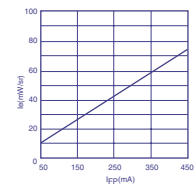
## ●電氣的光学的特性/Electro-optical characteristics (Ta 25°C)

Item	Symbol	Conditions	Min	Typ	Max	Unit	
トランシーバー Transceiver	電源電圧 Power supply voltage	V <sub>CC</sub>	-	2.4	-	3.6	V
	供給電圧 Power supply voltage	V <sub>logic</sub>	-	1.5	-	V <sub>CC</sub>	V
	通信レート Communications rate	-	-	0.0096	-	1.152	Mbps
	消費電流 Current drawn	I <sub>CC</sub>	No Load	-	445	550	μA
	Power Down電流 Power-down current	I <sub>CCSD</sub>	SD=V <sub>CC</sub>	-	0.01	1	μA
発光部 Light emitting portion	放射強度 Emission strength	I <sub>e</sub>	V <sub>CC</sub> =Anode=4.4V RL=5Ω I <sub>F</sub> ≒380mA	40	-	200	mW/sr
	ピーク発光波長 Peak emission wavelength	λ <sub>p</sub>	-	850	875	900	nm
受光部 Light sensing portion	最小受光感度 Minimum receiving sensitivity	E <sub>emin</sub>	0.576Mbps 1.152Mbps	-	5.0	8.0	μW/cm <sup>2</sup>
	最大受光感度 Maximum receiving sensitivity	E <sub>emax</sub>	α=0°	500	-	-	mW/cm <sup>2</sup>
	レイテンシー Latency	T <sub>L</sub>	-	-	50	100	μs

推奨はんだ付けパターン  
The following soldering patterns are recommended for reflow-soldering:



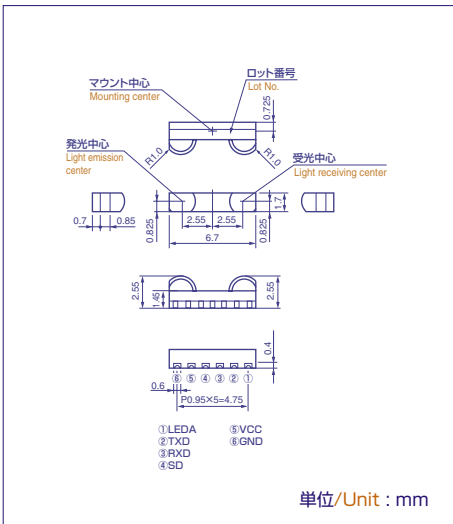
## ●諸特性/Characteristics



# CIM-130M7



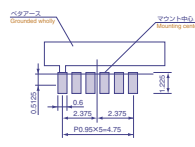
## ●外形寸法図/Outline drawing



## ●電氣的光学的特性/Electro-optical characteristics (Ta 25°C)

Item	Symbol	Conditions	Min	Typ	Max	Unit	
トランシーバー Transceiver	電源電圧 Power supply voltage	V <sub>CC</sub>	-	2.4	-	3.6	V
	供給電圧 Power supply voltage	V <sub>logic</sub>	-	1.5	-	V <sub>CC</sub>	V
	通信レート Communications rate	-	-	0.0096	-	1.152	Mbps
	消費電流 Current drawn	I <sub>CC</sub>	No Load	-	445	550	μA
	Power Down電流 Power-down current	I <sub>CCSD</sub>	SD=V <sub>CC</sub>	-	0.01	1	μA
発光部 Light emitting portion	放射強度 Emission strength	I <sub>e</sub>	V <sub>CC</sub> =Anode=4.4V RL=5Ω I <sub>F</sub> ≒380mA	40	-	200	mW/sr
	ピーク発光波長 Peak emission wavelength	λ <sub>p</sub>	-	850	875	900	nm
受光部 Light sensing portion	最小受光感度 Minimum receiving sensitivity	E <sub>emin</sub>	0.576Mbps 1.152Mbps	-	5.0	8.0	μW/cm <sup>2</sup>
	最大受光感度 Maximum receiving sensitivity	E <sub>emax</sub>	α=0°	500	-	-	mW/cm <sup>2</sup>
	レイテンシー Latency	T <sub>L</sub>	-	-	50	100	μs

推奨はんだ付けパターン  
The following soldering patterns are recommended for reflow-soldering:



## ●諸特性/Characteristics

