



# TAI-SAW TECHNOLOGY CO., LTD.

No. 3, Industrial 2nd Rd., Ping-Chen Industrial District,  
Taoyuan, 324, Taiwan, R.O.C.

TEL: 886-3-4690038 FAX: 886-3-4697532

E-mail: [tstsales@mail.taisaw.com](mailto:tstsales@mail.taisaw.com) Web: [www.taisaw.com](http://www.taisaw.com)

## Approval Sheet For Product Specification

Issued Date:

Product Name: SAW Filter 433.92 MHz TO-39

TST Parts No.: TB433E2

Customer Parts No.: \_\_\_\_\_

|                     |
|---------------------|
| Company: _____      |
| Division: _____     |
| Approved by : _____ |
| Date: _____         |

Checked by: Asin Lin

Approval by: Francis Chen

Date: Sep. 28. 2006



# TAI-SAW TECHNOLOGY CO., LTD.

No. 3, Industrial 2nd Rd., Ping-Chen Industrial District,  
Taoyuan, 324, Taiwan, R.O.C.

TEL : 886-3-4690038

FAX : 886-3-4697532

http://www.taisaw.com

E-mail : tstsales@mail1.taisaw.com

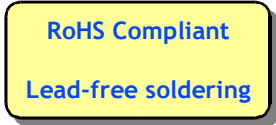
## SAW Filter 433.92 MHz

MODEL NO.: TB433E2

REV. NO.:2

### A. MAXIMUM RATING:

1. Input Power Level: 10 dBm
2. DC voltage: 12 V
3. Operating Temperature: -40°C to +85°C
4. Storage Temperature: -40°C to +85°C

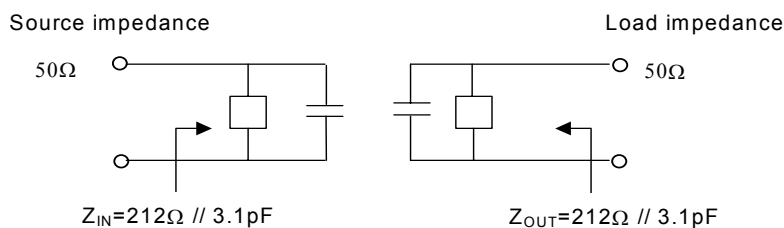


### B. ELECTRICAL CHARACTERISTICS:

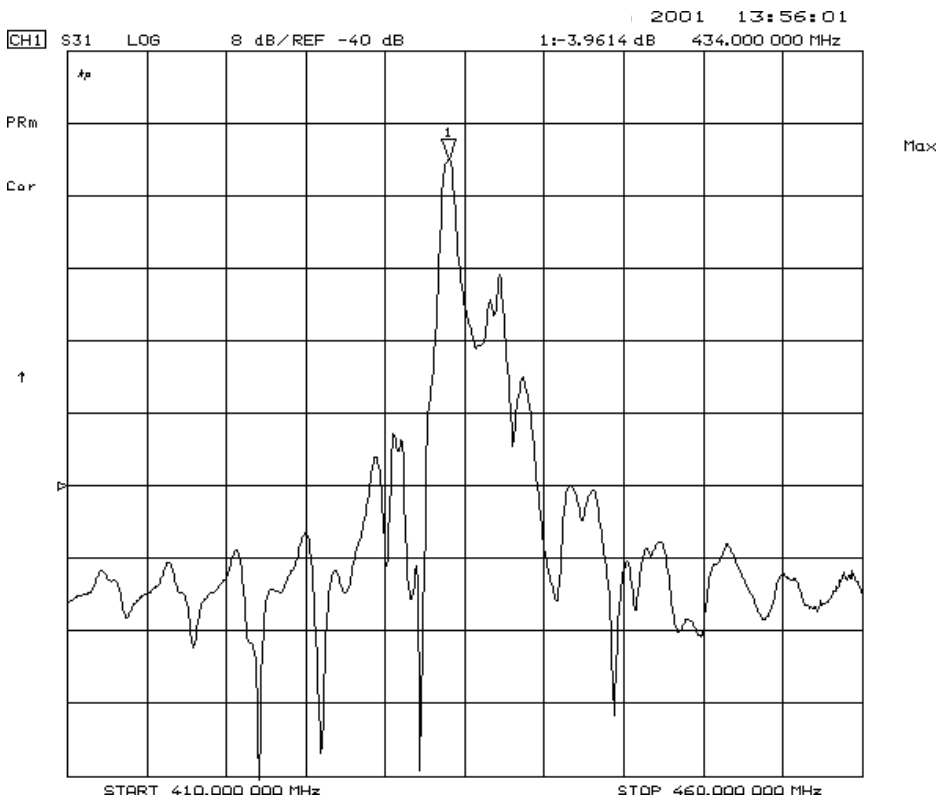
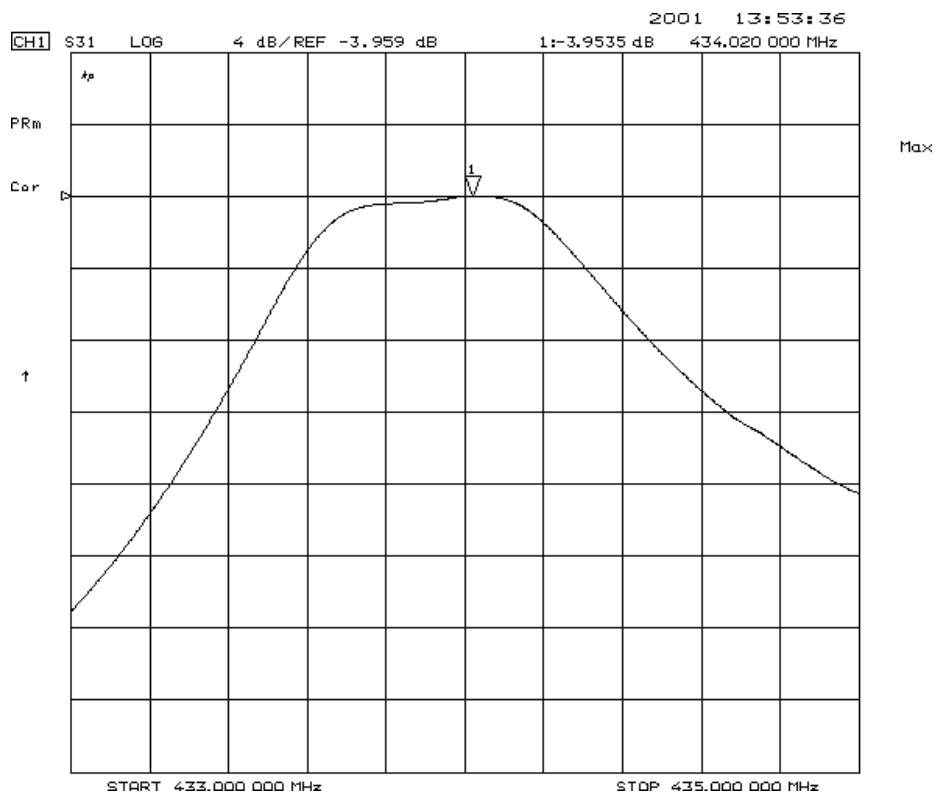
| Item  | Specification                    | Note |
|---|----------------------------------|------|
| Center frequency $F_c$ (MHz)  | 433.92                           | 1    |
| Minimum I.L. (433.8~434.12 MHz) $IL_{min}$ (dB)                                       | 5.0 max.                         |      |
| Pass band (relative to $IL_{min}$ )   |                                  |      |
| 433.76~434.08 MHz (dB)  | 2.0 max                          | 1    |
| 433.74~434.10 MHz (dB)  | 3.0 max                          |      |
| 433.68~434.16 MHz (dB)  | 6.0 max                          |      |
| Pass bandwidth (relative to $IL_{min}$ ) $BW_3$ (KHz)                                 | 500min~750max                    |      |
| Attenuation:( relative to $IL_{min}$ ) (dB )  |                                  |      |
| 414~428 MHz (dB )   | 40 min.                          | 1    |
| 428~432.84 MHz (dB )  | 15 min                           |      |
| 434.92~442 MHz (dB )  | 10 min                           |      |
| 442~550 MHz (dB )   | 33 min.                          |      |
| Impedance at $F_c$ ; Input $Z_{IN}=R_{IN}/C_{IN}$<br>Output $Z_{OUT}=R_{OUT}/C_{OUT}$ | 212Ω // 3.1 pF<br>212Ω // 3.1 pF | 2    |

Note1. The standard definitions is in JIS C 6703

Note2.

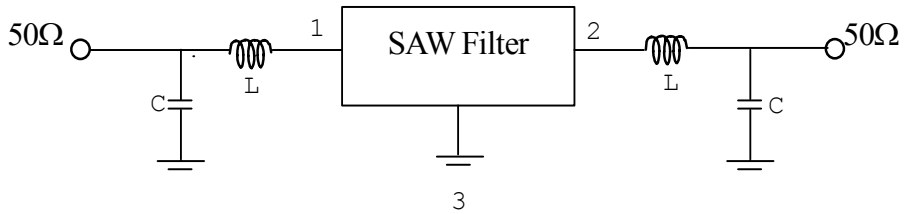


# C.FREQUENCY CHARACTERISTICS:



D. MEASUREMENT CIRCUIT:

HP Network analyzer



E. OUTLINE DRAWING:

