







HERMETIC ULTRAFAST RECOVERY RECTIFIERS

TYPE NUMBER	PEAK INVERSE VOLTAGE	MAXIMUM AVERAGE DC OUTPUT CURRENT T _C = 100°C	PEAK 1 CYCLE SURGE CURRENT ①	MAXIMUM PEAK FORWARD VOLTAGE (PULSED)				MAXIMUM REVERSE CURRENT @ PIV		MAXIMUM REVERSE RECOVERY TIME ②	MAXIMUM THERMAL RESIS. R _{θJC}	PKG. STYLE
				25°C		125°C		25°C	125°C			
				V	A	V	A	μA	mA			
Volts	Amps	Amps					ns	°C/W				
SHD3262	200	16	150	1.1	16	1.0	16	25	1.0	30	1.5	
SHD3263	400	16	150	1.45	16	1.35	16	25	1.0	45	1.5	
SHD3264	600	16	150	1.6	16	1.5	16	25	2.0	25	1.5	
SHD3251	200	16	150	1.2	30	1.1	30	25	1.0	35	0.9	 TO-254
SHD3245	200	40	200	1.0	40	0.9	40	100	2.0	50	0.45	
SHD3242	400	40	200	1.2	40	1.1	40	100	2.0	60	0.45	
SHD3243	600	40	200	1.4	40	1.3	40	100	8.0	30	0.6	

(Hermetic Ultrafast Rectifiers, Continued on Next Page)

HERMETIC ULTRAFAST RECOVERY RECTIFIERS (Continued)

TYPE NUMBER ③	PEAK INVERSE VOLTAGE Volts	MAXIMUM AVERAGE DC OUTPUT CURRENT T _C = 100°C Amps	PEAK 1 CYCLE SURGE CURRENT Amps	MAXIMUM PEAK FORWARD VOLTAGE (PULSED) PER LEG				MAXIMUM REVERSE CURRENT @ PIV		MAXIMUM REVERSE RECOVERY TIME ② ns	MAXIMUM THERMAL RESIS. PER LEG R _{θJC} °C/W	PKG. STYLE
				25°C		125°C		25°C 125°C				
				V	A	V	A	μA	mA			
SHD3262P	200	16	150	1.1	16	1.0	16	25	1.0	30	1.5	
SFD3262N	200	16	150	1.15	16	1.05	16	25	1.0	30	1.5	
SHD3262D	200	16	150	1.15	16	1.05	16	25	1.0	30	1.5	
SHD3263P	400	16	150	1.45	16	1.35	16	25	1.0	45	1.5	
SHD3263N	400	16	150	1.50	16	1.40	16	25	1.0	45	1.5	
SHD3263D	400	16	150	1.50	16	1.40	16	25	1.0	45	1.5	
SHD3264P	600	16	150	1.6	16	1.5	16	25	2.0	25	1.5	
SHD3264N	600	16	150	1.65	16	1.55	16	25	2.0	25	1.5	
SHD3264D	600	16	150	1.65	16	1.55	16	25	2.0	25	1.5	
*1N6657	100	40	300	1.0	10	0.83	10	10	1.0	35	2.3	
*1N6657R	100	40	300	1.0	10	0.83	10	10	1.0	35	2.3	
*1N6658	150	40	300	1.0	10	0.83	10	10	1.0	35	2.3	
*1N6658R	150	40	300	1.0	10	0.83	10	10	1.0	35	2.3	
*1N6659	200	30	300	1.0	10	0.83	10	10	1.0	35	2.3	
*1N6659R	200	30	300	1.0	10	0.83	10	10	1.0	35	2.3	
*1N6672	300	15	150	1.35	10	-	-	50	5.0	35	2.0	
*1N6672R	300	15	150	1.35	10	-	-	50	5.0	35	2.0	
*1N6673	400	15	150	1.35	10	-	-	50	5.0	35	2.0	
*1N6673R	400	15	150	1.35	10	-	-	50	5.0	35	2.0	
*1N6674	500	15	150	1.35	10	-	-	50	5.0	35	2.0	
*1N6674R	500	15	150	1.35	10	-	-	50	5.0	35	2.0	
SHD3251P	200	30	200	1.2	30	1.1	30	25	1.0	35	0.9	
SHD3251N	200	30	200	1.27	30	1.17	30	25	1.0	35	0.9	
SHD3251D	200	30	200	1.27	30	1.17	30	25	1.0	35	0.9	
SHD3245P	200	40	200	1.0	40	0.9	40	100	2.0	50	0.45	
SHD3245N	200	40	200	1.07	40	0.97	40	100	2.0	50	0.45	
SHD3245D	200	40	200	1.07	40	0.97	40	100	2.0	50	0.45	
SHD3243P	600	40	200	1.4	40	1.3	40	100	8.0	30	0.6	
SHD3243N	600	40	200	1.47	40	1.37	40	100	8.0	30	0.6	
SHD3243D	600	40	200	1.47	40	1.37	40	100	8.0	30	0.6	

Notes:

- All ratings are at T_C = 25°C unless otherwise specified.
- Maximum operating temperature range:
-65°C to +175°C; for 600V devices -65° to +150°C; -65 to +200°C for 1N6657 to 1N6659R & 1N6672 to 1N6674R.
- ① t_p = 8.3 msec.
- ② t_{rr} conditions; I_F = 0.5A, I_R = 1.0A, I_{rr} = 0.25A.
- ③ Suffix P denotes common cathode version, N or R denotes common anode and D denotes the doubler version.
- ④ T_C = +100°C.
- ⑤ Tested at 80% of PIV.

* MIL-PRF-19500 QPL Product.

Most devices are available in other Voltage and/or current ratings. Please contact the factory or a Sensitron Sales Representative for details.