

## SMD 0603 Multilayer Varistor



### FEATURES

- Surface mount multilayer surge suppressor
- Inherent bidirectional clamping
- Excellent energy/volume ratio
- Suitable for reflow soldering
- Compliant to RoHS directive 2002/95/EC and in accordance to WEEE 2002/96/EC



**RoHS**  
COMPLIANT

### QUICK REFERENCE DATA

PARAMETER	VALUE	UNIT
Maximum Continuous Voltage DC AC	5.6 to 30.0 4.0 to 25.0	V
Maximum Clamping Voltage at 1 A	15.5 to 65	V
Capacitance Range (at 1 MHz)	150 to 825	pF
Maximum Energy (10/1000 $\mu$ s)	0.1	J
Maximum Peak Current	30	A
Operating Temperature Range	- 55 to 125	$^{\circ}$ C
Climatic Category	55/125/56	
Weight	$\pm$ 0.005	g

### APPLICATIONS

Over-voltage and transient voltage protection:

- Data lines and I/O port protection
- Protection against ESD transients
- On-board protection of IC's and transistors
- Modem protection
- LCD protection

### DESCRIPTION

Size 0603 (1608M) multilayer chip varistor with NiSn terminations.

### PACKAGING

Available in 8 mm paper tape and reel.

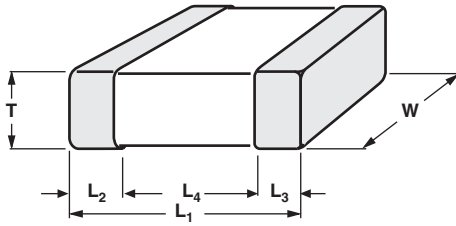
### ELECTRICAL DATA AND ORDERING INFORMATION

WORKING VOLTAGE		BREAKDOWN VOLTAGE (1 mA)	MAXIMUM CLAMPING VOLTAGE (1 A)	TYPICAL CAPACITANCE (1 MHz)	PART NUMBER	
$V_{RMS}$	$V_{DC}$	$V_b$	$V_c$	C	12NC	SAP
V	V	V	V	pF	2381 553	MLV0603E3
4.0	5.6	7.1 to 9.3	15.5	825	30406	0403T
7.0	9.0	11.0 to 14.0	20.0	550	30706	0703T
11.0	14.0	16.0 to 20.0	30.0	425	31106	1103T
14.0	18.0	23.0 to 28.0	40.0	225	31406	1403T
20.0	26.0	31.0 to 38.0	58.0	160	32006	2003T
25.0	30.0	37.0 to 46.0	65.0	150	32506	2503T

#### Notes

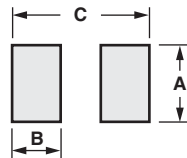
- Sinusoidal voltage assumed as normal operating condition.  
If a non-sinusoidal voltage is present, the crest voltage x 0.707 should be used for type selection.
- Voltage at a current of 1 mA, measured according to 4.3 of CECC 42 000.
- Parts are not recommended for automotive applications.

**DIMENSIONS** in millimeters



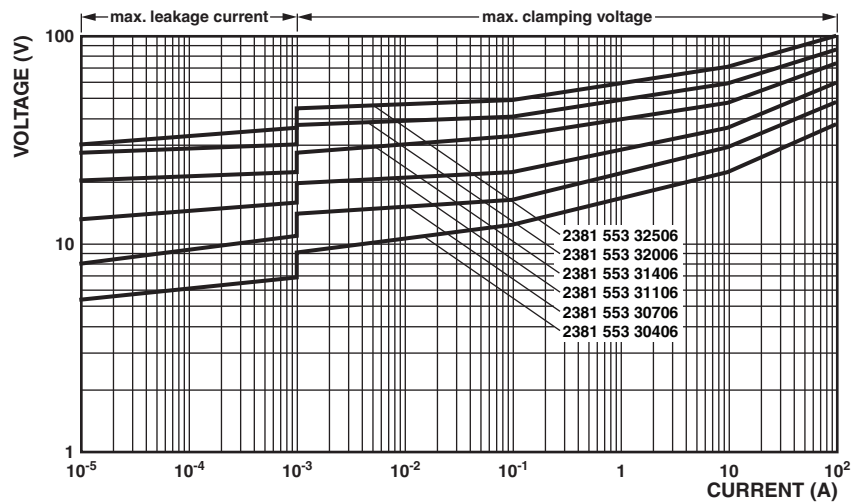
L <sub>1</sub>	W	T	L <sub>2</sub> and L <sub>3</sub>
1.6 ± 0.15	0.8 ± 0.15	0.9 max.	0.35 ± 0.15

**RECOMMENDED FOOTPRINT** in millimeters



A	B	C
1.0	1.0	3.0

**V/I CHARACTERISTICS**





## Disclaimer

ALL PRODUCT, PRODUCT SPECIFICATIONS AND DATA ARE SUBJECT TO CHANGE WITHOUT NOTICE TO IMPROVE RELIABILITY, FUNCTION OR DESIGN OR OTHERWISE.

Vishay Intertechnology, Inc., its affiliates, agents, and employees, and all persons acting on its or their behalf (collectively, "Vishay"), disclaim any and all liability for any errors, inaccuracies or incompleteness contained in any datasheet or in any other disclosure relating to any product.

Vishay makes no warranty, representation or guarantee regarding the suitability of the products for any particular purpose or the continuing production of any product. To the maximum extent permitted by applicable law, Vishay disclaims (i) any and all liability arising out of the application or use of any product, (ii) any and all liability, including without limitation special, consequential or incidental damages, and (iii) any and all implied warranties, including warranties of fitness for particular purpose, non-infringement and merchantability.

Statements regarding the suitability of products for certain types of applications are based on Vishay's knowledge of typical requirements that are often placed on Vishay products in generic applications. Such statements are not binding statements about the suitability of products for a particular application. It is the customer's responsibility to validate that a particular product with the properties described in the product specification is suitable for use in a particular application. Parameters provided in datasheets and/or specifications may vary in different applications and performance may vary over time. All operating parameters, including typical parameters, must be validated for each customer application by the customer's technical experts. Product specifications do not expand or otherwise modify Vishay's terms and conditions of purchase, including but not limited to the warranty expressed therein.

Except as expressly indicated in writing, Vishay products are not designed for use in medical, life-saving, or life-sustaining applications or for any other application in which the failure of the Vishay product could result in personal injury or death. Customers using or selling Vishay products not expressly indicated for use in such applications do so at their own risk. Please contact authorized Vishay personnel to obtain written terms and conditions regarding products designed for such applications.

No license, express or implied, by estoppel or otherwise, to any intellectual property rights is granted by this document or by any conduct of Vishay. Product names and markings noted herein may be trademarks of their respective owners.

## Material Category Policy

**Vishay Intertechnology, Inc. hereby certifies that all its products that are identified as RoHS-Compliant fulfill the definitions and restrictions defined under Directive 2011/65/EU of The European Parliament and of the Council of June 8, 2011 on the restriction of the use of certain hazardous substances in electrical and electronic equipment (EEE) - recast, unless otherwise specified as non-compliant.**

**Please note that some Vishay documentation may still make reference to RoHS Directive 2002/95/EC. We confirm that all the products identified as being compliant to Directive 2002/95/EC conform to Directive 2011/65/EU.**

**Vishay Intertechnology, Inc. hereby certifies that all its products that are identified as Halogen-Free follow Halogen-Free requirements as per JEDEC JS709A standards. Please note that some Vishay documentation may still make reference to the IEC 61249-2-21 definition. We confirm that all the products identified as being compliant to IEC 61249-2-21 conform to JEDEC JS709A standards.**