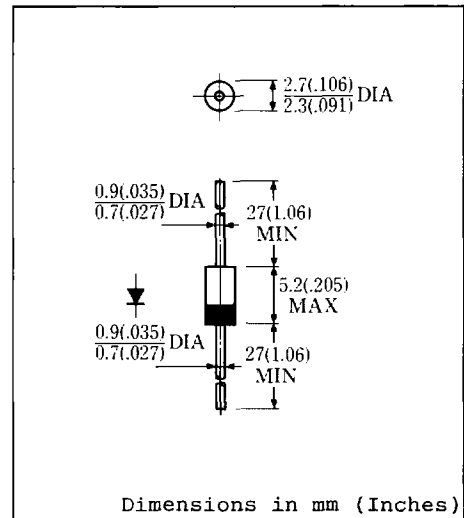


**FEATURES**

- Miniature Size
- Low Forward Voltage Drop
- Low Reverse Leakage Current
- High Surge Capability
- 52mm Inside Tape Spacing Package Available



Approx. Net Weight : 0.33 Grams

**MAXIMUM RATINGS**

Voltage Rating	TYPE	1N4001	1N4002	1N4003	1N4004	1N4005	1N4006	1N4007	Unit
	Symbol								
Repetitive Peak Reverse Voltage	$V_{RRM}$	50	100	200	400	600	800	1000	v
Non-Repetitive Peak Reverse Voltage	$V_{RSM}$	125	250	400	600	800	1000	1200	v
Electrical Rating	Symbol	Condition					Rating		Unit
Average Rectified Output Current	$I_O$	180° sinusoidal wave conduction $T_a = 70^\circ\text{C}$					1.0		A
RMS Forward Current	$I_{F(RMS)}$						1.57		A
Peak One-cycle Forward Surge Current	$I_{FSM}$	50Hz half sine wave, non-repetitive					50		A
Operating Frequency	f						1,000		Hz
Operating Junction Temperature Range	$T_{jw}$						-40 to 150		°C
Storage Temperature Range	$T_{stg}$						-40 to 150		°C

**ELECTRICAL & THERMAL CHARACTERISTICS**

Characteristics	Symbol	Test Condition		Max.	Unit
Peak Forward Voltage	$V_{FM}$	$I_{FM} = 1.0\text{A}$	$T_j = 25^\circ\text{C}$	0.9	v
Peak Reverse Current	$I_{RM}$	$V_{RM} = V_{RRM}$ $T_j = 25^\circ\text{C}$	1N4001 ~ 1N4003	50	$\mu\text{A}$
			1N4004 ~ 1N4007	5	
Thermal Resistance	$R_{th(j-a)}$	Junction to Ambient		91	°C/W

FIG.1-FORWARD VOLTAGE VS. FORWARD CURRENT

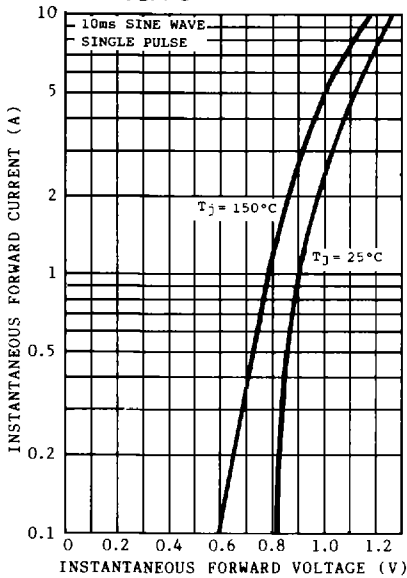


FIG.2-AVERAGE FORWARD POWER DISSIPATION

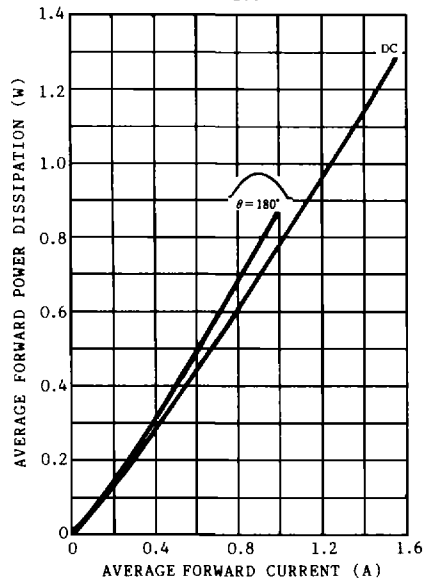


FIG.3-AVERAGE FORWARD CURRENT VS. AMBIENT TEMPERATURE

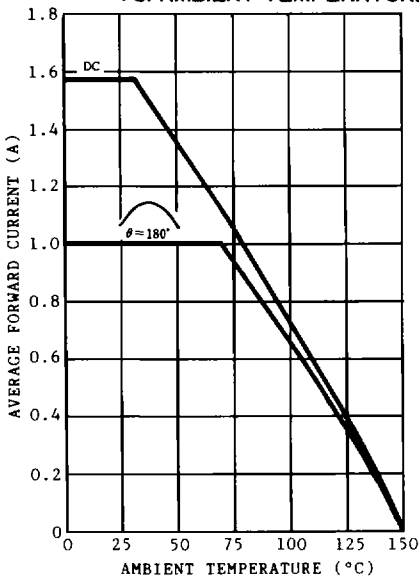
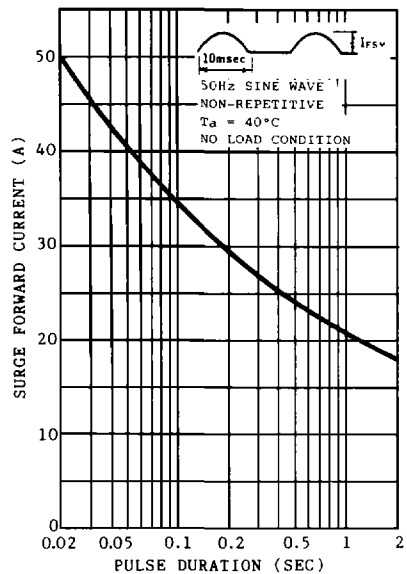


FIG.4-SURGE CURRENT RATINGS



G